



# Townsville QLD Professional

## Race 1: LADBROKE IT! Maiden Handicap - 1400m



23 April 2024 - 13:40

Track Rating: Soft 5, Weather: Fine, Rail Position: +6m 1000m-W/Post; +1.5m Remainder

Section	Overall	1200m	1000m	800m	600m	400m	Last 600m						
Field Times	1:24.55 (0:14.49)	1:10.06 (0:10.61)	0:59.45 (0:11.26)	0:48.19 (0:11.29)	0:36.90 (0:11.56)	0:25.34 (0:12.21)	0:36.90						
Rank	TAB	Horse/Jockey	Barrier	Top Speed [km/h]	Fastest Section							Distance Travelled [m]	
1	5	SEA OF CORTEZ Chelsea Jokic	2	66.7 1200m	0:10.99 1200m	1:24.55 [1] (0:14.61)	1:09.94 [3] (0:10.99)	0:58.95 [3] (0:11.32)	0:47.63 [3] (0:11.11)	0:36.52 [2] (0:11.38)	0:25.14 [3] (0:12.01)	0:36.52	
2	8	FAIRYBOWER FLYER Lacey Morrison	1	68.3 1200m	0:10.90 1200m	1:25.05 [2] (0:14.56)	1:10.49 [2] (0:10.90)	0:59.59 [2] (0:11.38)	0:48.21 [2] (0:11.19)	0:37.02 [3] (0:11.30)	0:25.72 [2] (0:12.30)	0:37.02	-2
3	9	MY LITTLE VIKING Chris Whiteley	5	65.8 1200m	0:11.09 1200m	1:25.25 [3] (0:14.93)	1:10.32 [5] (0:11.09)	0:59.23 [5] (0:11.45)	0:47.78 [5] (0:11.33)	0:36.45 [6] (0:11.67)	0:24.78 [4] (0:11.95)	0:36.45	-8
4	4	ICE BOUND Isabella Teh	3	69.6 1200m	0:10.61 1200m	1:25.44 [4] (0:14.49)	1:10.95 [1] (0:10.61)	1:00.34 [1] (0:11.26)	0:49.08 [1] (0:11.29)	0:37.79 [1] (0:11.56)	0:26.23 [1] (0:12.40)	0:37.79	-7
5	7	THE HIPPY Denicious Smith	7	65.7 1200m	0:11.18 1200m	1:27.39 [5] (0:15.23)	1:12.16 [8] (0:11.18)	1:00.98 [8] (0:11.41)	0:49.57 [8] (0:11.33)	0:38.24 [9] (0:12.41)	0:25.83 [6] (0:12.58)	0:38.24	+3
6	3	KAISA Scott Sheargold	4	67.5 1200m	0:10.81 1200m	1:27.82 [6] (0:15.98)	1:11.84 [9] (0:10.81)	1:01.03 [9] (0:11.13)	0:49.90 [9] (0:11.23)	0:38.67 [8] (0:12.37)	0:26.30 [5] (0:12.21)	0:38.67	-4
7	2	RIVALON Adrian Layt	8	68.2 Overall	0:11.11 1200m	1:30.98 [7] (0:15.06)	1:15.92 [6] (0:11.11)	1:04.81 [6] (0:11.35)	0:53.46 [6] (0:11.26)	0:42.20 [5] (0:12.92)	0:29.28 [7] (0:13.49)	0:42.20	+0

Did Not Finish: Sosthenes (#1), Hughie Vuitton (#6)



# Townsville QLD Professional

## Race 1: LADBROKE IT! Maiden Handicap - 1400m

23 April 2024 - 13:40



Track Rating: Soft 5, Weather: Fine, Rail Position: +6m 1000m-W/Post; +1.5m Remainder

Section				200m				Last 600m	
Field Times				0:13.13 (0:13.13)				0:36.90	
Rank	TAB	Horse/Jockey	Barrier	Top Speed [km/h]	Fastest Section	Margin			Distance Travelled [m]
1	5	SEA OF CORTEZ Chelsea Jokic	2	66.7 1200m	0:10.99 1200m	0:13.13 [1] (0:13.13)	1:24.55		0:36.52
2	8	FAIRYBOWER FLYER Lacey Morrison	1	68.3 1200m	0:10.90 1200m	0:13.42 [3] (0:13.42)	2.92L		0:37.02 -2
3	9	MY LITTLE VIKING Chris Whiteley	5	65.8 1200m	0:11.09 1200m	0:12.83 [4] (0:12.83)	4.11L		0:36.45 -8
4	4	ICE BOUND Isabella Teh	3	69.6 1200m	0:10.61 1200m	0:13.83 [2] (0:13.83)	5.19L		0:37.79 -7
5	7	THE HIPPY Denicious Smith	7	65.7 1200m	0:11.18 1200m	0:13.25 [6] (0:13.25)	16.71L		0:38.24 +3
6	3	KAISA Scott Sheargold	4	67.5 1200m	0:10.81 1200m	0:14.09 [5] (0:14.09)	19.2L		0:38.67 -4
7	2	RIVALON Adrian Layt	8	68.2 Overall	0:11.11 1200m	0:15.79 [7] (0:15.79)	37.8L		0:42.20 +0

Did Not Finish: Sosthenes (#1), Hughie Vuitton (#6)



Horse/Jockey Name	Sea Of Cortez
Final Rank	1
Fastest Section Time (Section)	0:10.99 (1200m)
Top Speed [km/h] (Section)	66.7 (1200m)
Race State	Finished



### Townsville QLD Professional

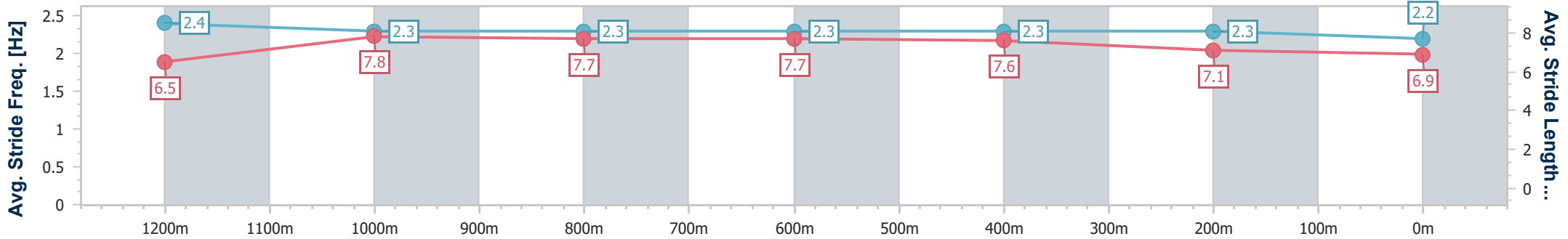
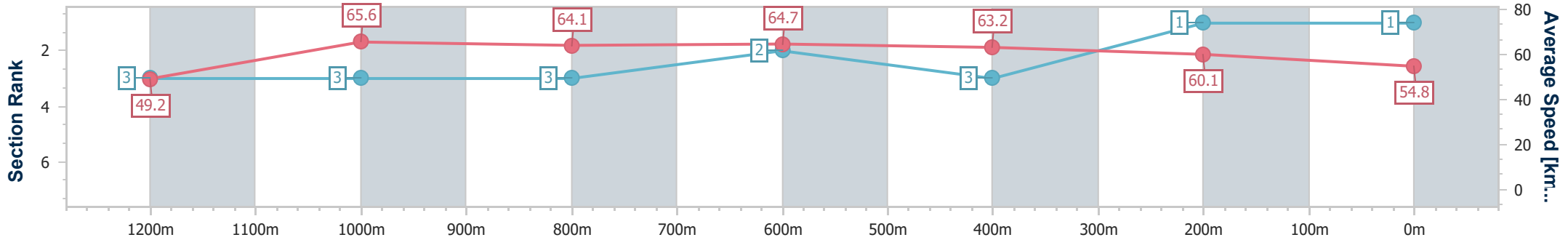
Race 1: LADBROKE IT! Maiden Handicap - 1400m

23 April 2024 - 13:40

Track Rating: Soft 5, Weather: Fine, Rail Position: +6m 1000m-  
W/Post; +1.5m Remainder



Section	Overall	1200m	1000m	800m	600m	400m	200m
Section Times	1:24.55 [1] (0:14.61)	1:09.94 [3] (0:10.99)	0:58.95 [3] (0:11.32)	0:47.63 [3] (0:11.11)	0:36.52 [2] (0:11.38)	0:25.14 [3] (0:12.01)	0:13.13 [1] (0:13.13)
Average Speed [km/h]	49.2	65.6	64.1	64.7	63.2	60.1	54.8
Top Speed [km/h]	65.8	66.7	65.4	65.3	64.7	62.1	58.0
Avg. Dist. to Rail [m]	4.6	1.9	2.0	0.6	0.5	1.4	3.5
Avg. Stride Freq. [Hz]	2.4	2.3	2.3	2.3	2.3	2.3	2.2
Avg. Stride Length [m]	6.5	7.8	7.7	7.7	7.6	7.1	6.9



- [ ] Ranking at each section and finish
- .-.- No data available at this section
- NA No data available



Horse/Jockey Name	Fairybower Flyer
Final Rank	2
Fastest Section Time (Section)	0:10.90 (1200m)
Top Speed [km/h] (Section)	68.3 (1200m)
Race State	Finished



### Townsville QLD Professional

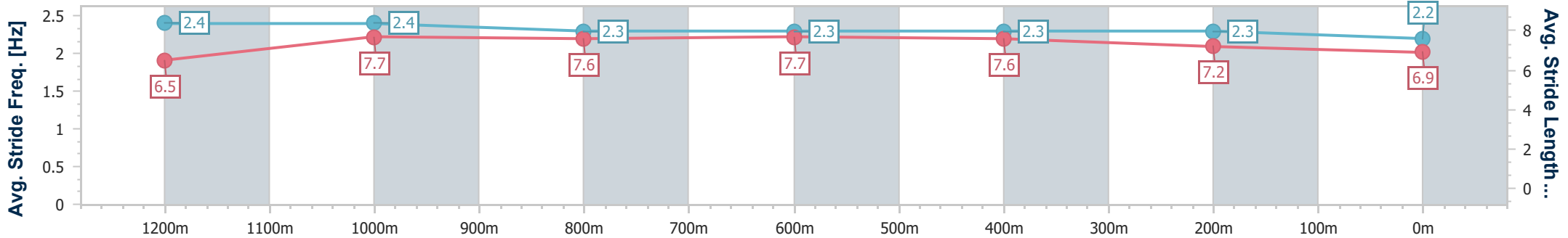
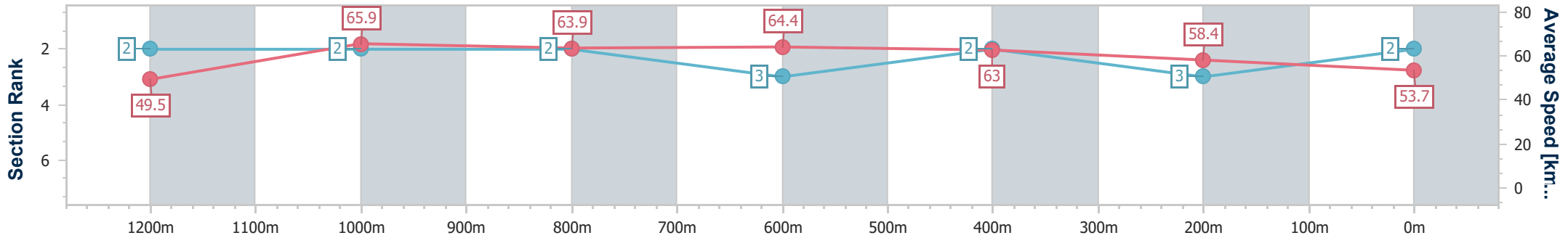
Race 1: LADBROKE IT! Maiden Handicap - 1400m

23 April 2024 - 13:40

Track Rating: Soft 5, Weather: Fine, Rail Position: +6m 1000m-  
W/Post; +1.5m Remainder



Section	Overall	1200m	1000m	800m	600m	400m	200m
Section Times	1:25.05 [2] (0:14.56)	1:10.49 [2] (0:10.90)	0:59.59 [2] (0:11.38)	0:48.21 [2] (0:11.19)	0:37.02 [3] (0:11.30)	0:25.72 [2] (0:12.30)	0:13.42 [3] (0:13.42)
Average Speed [km/h]	49.5	65.9	63.9	64.4	63.0	58.4	53.7
Top Speed [km/h]	68.2	68.3	65.9	65.4	64.6	60.2	57.3
Avg. Dist. to Rail [m]	1.7	0.6	2.0	1.1	2.3	0.6	2.9
Avg. Stride Freq. [Hz]	2.4	2.4	2.3	2.3	2.3	2.3	2.2
Avg. Stride Length [m]	6.5	7.7	7.6	7.7	7.6	7.2	6.9



- [ ] Ranking at each section and finish
- .-.- No data available at this section
- NA No data available



Horse/Jockey Name	My Little Viking
Final Rank	3
Fastest Section Time (Section)	0:11.09 (1200m)
Top Speed [km/h] (Section)	65.8 (1200m)
Race State	Finished



Townsville QLD Professional

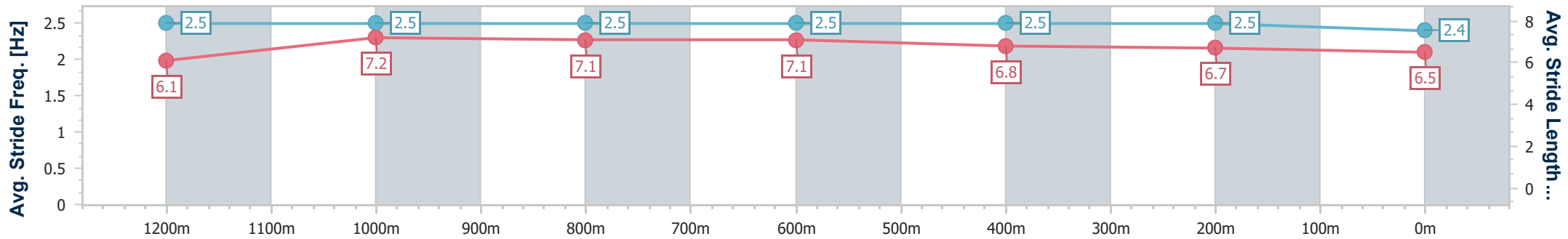
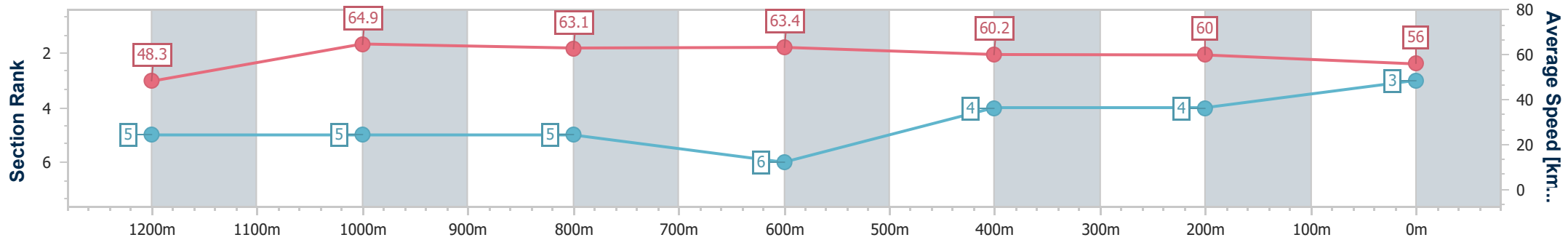
Race 1: LADBROKE IT! Maiden Handicap - 1400m

23 April 2024 - 13:40

Track Rating: Soft 5, Weather: Fine, Rail Position: +6m 1000m-  
W/Post; +1.5m Remainder



Section	Overall	1200m	1000m	800m	600m	400m	200m
Section Times	1:25.25 [3] (0:14.93)	1:10.32 [5] (0:11.09)	0:59.23 [5] (0:11.45)	0:47.78 [5] (0:11.33)	0:36.45 [6] (0:11.67)	0:24.78 [4] (0:11.95)	0:12.83 [4] (0:12.83)
Average Speed [km/h]	48.3	64.9	63.1	63.4	60.2	60.0	56.0
Top Speed [km/h]	64.5	65.8	63.8	63.9	64.0	61.6	59.7
Avg. Dist. to Rail [m]	6.0	0.8	1.3	1.9	4.3	1.7	3.1
Avg. Stride Freq. [Hz]	2.5	2.5	2.5	2.5	2.5	2.5	2.4
Avg. Stride Length [m]	6.1	7.2	7.1	7.1	6.8	6.7	6.5



- [ ] Ranking at each section and finish
- .-.- No data available at this section
- NA No data available



Horse/Jockey Name	Ice Bound
Final Rank	4
Fastest Section Time (Section)	0:10.61 (1200m)
Top Speed [km/h] (Section)	69.6 (1200m)
Race State	Finished



Townsville QLD Professional

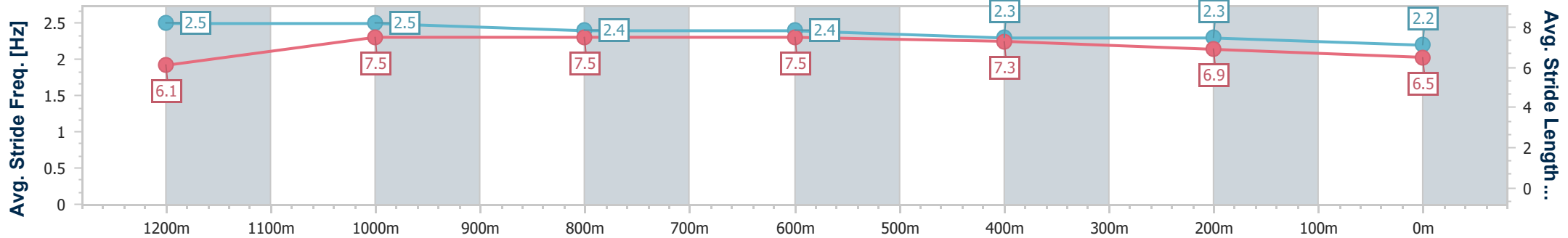
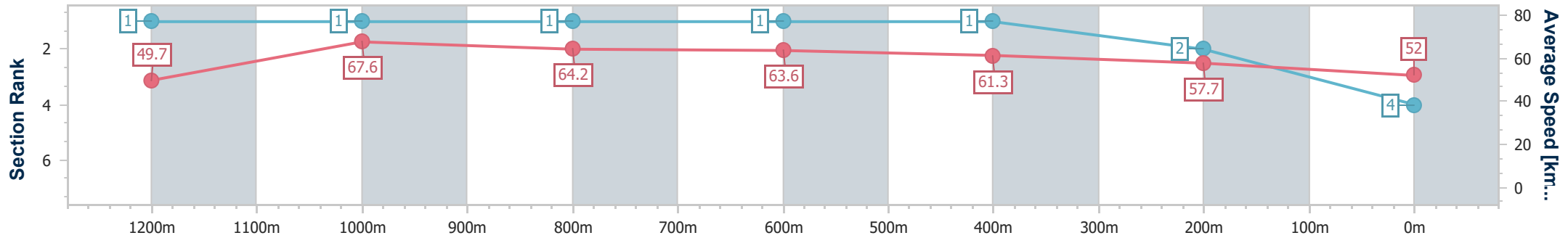
Race 1: LADBROKE IT! Maiden Handicap - 1400m

23 April 2024 - 13:40

Track Rating: Soft 5, Weather: Fine, Rail Position: +6m 1000m-  
W/Post; +1.5m Remainder



Section	Overall	1200m	1000m	800m	600m	400m	200m
Section Times	1:25.44 [4] (0:14.49)	1:10.95 [1] (0:10.61)	1:00.34 [1] (0:11.26)	0:49.08 [1] (0:11.29)	0:37.79 [1] (0:11.56)	0:26.23 [1] (0:12.40)	0:13.83 [2] (0:13.83)
Average Speed [km/h]	49.7	67.6	64.2	63.6	61.3	57.7	52.0
Top Speed [km/h]	68.3	69.6	64.9	64.8	63.4	59.5	55.6
Avg. Dist. to Rail [m]	5.5	1.3	0.8	0.8	2.7	2.6	0.6
Avg. Stride Freq. [Hz]	2.5	2.5	2.4	2.4	2.3	2.3	2.2
Avg. Stride Length [m]	6.1	7.5	7.5	7.5	7.3	6.9	6.5



- [ ] Ranking at each section and finish
- .-.- No data available at this section
- NA No data available



Horse/Jockey Name	The Hippy
Final Rank	5
Fastest Section Time (Section)	0:11.18 (1200m)
Top Speed [km/h] (Section)	65.7 (1200m)
Race State	Finished



### Townsville QLD Professional

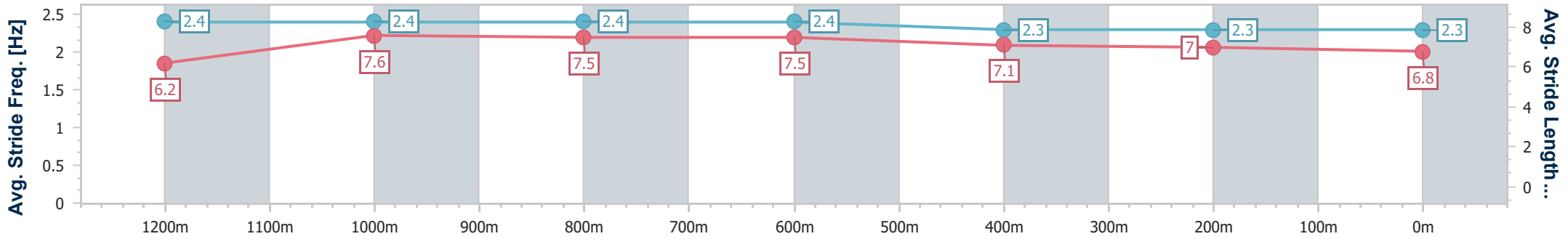
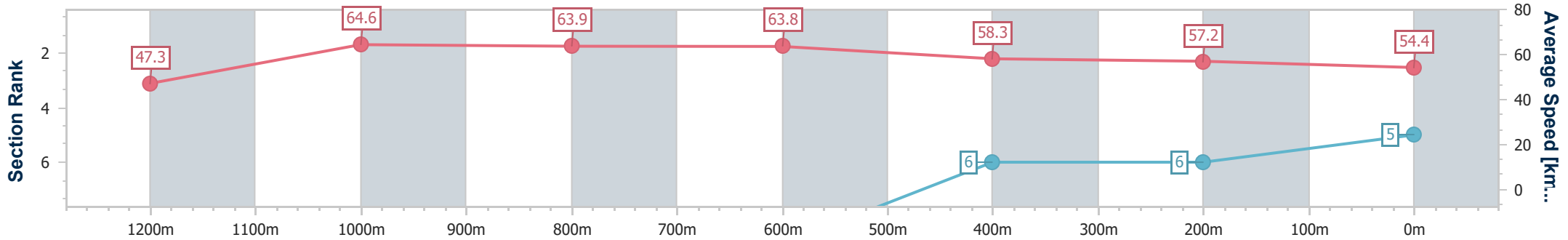
Race 1: LADBROKE IT! Maiden Handicap - 1400m

23 April 2024 - 13:40

Track Rating: Soft 5, Weather: Fine, Rail Position: +6m 1000m-  
W/Post; +1.5m Remainder



Section	Overall	1200m	1000m	800m	600m	400m	200m						
Section Times	1:27.39 [5] (0:15.23)	1:12.16 [8] (0:11.18)	1:00.98 [8] (0:11.41)	0:49.57 [8] (0:11.33)	0:38.24 [9] (0:12.41)	0:25.83 [6] (0:12.58)	0:13.25 [6] (0:13.25)						
Average Speed [km/h]	47.3	64.6	63.9	63.8	58.3	57.2	54.4						
Top Speed [km/h]	65.3	65.7	64.8	64.6	63.1	58.3	56.8						
Avg. Dist. to Rail [m]	7.1	1.9	2.7	1.3	1.6	2.1	3.4						
Avg. Stride Freq. [Hz]	2.4	2.4	2.4	2.4	2.3	2.3	2.3						
Avg. Stride Length [m]	6.2	7.6	7.5	7.5	7.1	7.0	6.8						



- [ ] Ranking at each section and finish
- .-.- No data available at this section
- NA No data available



Horse/Jockey Name	Kaisa
Final Rank	6
Fastest Section Time (Section)	0:10.81 (1200m)
Top Speed [km/h] (Section)	67.5 (1200m)
Race State	Finished



### Townsville QLD Professional

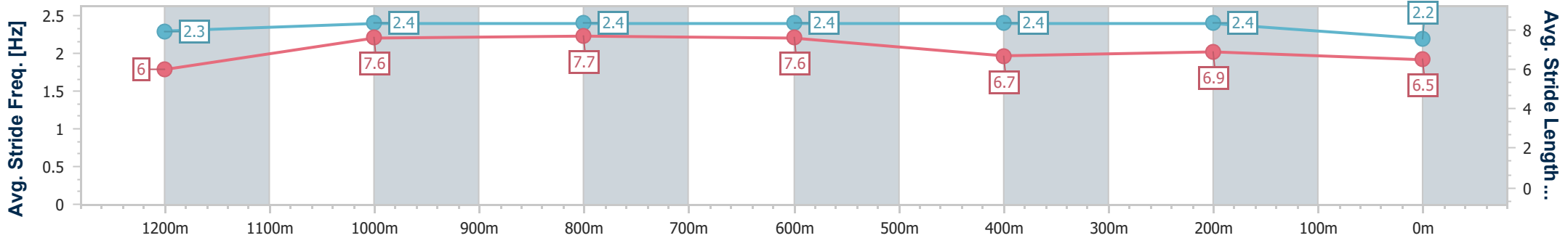
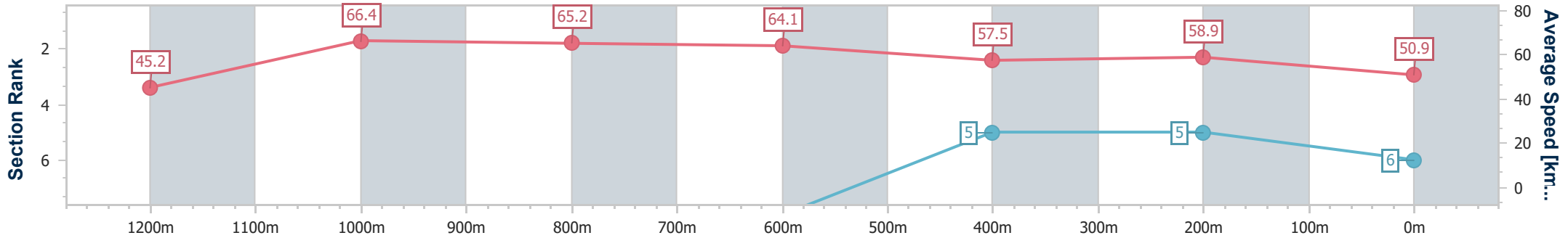
Race 1: LADBROKE IT! Maiden Handicap - 1400m

23 April 2024 - 13:40

Track Rating: Soft 5, Weather: Fine, Rail Position: +6m 1000m-  
W/Post; +1.5m Remainder



Section	Overall	1200m	1000m	800m	600m	400m	200m
Section Times	1:27.82 [6] (0:15.98)	1:11.84 [9] (0:10.81)	1:01.03 [9] (0:11.13)	0:49.90 [9] (0:11.23)	0:38.67 [8] (0:12.37)	0:26.30 [5] (0:12.21)	0:14.09 [5] (0:14.09)
Average Speed [km/h]	45.2	66.4	65.2	64.1	57.5	58.9	50.9
Top Speed [km/h]	67.2	67.5	65.7	64.8	64.7	59.9	57.3
Avg. Dist. to Rail [m]	4.0	0.8	1.7	1.5	2.0	1.6	0.3
Avg. Stride Freq. [Hz]	2.3	2.4	2.4	2.4	2.4	2.4	2.2
Avg. Stride Length [m]	6.0	7.6	7.7	7.6	6.7	6.9	6.5



- [ ] Ranking at each section and finish
- .-.- No data available at this section
- NA No data available





Horse/Jockey Name	Rivalon
Final Rank	7
Fastest Section Time (Section)	0:11.11 (1200m)
Top Speed [km/h] (Section)	68.2 (Overall)
Race State	Finished



### Townsville QLD Professional

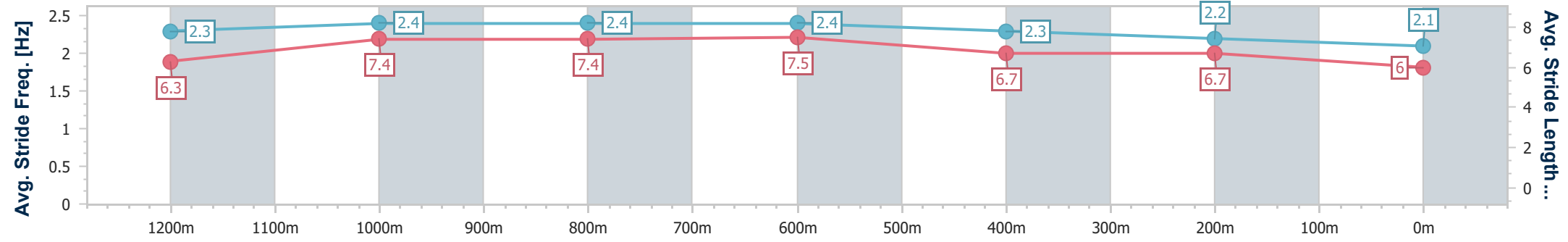
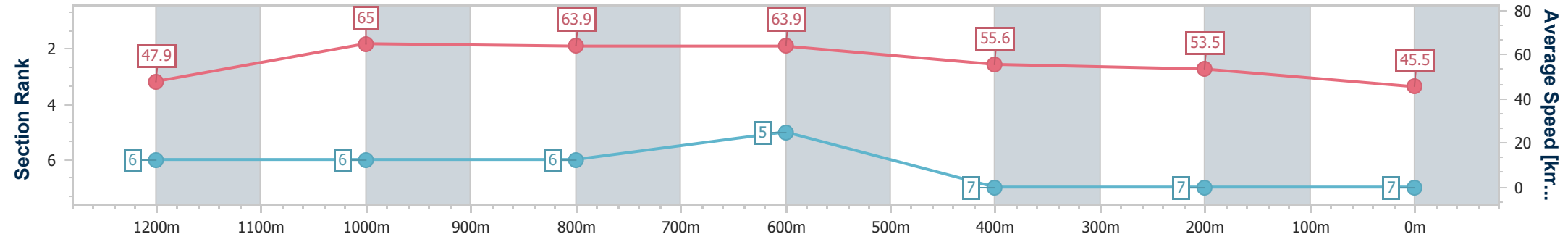
Race 1: LADBROKE IT! Maiden Handicap - 1400m

23 April 2024 - 13:40

Track Rating: Soft 5, Weather: Fine, Rail Position: +6m 1000m-  
W/Post; +1.5m Remainder



Section	Overall	1200m	1000m	800m	600m	400m	200m
Section Times	1:30.98 [7] (0:15.06)	1:15.92 [6] (0:11.11)	1:04.81 [6] (0:11.35)	0:53.46 [6] (0:11.26)	0:42.20 [5] (0:12.92)	0:29.28 [7] (0:13.49)	0:15.79 [7] (0:15.79)
Average Speed [km/h]	47.9	65.0	63.9	63.9	55.6	53.5	45.5
Top Speed [km/h]	68.2	67.7	65.4	65.4	65.0	55.4	51.5
Avg. Dist. to Rail [m]	7.6	1.9	2.1	1.4	1.2	1.2	2.4
Avg. Stride Freq. [Hz]	2.3	2.4	2.4	2.4	2.3	2.2	2.1
Avg. Stride Length [m]	6.3	7.4	7.4	7.5	6.7	6.7	6.0



- [ ] Ranking at each section and finish
- .-.- No data available at this section
- NA No data available



Horse/Jockey Name	Sosthenes
Final Rank	2147483647
Fastest Section Time (Section)	0:11.09 (1200m)
Top Speed [km/h] (Section)	65.9 (1200m)
Race State	DidNotFinish



Townsville QLD Professional

Race 1: LADBROKE IT! Maiden Handicap - 1400m

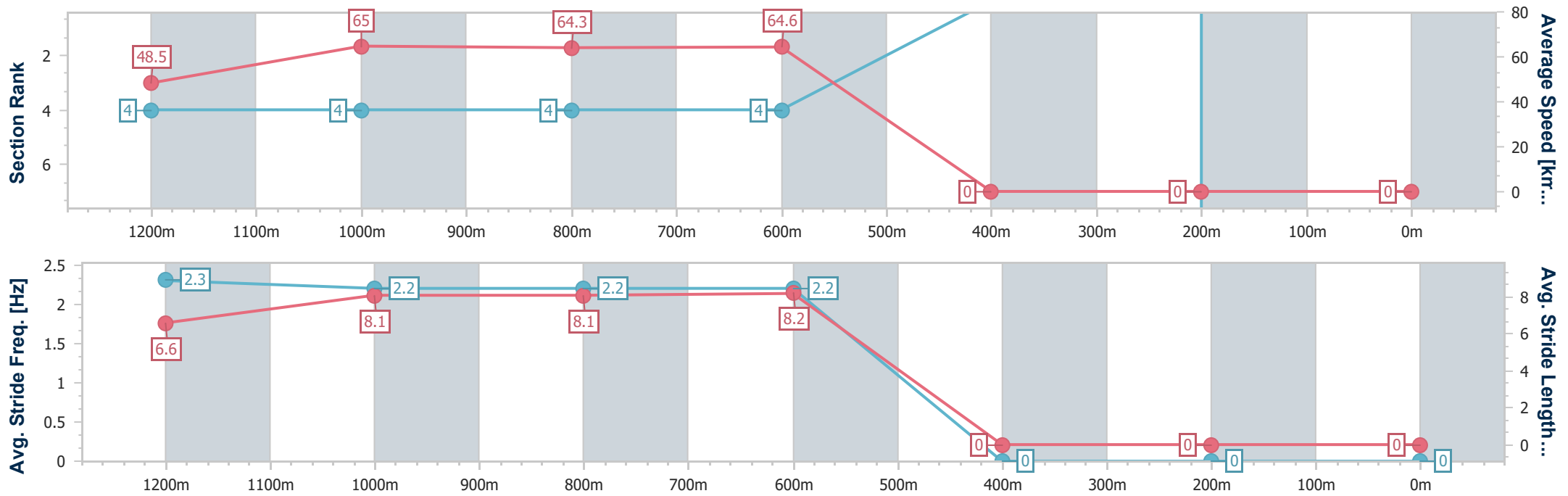
23 April 2024 - 13:40

Track Rating: Soft 5, Weather: Fine, Rail Position: +6m 1000m-  
W/Post; +1.5m Remainder



Section	Overall	1200m	1000m	800m	600m	400m	200m						
Section Times	0:00.00 [2147483647 ] (0:14.91)	0:00.00 [4] (0:11.09)	0:00.00 [4] (0:11.27)	0:00.00 [4] (0:11.14)	-:--:--	-:--:--	-:--:--						
Average Speed [km/h]	48.5	65.0	64.3	64.6	0.0	0.0	0.0						
Top Speed [km/h]	65.3	65.9	65.5	65.4	--:--	--:--	--:--						
Avg. Dist. to Rail [m]	8.5	2.5	1.6	1.3	0.0	0.0	0.0						
Avg. Stride Freq. [Hz]	2.3	2.2	2.2	2.2	--:--	--:--	--:--						
Avg. Stride Length [m]	6.6	8.1	8.1	8.2	--:--	--:--	--:--						

- [ ] Ranking at each section and finish
- :--:-- No data available at this section
- NA No data available





Horse/Jockey Name	Hughie Vuitton
Final Rank	8
Fastest Section Time (Section)	0:11.15 (1200m)
Top Speed [km/h] (Section)	65.3 (Overall)
Race State	DidNotFinish



### Townsville QLD Professional

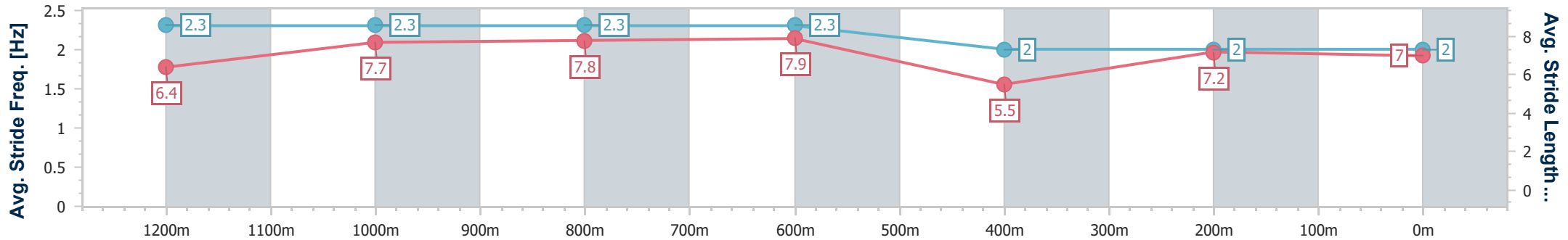
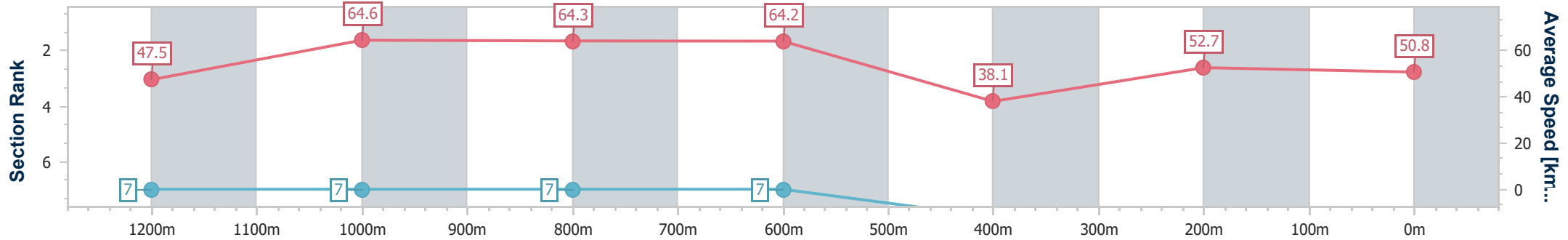
Race 1: LADBROKE IT! Maiden Handicap - 1400m

23 April 2024 - 13:40

Track Rating: Soft 5, Weather: Fine, Rail Position: +6m 1000m-  
W/Post; +1.5m Remainder



Section	Overall	1200m	1000m	800m	600m	400m	200m
Section Times	0:00.00 [8] (0:15.17)	0:00.00 [7] (0:11.15)	0:00.00 [7] (0:11.29)	0:00.00 [7] (0:11.23)	0:00.00 [7] (0:18.87)	0:00.00 [8] (0:13.68)	0:00.00 [8] (0:14.16)
Average Speed [km/h]	47.5	64.6	64.3	64.2	38.1	52.7	50.8
Top Speed [km/h]	65.3	65.3	65.2	65.2	64.9	54.0	53.8
Avg. Dist. to Rail [m]	5.4	1.2	1.7	1.1	2.0	3.1	6.7
Avg. Stride Freq. [Hz]	2.3	2.3	2.3	2.3	2.0	2.0	2.0
Avg. Stride Length [m]	6.4	7.7	7.8	7.9	5.5	7.2	7.0



- [ ] Ranking at each section and finish
- .-.- No data available at this section
- NA No data available