



Eagle Farm QLD Professional
Race 5: FRESH SELECTIONS GREEN THUMBS BENCHMARK 68
Handicap - 1805m
20 April 2024 - 13:59



BRISBANE
RACING CLUB

Track Rating: Soft 5, Weather: Fine, Rail Position: +1m Entire

Section														
Field Times	Overall	1600m	1400m	1200m	1000m	800m	600m	Last 600m						
	1:50.95 (0:14.29)	1:36.66 (0:11.33)	1:25.33 (0:11.59)	1:13.74 (0:12.59)	1:01.15 (0:12.74)	0:48.41 (0:12.50)	0:35.91 (0:11.96)	0:35.91						
Rank	TAB	Horse/Jockey	Barrier	Top Speed [km/h]	Fastest Section								Distance Travelled [m]	
1	4	LATELY Marnu Potgieter	4	64.1 400m	0:11.36 400m	1:50.95 [1] (0:15.00)	1:35.95 [11] (0:11.81)	1:24.14 [12] (0:11.75)	1:12.39 [12] (0:12.24)	1:00.15 [12] (0:12.87)	0:47.28 [13] (0:12.42)	0:34.86 [13] (0:11.75)	0:34.86	
2	16	ALDEENAARY Jake Bayliss	16	65.3 400m	0:11.39 400m	1:51.04 [2] (0:15.20)	1:35.84 [14] (0:11.80)	1:24.04 [13] (0:11.78)	1:12.26 [13] (0:12.28)	0:59.98 [13] (0:12.57)	0:47.41 [12] (0:12.26)	0:35.15 [11] (0:11.68)	0:35.15	+16
3	12	SACRED FEELING James Orman	12	65.1 1600m	0:11.27 400m	1:51.12 [3] (0:14.73)	1:36.39 [7] (0:11.53)	1:24.86 [8] (0:11.63)	1:13.23 [7] (0:12.43)	1:00.80 [6] (0:12.83)	0:47.97 [8] (0:12.53)	0:35.44 [9] (0:11.99)	0:35.44	+4
4	5	CONNECTICUT Michael Rodd	5	64.0 600m	0:11.55 400m	1:51.15 [4] (0:14.31)	1:36.84 [2] (0:11.59)	1:25.25 [5] (0:11.87)	1:13.38 [6] (0:12.59)	1:00.79 [7] (0:12.74)	0:48.05 [6] (0:12.24)	0:35.81 [4] (0:11.67)	0:35.81	+5
5	11	VIADELAMORE Boris Thornton	11	64.0 1600m	0:11.60 400m	1:51.80 [5] (0:14.77)	1:37.03 [9] (0:11.73)	1:25.30 [9] (0:11.71)	1:13.59 [9] (0:12.42)	1:01.17 [10] (0:12.69)	0:48.48 [9] (0:12.39)	0:36.09 [10] (0:11.87)	0:36.09	+3
6	2	DREAMDEEL Robbie Dolan	2	65.3 1600m	0:11.35 1600m	1:51.93 [6] (0:14.37)	1:37.56 [3] (0:11.35)	1:26.21 [2] (0:11.64)	1:14.57 [2] (0:12.50)	1:02.07 [2] (0:12.83)	0:49.24 [2] (0:12.44)	0:36.80 [2] (0:11.87)	0:36.80	+6
7	13	DECEMBER DIAMOND Sean Cormack	13	63.9 1600m	0:11.62 1600m	1:52.04 [7] (0:14.50)	1:37.54 [6] (0:11.62)	1:25.92 [7] (0:11.84)	1:14.08 [8] (0:12.58)	1:01.50 [8] (0:12.84)	0:48.66 [10] (0:12.25)	0:36.41 [8] (0:11.83)	0:36.41	+2
8	3	KERCHAK John Allen	3	64.8 1600m	0:11.39 1600m	1:52.23 [8] (0:14.38)	1:37.85 [4] (0:11.39)	1:26.46 [3] (0:11.75)	1:14.71 [3] (0:12.46)	1:02.25 [3] (0:12.92)	0:49.33 [5] (0:12.61)	0:36.72 [6] (0:11.76)	0:36.72	+1
9	1	THIS'LLBETHEONE Bailey Wheeler	1	65.0 1600m	0:11.33 1600m	1:52.30 [9] (0:14.29)	1:38.01 [1] (0:11.33)	1:26.68 [1] (0:11.59)	1:15.09 [1] (0:12.59)	1:02.50 [1] (0:12.74)	0:49.76 [1] (0:12.50)	0:37.26 [1] (0:12.05)	0:37.26	-6
10	15	WHISTLING SPIRIT Samantha Collett	15	63.4 1600m	0:11.62 1600m	1:52.46 [10] (0:14.90)	1:37.56 [10] (0:11.62)	1:25.94 [10] (0:11.76)	1:14.18 [10] (0:12.32)	1:01.86 [9] (0:12.50)	0:49.36 [6] (0:12.43)	0:36.93 [7] (0:12.26)	0:36.93	+13

Scratched: Port Mourant (#7), Rocked (#22), Tiritiri (#17), Brave Boy (#21), Martedi (#18), Who Ordered Dafish (#19), Thesecondatportsea (#8), Showman (#20)



Eagle Farm QLD Professional
Race 5: FRESH SELECTIONS GREEN THUMBS BENCHMARK 68
Handicap - 1805m
20 April 2024 - 13:59



Track Rating: Soft 5, Weather: Fine, Rail Position: +1m Entire

Section	Overall	1600m	1400m	1200m	1000m	800m	600m	Last 600m						
Field Times	1:50.95 (0:14.29)	1:36.66 (0:11.33)	1:25.33 (0:11.59)	1:13.74 (0:12.59)	1:01.15 (0:12.74)	0:48.41 (0:12.50)	0:35.91 (0:11.96)	0:35.91						
Rank	TAB	Horse/Jockey	Barrier	Top Speed [km/h]	Fastest Section									Distance Travelled [m]
11	6	SIR LORD Anthony Allen	6	64.3	0:11.32	1:52.47 [11] (0:14.73)	1:37.74 [8] (0:11.32)	1:26.42 [6] (0:11.70)	1:14.72 [5] (0:12.46)	1:02.26 [5] (0:12.55)	0:49.71 [3] (0:12.43)	0:37.28 [3] (0:12.28)	0:37.28	-2
12	9	JOE MAMA Noel Callow	9	64.4	0:11.41	1:52.51 [12] (0:14.43)	1:38.08 [5] (0:11.41)	1:26.67 [4] (0:11.72)	1:14.95 [4] (0:12.64)	1:02.31 [4] (0:12.67)	0:49.64 [4] (0:12.50)	0:37.14 [5] (0:12.20)	0:37.14	-1
13	10	PRINCETON AWARD Damien Thornton	10	62.5	0:11.66	1:52.74 [13] (0:15.02)	1:37.72 [12] (0:11.66)	1:26.06 [11] (0:11.77)	1:14.29 [11] (0:12.35)	1:01.94 [11] (0:12.69)	0:49.25 [11] (0:12.41)	0:36.84 [12] (0:12.09)	0:36.84	-7
14	14	PRICKLY POPPY Mark Du Plessis	14	62.7	0:11.79	1:52.91 [14] (0:15.10)	1:37.81 [13] (0:11.90)	1:25.91 [14] (0:11.79)	1:14.12 [14] (0:12.32)	1:01.80 [14] (0:12.69)	0:49.11 [14] (0:12.40)	0:36.71 [14] (0:11.98)	0:36.71	+0

Scratched: Port Mourant (#7), Rocked (#22), Tiritiri (#17), Brave Boy (#21), Martedi (#18), Who Ordered Dafish (#19), Thesecondatportsea (#8), Showman (#20)

[] Ranking at each section and finish
 -:-:-:- No data available at this section
 NA No data available

SCN Saddle cloth number
 DNF Did not finish
 DNT Did not track



Eagle Farm QLD Professional
Race 5: FRESH SELECTIONS GREEN THUMBS BENCHMARK 68
Handicap - 1805m
20 April 2024 - 13:59



Track Rating: Soft 5, Weather: Fine, Rail Position: +1m Entire

Section				400m	200m			Last 600m			
Field Times				0:23.95 (0:11.56)	0:12.39 (0:12.39)			0:35.91			
Rank	TAB	Horse/Jockey	Barrier	Top Speed [km/h]	Fastest Section	Margin				Distance Travelled [m]	
1	4	LATELY Marnu Potgieter	4	64.1 400m	0:11.36 400m	0:23.11 [12] (0:11.36)	0:11.75 [8] (0:11.75)	1:50.95		0:34.86	
2	16	ALDEENAARY Jake Bayliss	16	65.3 400m	0:11.39 400m	0:23.47 [7] (0:11.39)	0:12.08 [4] (0:12.08)	0.49L		0:35.15	+16
3	12	SACRED FEELING James Orman	12	65.1 1600m	0:11.27 400m	0:23.45 [10] (0:11.27)	0:12.18 [3] (0:12.18)	0.98L		0:35.44	+4
4	5	CONNECTICUT Michael Rodd	5	64.0 600m	0:11.55 400m	0:24.14 [2] (0:11.55)	0:12.59 [1] (0:12.59)	1.16L		0:35.81	+5
5	11	VIADELAMORE Boris Thornton	11	64.0 1600m	0:11.60 400m	0:24.22 [9] (0:11.60)	0:12.62 [7] (0:12.62)	5.01L		0:36.09	+3
6	2	DREAMDEEL Robbie Dolan	2	65.3 1600m	0:11.35 1600m	0:24.93 [1] (0:11.83)	0:13.10 [2] (0:13.10)	5.73L		0:36.80	+6
7	13	DECEMBER DIAMOND Sean Cormack	13	63.9 1600m	0:11.62 1600m	0:24.58 [5] (0:11.77)	0:12.81 [9] (0:12.81)	6.37L		0:36.41	+2
8	3	KERCHAK John Allen	3	64.8 1600m	0:11.39 1600m	0:24.96 [4] (0:11.77)	0:13.19 [5] (0:13.19)	7.53L		0:36.72	+1
9	1	THIS'LLBETHEONE Bailey Wheeler	1	65.0 1600m	0:11.33 1600m	0:25.21 [3] (0:12.07)	0:13.14 [6] (0:13.14)	7.91L		0:37.26	-6
10	15	WHISTLING SPIRIT Samantha Collett	15	63.4 1600m	0:11.62 1600m	0:24.67 [11] (0:12.00)	0:12.67 [12] (0:12.67)	8.88L		0:36.93	+13

Scratched: Port Mourant (#7), Rocked (#22), Tiritiri (#17), Brave Boy (#21), Martedi (#18), Who Ordered Dafish (#19), Thesecondatportsea (#8), Showman (#20)



Eagle Farm QLD Professional
Race 5: FRESH SELECTIONS GREEN THUMBS BENCHMARK 68
Handicap - 1805m
20 April 2024 - 13:59



Track Rating: Soft 5, Weather: Fine, Rail Position: +1m Entire

Section			400m	200m			Last 600m			
Field Times			0:23.95 (0:11.56)	0:12.39 (0:12.39)			0:35.91			
Rank	TAB	Horse/Jockey	Barrier	Top Speed [km/h]	Fastest Section	Margin		Distance Travelled [m]		
11	6	SIR LORD Anthony Allen	6	64.3 Overall	0:11.32 1600m	0:25.00 [6] (0:12.09)	0:12.91 [10] (0:12.91)	8.93L	0:37.28	-2
12	9	JOE MAMA Noel Callow	9	64.4 1600m	0:11.41 1600m	0:24.94 [8] (0:12.02)	0:12.92 [11] (0:12.92)	9.14L	0:37.14	-1
13	10	PRINCETON AWARD Damien Thornton	10	62.5 1600m	0:11.66 1600m	0:24.75 [13] (0:11.87)	0:12.88 [13] (0:12.88)	10.52L	0:36.84	-7
14	14	PRICKLY POPPY Mark Du Plessis	14	62.7 1400m	0:11.79 1400m	0:24.73 [14] (0:12.04)	0:12.69 [14] (0:12.69)	11.52L	0:36.71	+0

Scratched: Port Mourant (#7), Rocked (#22), Tiritiri (#17), Brave Boy (#21), Martedi (#18), Who Ordered Dafish (#19), Thesecondatportsea (#8), Showman (#20)



Horse/Jockey Name	Lately
Final Rank	1
Fastest Section Time (Section)	0:11.36 (400m)
Top Speed [km/h] (Section)	64.1 (400m)
Race State	Finished

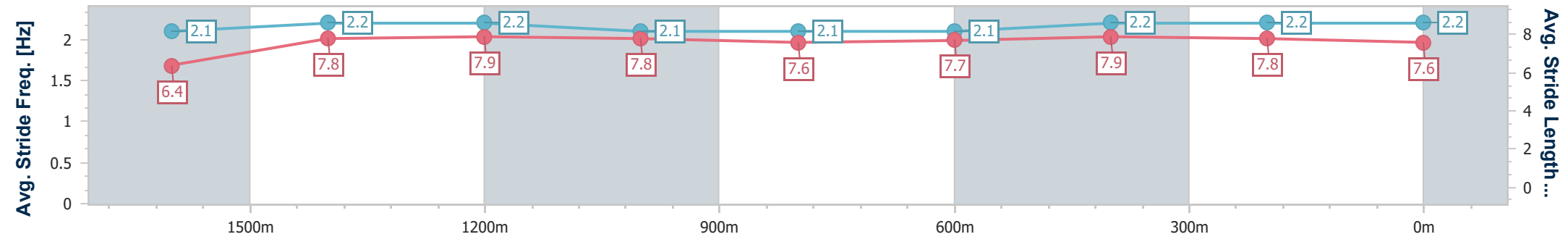
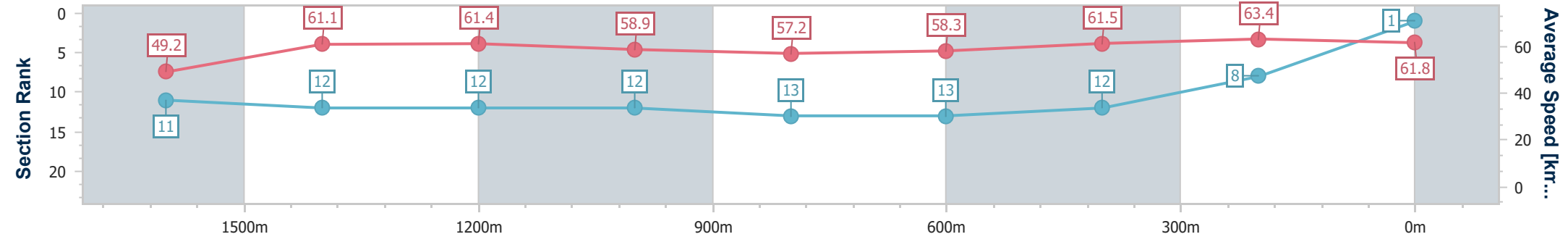


Eagle Farm QLD Professional
 Race 5: FRESH SELECTIONS GREEN THUMBS BENCHMARK
 68 Handicap - 1805m
 20 April 2024 - 13:59
 Track Rating: Soft 5, Weather: Fine, Rail Position: +1m Entire



BRISBANE
 RACING CLUB

Section	Overall	1600m	1400m	1200m	1000m	800m	600m	400m	200m				
Section Times	1:50.95 [1] (0:15.00)	1:35.95 [11] (0:11.81)	1:24.14 [12] (0:11.75)	1:12.39 [12] (0:12.24)	1:00.15 [12] (0:12.87)	0:47.28 [13] (0:12.42)	0:34.86 [13] (0:11.75)	0:23.11 [12] (0:11.36)	0:11.75 [8]				
Average Speed [km/h]	49.2	61.1	61.4	58.9	57.2	58.3	61.5	63.4	61.8				
Top Speed [km/h]	61.5	62.8	63.4	60.0	60.1	61.0	62.9	64.1	62.9				
Avg. Dist. to Rail [m]	2.1	0.8	1.3	3.1	3.5	1.8	1.1	8.8	8.2				
Avg. Stride Freq. [Hz]	2.1	2.2	2.2	2.1	2.1	2.1	2.2	2.2	2.2				
Avg. Stride Length [m]	6.4	7.8	7.9	7.8	7.6	7.7	7.9	7.8	7.6				



- [] Ranking at each section and finish
- .-.- No data available at this section
- NA No data available



Horse/Jockey Name	Aldeenaary
Final Rank	2
Fastest Section Time (Section)	0:11.39 (400m)
Top Speed [km/h] (Section)	65.3 (400m)
Race State	Finished

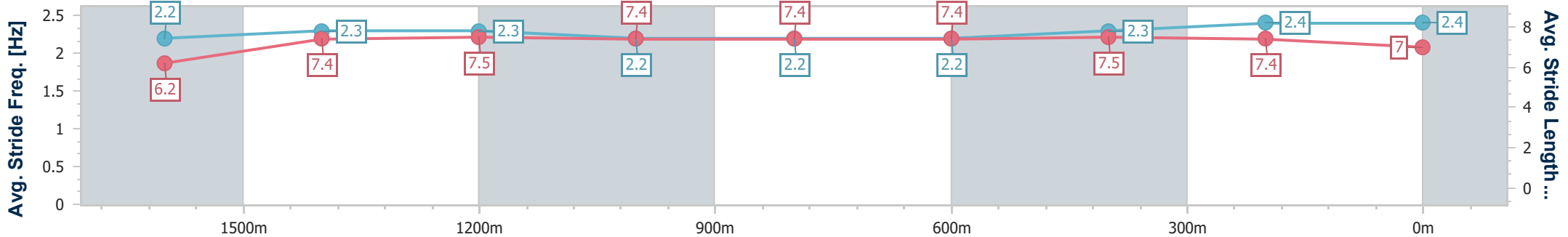
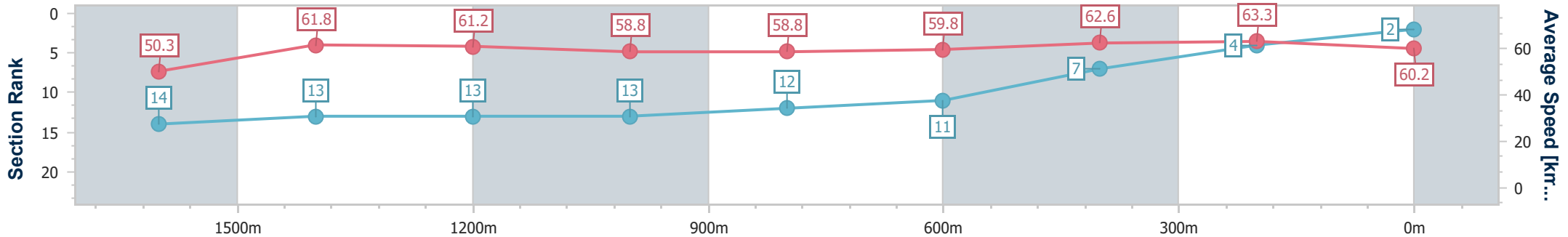


Eagle Farm QLD Professional
 Race 5: FRESH SELECTIONS GREEN THUMBS BENCHMARK
 68 Handicap - 1805m
 20 April 2024 - 13:59
 Track Rating: Soft 5, Weather: Fine, Rail Position: +1m Entire



BRISBANE
 RACING CLUB

Section	Overall	1600m	1400m	1200m	1000m	800m	600m	400m	200m
Section Times	1:51.04 [2] (0:15.20)	1:35.84 [14] (0:11.80)	1:24.04 [13] (0:11.78)	1:12.26 [13] (0:12.28)	0:59.98 [13] (0:12.57)	0:47.41 [12] (0:12.26)	0:35.15 [11] (0:11.68)	0:23.47 [7] (0:11.39)	0:12.08 [4] (0:12.08)
Average Speed [km/h]	50.3	61.8	61.2	58.8	58.8	59.8	62.6	63.3	60.2
Top Speed [km/h]	61.4	62.7	63.1	59.5	62.1	61.6	64.0	65.3	61.7
Avg. Dist. to Rail [m]	11.1	3.6	3.4	5.1	4.9	4.5	3.0	10.5	7.8
Avg. Stride Freq. [Hz]	2.2	2.3	2.3	2.2	2.2	2.2	2.3	2.4	2.4
Avg. Stride Length [m]	6.2	7.4	7.5	7.4	7.4	7.4	7.5	7.4	7.0



- [] Ranking at each section and finish
- .-.- No data available at this section
- NA No data available



Horse/Jockey Name	Sacred Feeling
Final Rank	3
Fastest Section Time (Section)	0:11.27 (400m)
Top Speed [km/h] (Section)	65.1 (1600m)
Race State	Finished

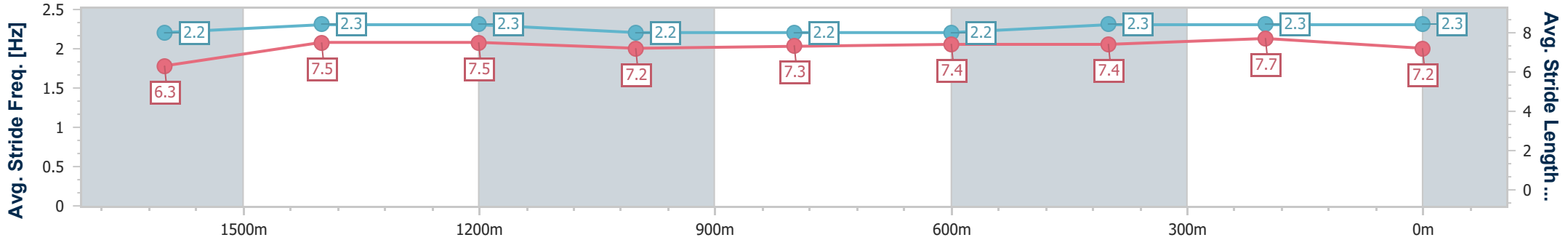
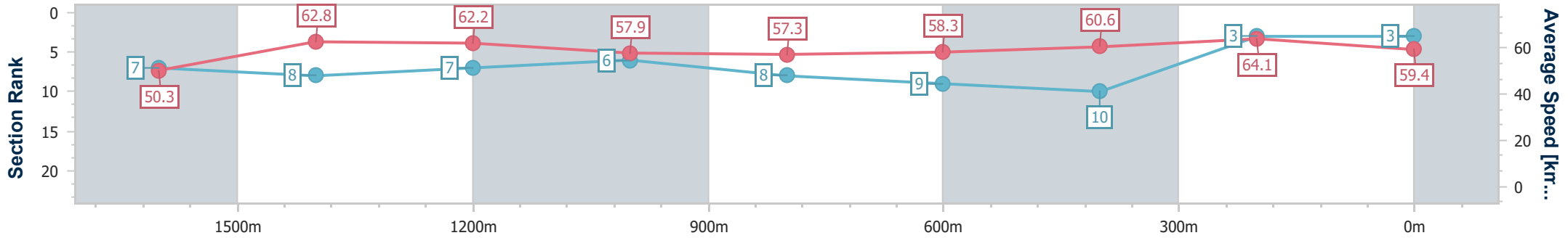


Eagle Farm QLD Professional
 Race 5: FRESH SELECTIONS GREEN THUMBS BENCHMARK
 68 Handicap - 1805m
 20 April 2024 - 13:59
 Track Rating: Soft 5, Weather: Fine, Rail Position: +1m Entire



BRISBANE
 RACING CLUB

Section	Overall	1600m	1400m	1200m	1000m	800m	600m	400m	200m
Section Times	1:51.12 [3] (0:14.73)	1:36.39 [7] (0:11.53)	1:24.86 [8] (0:11.63)	1:13.23 [7] (0:12.43)	1:00.80 [6] (0:12.83)	0:47.97 [8] (0:12.53)	0:35.44 [9] (0:11.99)	0:23.45 [10] (0:11.27)	0:12.18 [3] (0:12.18)
Average Speed [km/h]	50.3	62.8	62.2	57.9	57.3	58.3	60.6	64.1	59.4
Top Speed [km/h]	63.1	65.1	64.2	60.4	59.3	59.3	63.0	64.7	63.3
Avg. Dist. to Rail [m]	2.4	1.7	2.3	2.2	4.0	3.5	1.8	6.9	7.5
Avg. Stride Freq. [Hz]	2.2	2.3	2.3	2.2	2.2	2.2	2.3	2.3	2.3
Avg. Stride Length [m]	6.3	7.5	7.5	7.2	7.3	7.4	7.4	7.7	7.2



- [] Ranking at each section and finish
- .-.- No data available at this section
- NA No data available



Horse/Jockey Name	Connecticut
Final Rank	4
Fastest Section Time (Section)	0:11.55 (400m)
Top Speed [km/h] (Section)	64.0 (600m)
Race State	Finished

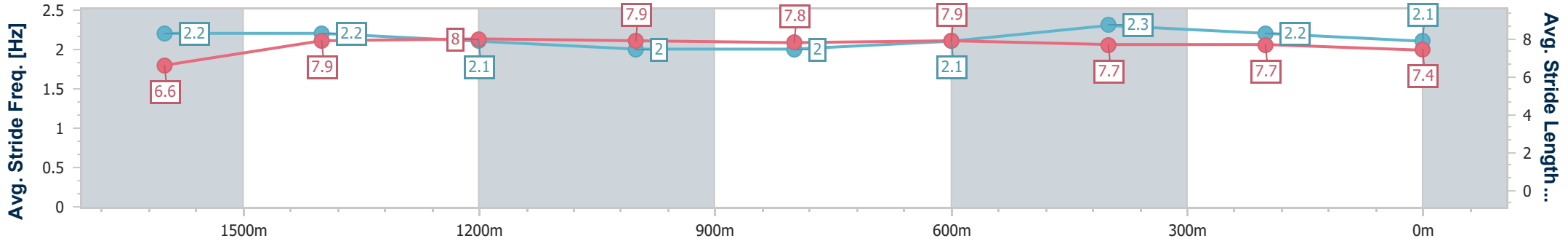
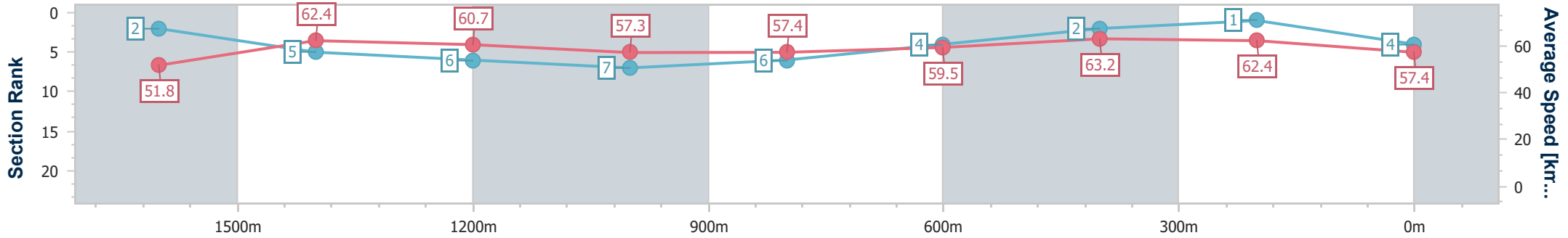


Eagle Farm QLD Professional
 Race 5: FRESH SELECTIONS GREEN THUMBS BENCHMARK
 68 Handicap - 1805m
 20 April 2024 - 13:59
 Track Rating: Soft 5, Weather: Fine, Rail Position: +1m Entire



BRISBANE
 RACING CLUB

Section	Overall	1600m	1400m	1200m	1000m	800m	600m	400m	200m
Section Times	1:51.15 [4] (0:14.31)	1:36.84 [2] (0:11.59)	1:25.25 [5] (0:11.87)	1:13.38 [6] (0:12.59)	1:00.79 [7] (0:12.74)	0:48.05 [6] (0:12.24)	0:35.81 [4] (0:11.67)	0:24.14 [2] (0:11.55)	0:12.59 [1] (0:12.59)
Average Speed [km/h]	51.8	62.4	60.7	57.3	57.4	59.5	63.2	62.4	57.4
Top Speed [km/h]	63.6	63.5	61.9	59.0	59.4	62.2	64.0	63.7	60.8
Avg. Dist. to Rail [m]	4.1	1.0	1.8	2.8	3.0	3.4	4.2	8.3	4.0
Avg. Stride Freq. [Hz]	2.2	2.2	2.1	2.0	2.0	2.1	2.3	2.2	2.1
Avg. Stride Length [m]	6.6	7.9	8.0	7.9	7.8	7.9	7.7	7.7	7.4



- [] Ranking at each section and finish
- .-.- No data available at this section
- NA No data available



Horse/Jockey Name	Viadelamore
Final Rank	5
Fastest Section Time (Section)	0:11.60 (400m)
Top Speed [km/h] (Section)	64.0 (1600m)
Race State	Finished

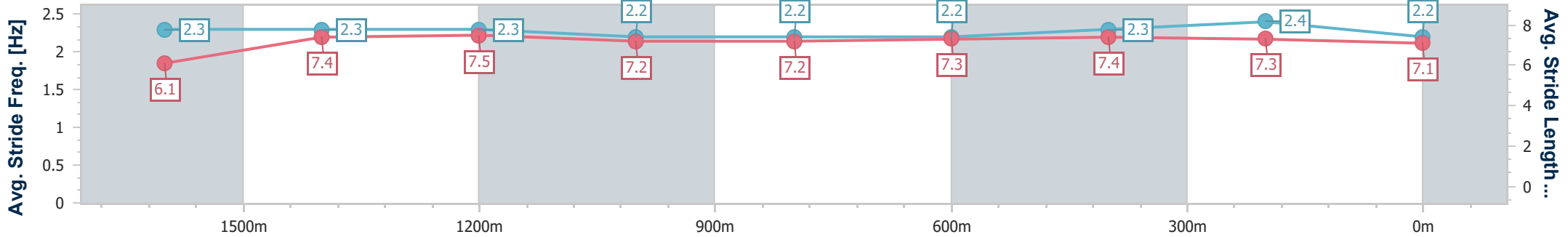
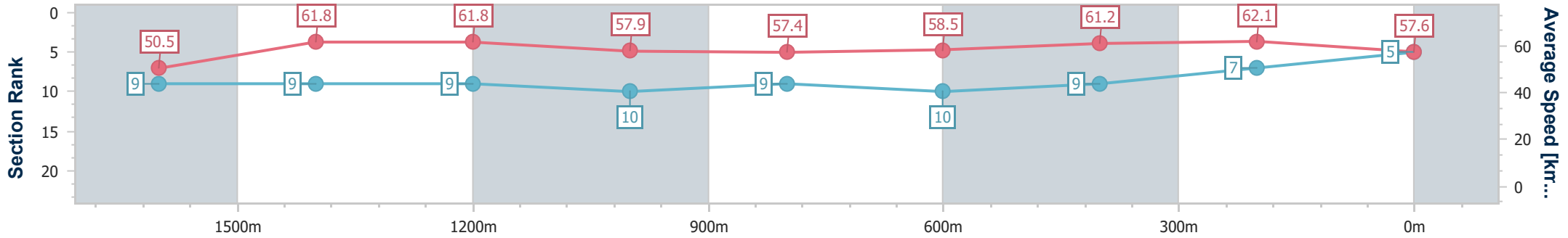


Eagle Farm QLD Professional
 Race 5: FRESH SELECTIONS GREEN THUMBS BENCHMARK
 68 Handicap - 1805m
 20 April 2024 - 13:59
 Track Rating: Soft 5, Weather: Fine, Rail Position: +1m Entire



BRISBANE
RACING CLUB

Section	Overall	1600m	1400m	1200m	1000m	800m	600m	400m	200m
Section Times	1:51.80 [5] (0:14.77)	1:37.03 [9] (0:11.73)	1:25.30 [9] (0:11.71)	1:13.59 [9] (0:12.42)	1:01.17 [10] (0:12.69)	0:48.48 [9] (0:12.39)	0:36.09 [10] (0:11.87)	0:24.22 [9] (0:11.60)	0:12.62 [7] (0:12.62)
Average Speed [km/h]	50.5	61.8	61.8	57.9	57.4	58.5	61.2	62.1	57.6
Top Speed [km/h]	62.1	64.0	63.2	59.2	59.2	59.8	62.4	63.8	62.4
Avg. Dist. to Rail [m]	4.6	2.8	2.1	2.4	2.1	1.5	2.3	8.4	6.9
Avg. Stride Freq. [Hz]	2.3	2.3	2.3	2.2	2.2	2.2	2.3	2.4	2.2
Avg. Stride Length [m]	6.1	7.4	7.5	7.2	7.2	7.3	7.4	7.3	7.1



- [] Ranking at each section and finish
- .-.- No data available at this section
- NA No data available



Horse/Jockey Name	Dreamdeel
Final Rank	6
Fastest Section Time (Section)	0:11.35 (1600m)
Top Speed [km/h] (Section)	65.3 (1600m)
Race State	Finished

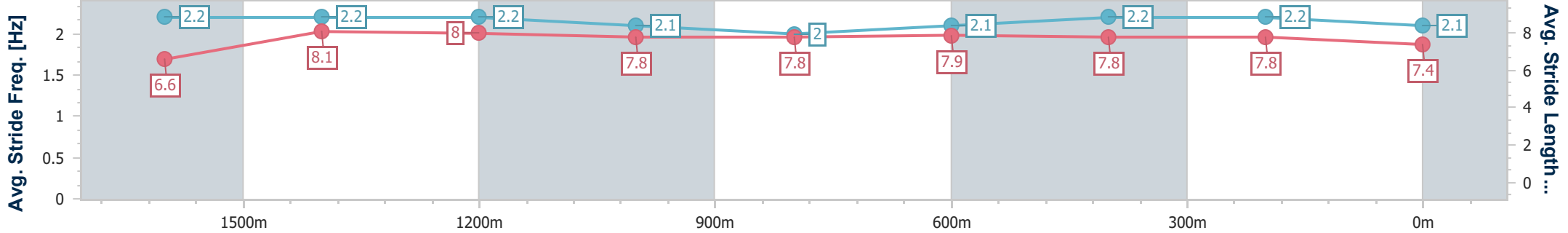
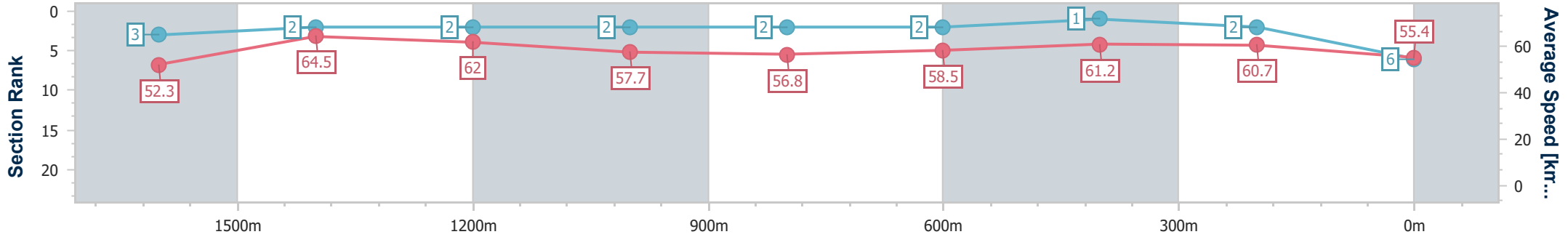


Eagle Farm QLD Professional
 Race 5: FRESH SELECTIONS GREEN THUMBS BENCHMARK
 68 Handicap - 1805m
 20 April 2024 - 13:59
 Track Rating: Soft 5, Weather: Fine, Rail Position: +1m Entire



BRISBANE
 RACING CLUB

Section	Overall	1600m	1400m	1200m	1000m	800m	600m	400m	200m
Section Times	1:51.93 [6] (0:14.37)	1:37.56 [3] (0:11.35)	1:26.21 [2] (0:11.64)	1:14.57 [2] (0:12.50)	1:02.07 [2] (0:12.83)	0:49.24 [2] (0:12.44)	0:36.80 [2] (0:11.87)	0:24.93 [1] (0:11.83)	0:13.10 [2] (0:13.10)
Average Speed [km/h]	52.3	64.5	62.0	57.7	56.8	58.5	61.2	60.7	55.4
Top Speed [km/h]	65.1	65.3	65.1	58.6	57.6	58.9	63.5	63.6	58.2
Avg. Dist. to Rail [m]	7.3	3.8	2.5	2.4	2.5	2.3	2.0	6.0	4.2
Avg. Stride Freq. [Hz]	2.2	2.2	2.2	2.1	2.0	2.1	2.2	2.2	2.1
Avg. Stride Length [m]	6.6	8.1	8.0	7.8	7.8	7.9	7.8	7.8	7.4



- [] Ranking at each section and finish
- .-.- No data available at this section
- NA No data available



Horse/Jockey Name	December Diamond
Final Rank	7
Fastest Section Time (Section)	0:11.62 (1600m)
Top Speed [km/h] (Section)	63.9 (1600m)
Race State	Finished

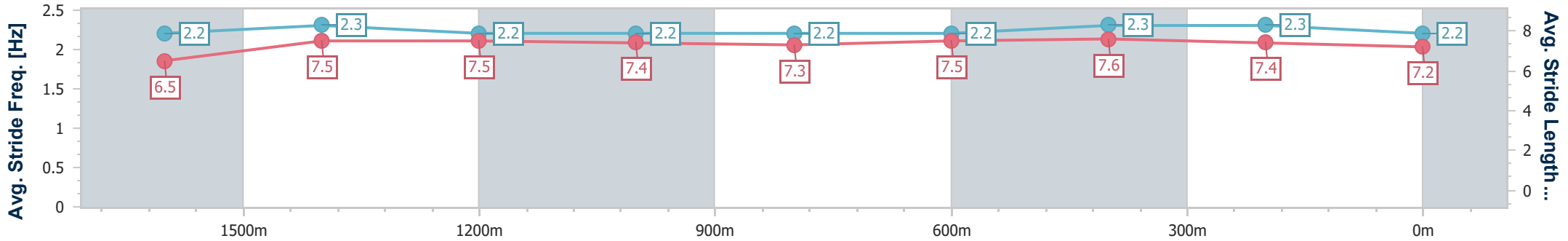
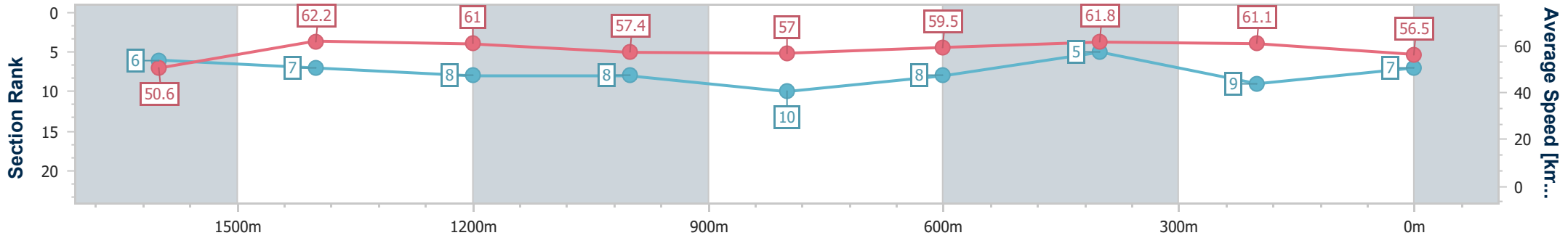


Eagle Farm QLD Professional
 Race 5: FRESH SELECTIONS GREEN THUMBS BENCHMARK
 68 Handicap - 1805m
 20 April 2024 - 13:59
 Track Rating: Soft 5, Weather: Fine, Rail Position: +1m Entire



BRISBANE
 RACING CLUB

Section	Overall	1600m	1400m	1200m	1000m	800m	600m	400m	200m
Section Times	1:52.04 [7] (0:14.50)	1:37.54 [6] (0:11.62)	1:25.92 [7] (0:11.84)	1:14.08 [8] (0:12.58)	1:01.50 [8] (0:12.84)	0:48.66 [10] (0:12.25)	0:36.41 [8] (0:11.83)	0:24.58 [5] (0:11.77)	0:12.81 [9] (0:12.81)
Average Speed [km/h]	50.6	62.2	61.0	57.4	57.0	59.5	61.8	61.1	56.5
Top Speed [km/h]	62.4	63.9	62.3	58.5	59.2	61.0	62.5	62.5	59.1
Avg. Dist. to Rail [m]	2.6	1.4	2.9	4.0	3.7	2.6	2.9	6.4	4.9
Avg. Stride Freq. [Hz]	2.2	2.3	2.2	2.2	2.2	2.2	2.3	2.3	2.2
Avg. Stride Length [m]	6.5	7.5	7.5	7.4	7.3	7.5	7.6	7.4	7.2



- [] Ranking at each section and finish
- .-.- No data available at this section
- NA No data available



Horse/Jockey Name	Kerchak
Final Rank	8
Fastest Section Time (Section)	0:11.39 (1600m)
Top Speed [km/h] (Section)	64.8 (1600m)
Race State	Finished

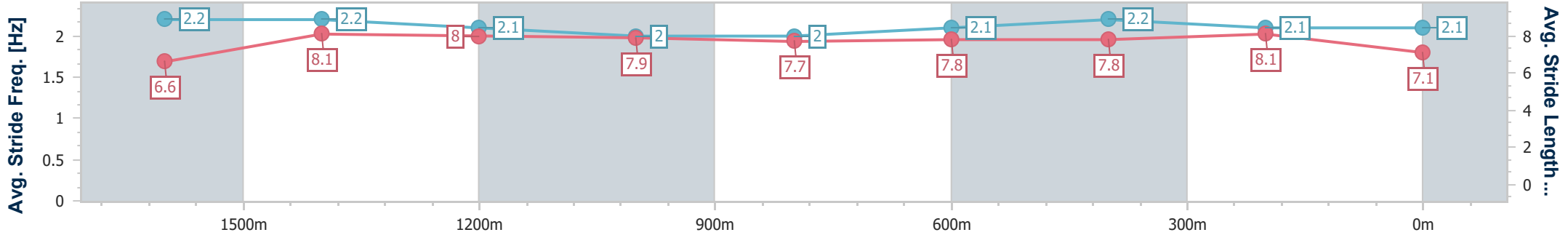
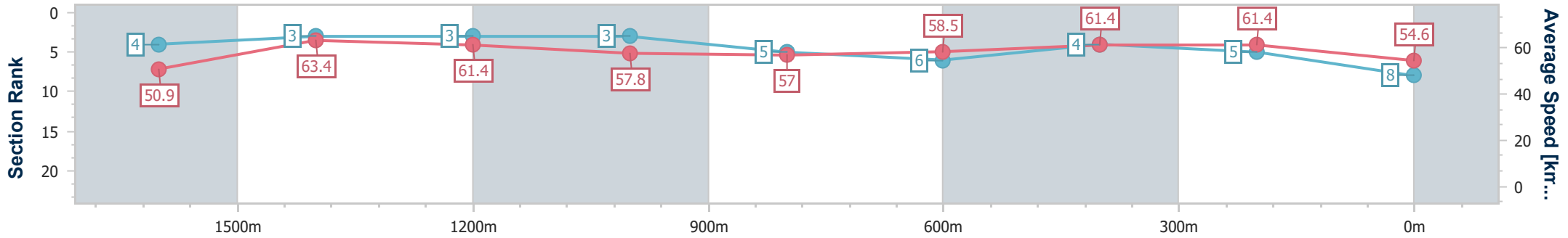


Eagle Farm QLD Professional
 Race 5: FRESH SELECTIONS GREEN THUMBS BENCHMARK
 68 Handicap - 1805m
 20 April 2024 - 13:59
 Track Rating: Soft 5, Weather: Fine, Rail Position: +1m Entire



BRISBANE
 RACING CLUB

Section	Overall	1600m	1400m	1200m	1000m	800m	600m	400m	200m
Section Times	1:52.23 [8] (0:14.38)	1:37.85 [4] (0:11.39)	1:26.46 [3] (0:11.75)	1:14.71 [3] (0:12.46)	1:02.25 [3] (0:12.92)	0:49.33 [5] (0:12.61)	0:36.72 [6] (0:11.76)	0:24.96 [4] (0:11.77)	0:13.19 [5] (0:13.19)
Average Speed [km/h]	50.9	63.4	61.4	57.8	57.0	58.5	61.4	61.4	54.6
Top Speed [km/h]	62.3	64.8	64.5	60.2	58.2	60.3	63.8	64.1	58.4
Avg. Dist. to Rail [m]	2.8	1.2	3.0	3.3	4.0	5.3	1.0	6.5	5.4
Avg. Stride Freq. [Hz]	2.2	2.2	2.1	2.0	2.0	2.1	2.2	2.1	2.1
Avg. Stride Length [m]	6.6	8.1	8.0	7.9	7.7	7.8	7.8	8.1	7.1



- [] Ranking at each section and finish
- .-.- No data available at this section
- NA No data available



Horse/Jockey Name	This'llbetheone
Final Rank	9
Fastest Section Time (Section)	0:11.33 (1600m)
Top Speed [km/h] (Section)	65.0 (1600m)
Race State	Finished

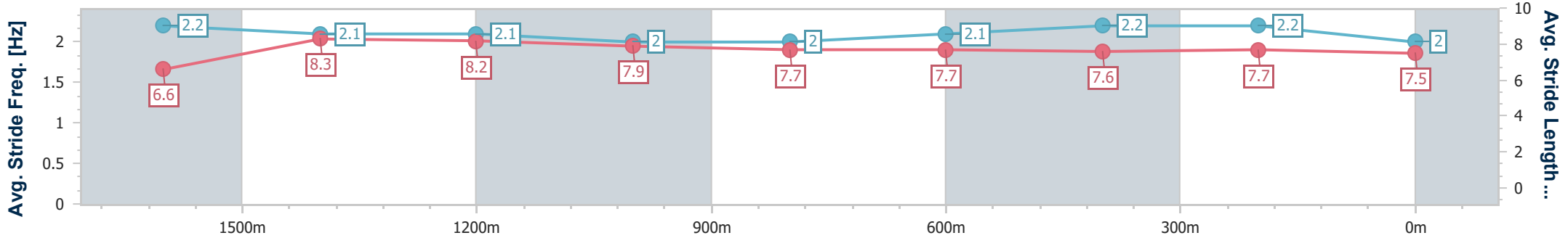
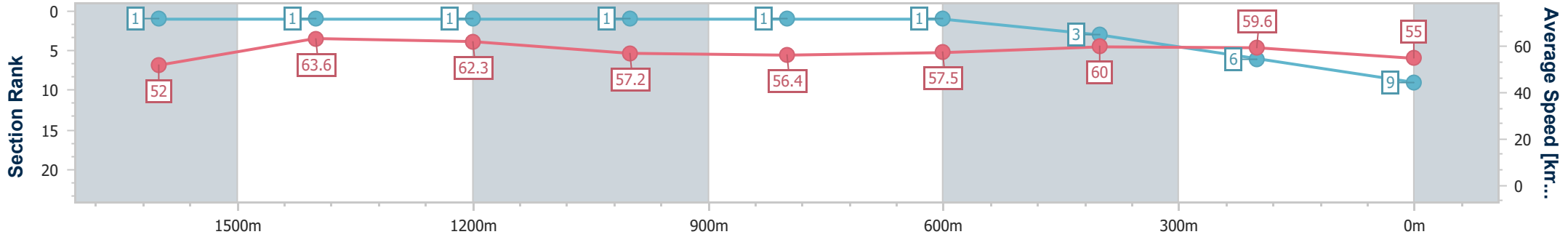


Eagle Farm QLD Professional
 Race 5: FRESH SELECTIONS GREEN THUMBS BENCHMARK
 68 Handicap - 1805m
 20 April 2024 - 13:59
 Track Rating: Soft 5, Weather: Fine, Rail Position: +1m Entire



BRISBANE
RACING CLUB

Section	Overall	1600m	1400m	1200m	1000m	800m	600m	400m	200m
Section Times	1:52.30 [9] (0:14.29)	1:38.01 [1] (0:11.33)	1:26.68 [1] (0:11.59)	1:15.09 [1] (0:12.59)	1:02.50 [1] (0:12.74)	0:49.76 [1] (0:12.50)	0:37.26 [1] (0:12.05)	0:25.21 [3] (0:12.07)	0:13.14 [6] (0:13.14)
Average Speed [km/h]	52.0	63.6	62.3	57.2	56.4	57.5	60.0	59.6	55.0
Top Speed [km/h]	64.9	65.0	64.8	58.3	58.1	58.0	62.5	61.7	57.0
Avg. Dist. to Rail [m]	4.3	0.5	0.7	0.6	0.3	0.4	0.8	3.8	2.4
Avg. Stride Freq. [Hz]	2.2	2.1	2.1	2.0	2.0	2.1	2.2	2.2	2.0
Avg. Stride Length [m]	6.6	8.3	8.2	7.9	7.7	7.7	7.6	7.7	7.5



- [] Ranking at each section and finish
- .-.- No data available at this section
- NA No data available



Horse/Jockey Name	Whistling Spirit
Final Rank	10
Fastest Section Time (Section)	0:11.62 (1600m)
Top Speed [km/h] (Section)	63.4 (1600m)
Race State	Finished

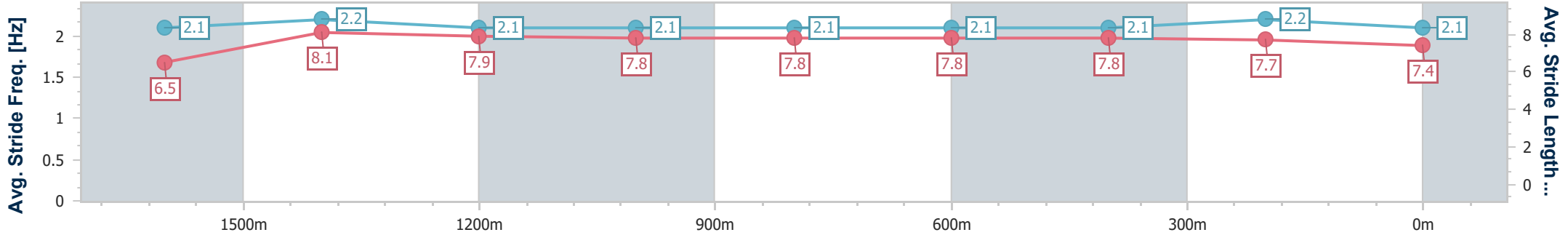
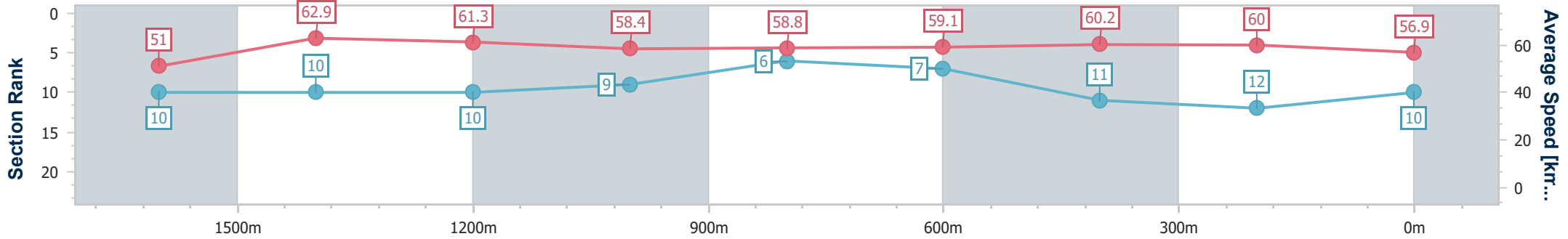


Eagle Farm QLD Professional
 Race 5: FRESH SELECTIONS GREEN THUMBS BENCHMARK
 68 Handicap - 1805m
 20 April 2024 - 13:59
 Track Rating: Soft 5, Weather: Fine, Rail Position: +1m Entire



BRISBANE
 RACING CLUB

Section	Overall	1600m	1400m	1200m	1000m	800m	600m	400m	200m
Section Times	1:52.46 [10] (0:14.90)	1:37.56 [10] (0:11.62)	1:25.94 [10] (0:11.76)	1:14.18 [10] (0:12.32)	1:01.86 [9] (0:12.50)	0:49.36 [6] (0:12.43)	0:36.93 [7] (0:12.26)	0:24.67 [11] (0:12.00)	0:12.67 [12] (0:12.67)
Average Speed [km/h]	51.0	62.9	61.3	58.4	58.8	59.1	60.2	60.0	56.9
Top Speed [km/h]	63.3	63.4	63.1	59.6	61.1	60.1	60.9	60.7	59.5
Avg. Dist. to Rail [m]	9.3	3.3	2.8	3.9	3.8	3.9	5.1	10.4	9.3
Avg. Stride Freq. [Hz]	2.1	2.2	2.1	2.1	2.1	2.1	2.1	2.2	2.1
Avg. Stride Length [m]	6.5	8.1	7.9	7.8	7.8	7.8	7.8	7.7	7.4



- [] Ranking at each section and finish
- .-.- No data available at this section
- NA No data available



Horse/Jockey Name	Sir Lord
Final Rank	11
Fastest Section Time (Section)	0:11.32 (1600m)
Top Speed [km/h] (Section)	64.3 (Overall)
Race State	Finished

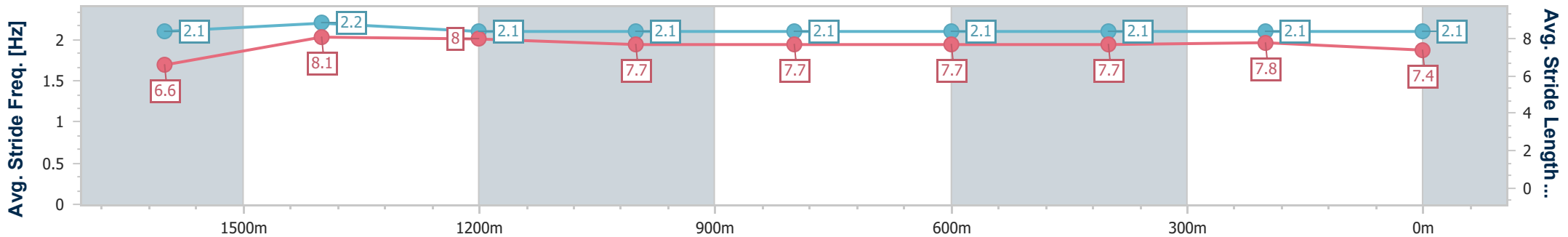
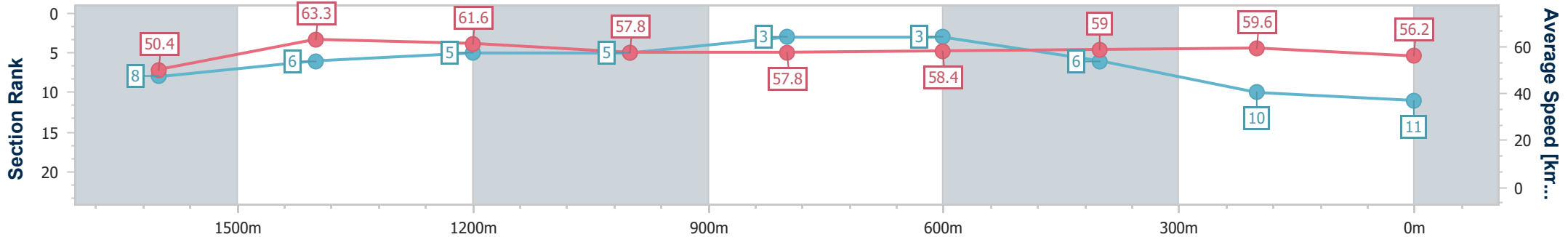


Eagle Farm QLD Professional
 Race 5: FRESH SELECTIONS GREEN THUMBS BENCHMARK
 68 Handicap - 1805m
 20 April 2024 - 13:59
 Track Rating: Soft 5, Weather: Fine, Rail Position: +1m Entire



BRISBANE
 RACING CLUB

Section	Overall	1600m	1400m	1200m	1000m	800m	600m	400m	200m
Section Times	1:52.47 [11] (0:14.73)	1:37.74 [8] (0:11.32)	1:26.42 [6] (0:11.70)	1:14.72 [5] (0:12.46)	1:02.26 [5] (0:12.55)	0:49.71 [3] (0:12.43)	0:37.28 [3] (0:12.28)	0:25.00 [6] (0:12.09)	0:12.91 [10] (0:12.91)
Average Speed [km/h]	50.4	63.3	61.6	57.8	57.8	58.4	59.0	59.6	56.2
Top Speed [km/h]	64.3	64.1	63.0	59.3	58.7	59.4	60.1	60.3	58.8
Avg. Dist. to Rail [m]	5.9	0.7	0.2	1.2	1.4	2.1	1.9	5.8	4.9
Avg. Stride Freq. [Hz]	2.1	2.2	2.1	2.1	2.1	2.1	2.1	2.1	2.1
Avg. Stride Length [m]	6.6	8.1	8.0	7.7	7.7	7.7	7.7	7.8	7.4



- [] Ranking at each section and finish
- .-.- No data available at this section
- NA No data available



Horse/Jockey Name	Joe Mama
Final Rank	12
Fastest Section Time (Section)	0:11.41 (1600m)
Top Speed [km/h] (Section)	64.4 (1600m)
Race State	Finished

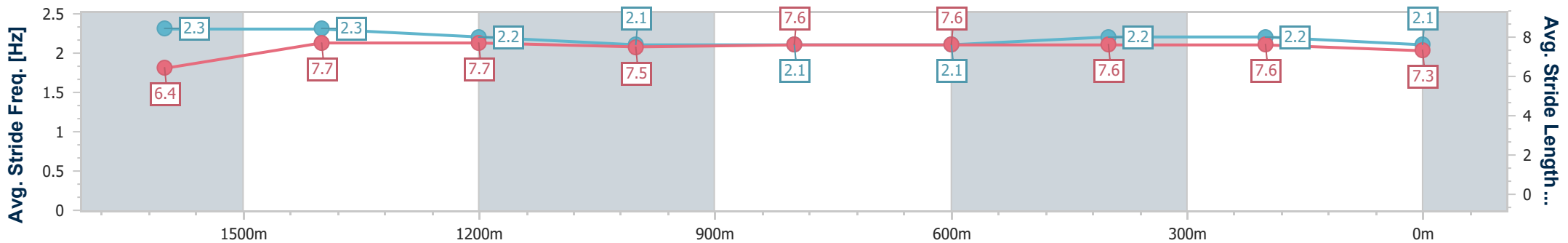
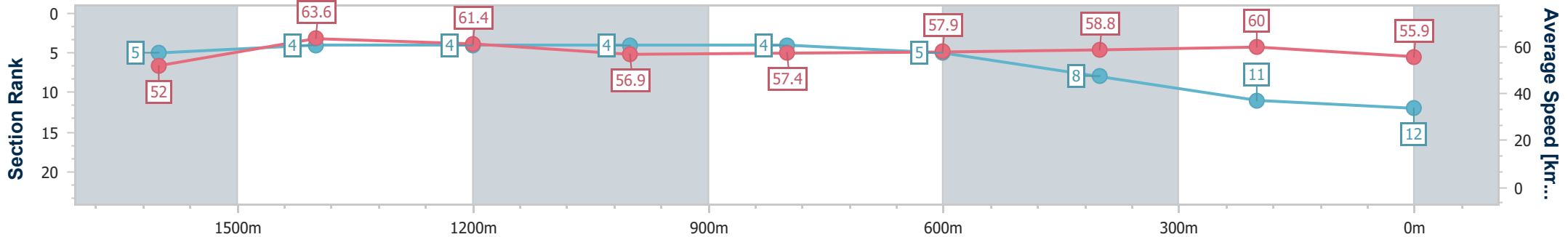


Eagle Farm QLD Professional
 Race 5: FRESH SELECTIONS GREEN THUMBS BENCHMARK
 68 Handicap - 1805m
 20 April 2024 - 13:59
 Track Rating: Soft 5, Weather: Fine, Rail Position: +1m Entire



BRISBANE
 RACING CLUB

Section	Overall	1600m	1400m	1200m	1000m	800m	600m	400m	200m
Section Times	1:52.51 [12] (0:14.43)	1:38.08 [5] (0:11.41)	1:26.67 [4] (0:11.72)	1:14.95 [4] (0:12.64)	1:02.31 [4] (0:12.67)	0:49.64 [4] (0:12.50)	0:37.14 [5] (0:12.20)	0:24.94 [8] (0:12.02)	0:12.92 [11] (0:12.92)
Average Speed [km/h]	52.0	63.6	61.4	56.9	57.4	57.9	58.8	60.0	55.9
Top Speed [km/h]	64.0	64.4	63.8	58.6	58.2	58.7	60.3	60.6	59.3
Avg. Dist. to Rail [m]	5.8	2.2	1.7	2.1	1.2	0.9	0.7	5.4	3.7
Avg. Stride Freq. [Hz]	2.3	2.3	2.2	2.1	2.1	2.1	2.2	2.2	2.1
Avg. Stride Length [m]	6.4	7.7	7.7	7.5	7.6	7.6	7.6	7.6	7.3



- [] Ranking at each section and finish
- .-.- No data available at this section
- NA No data available



Horse/Jockey Name	Princeton Award
Final Rank	13
Fastest Section Time (Section)	0:11.66 (1600m)
Top Speed [km/h] (Section)	62.5 (1600m)
Race State	Finished

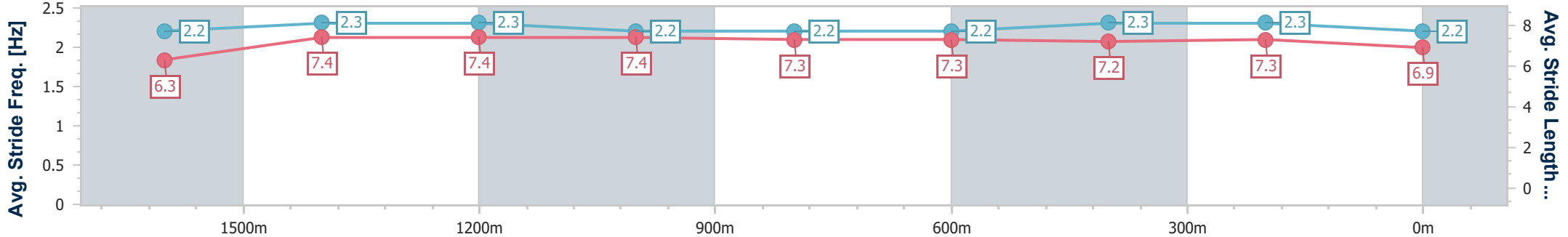
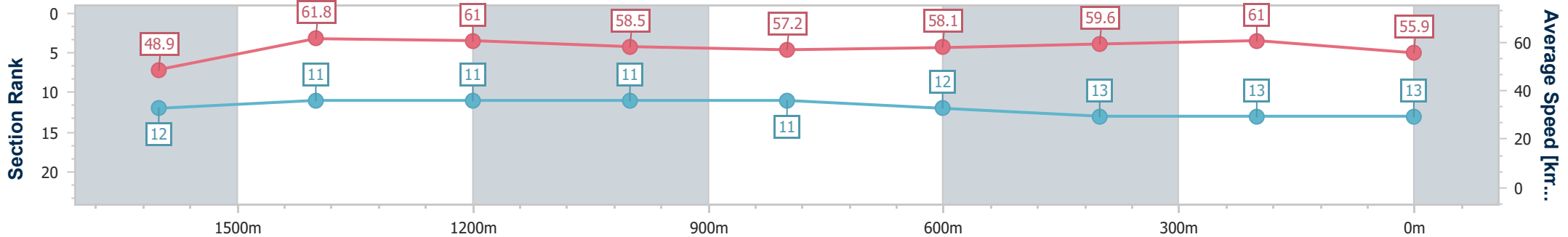


Eagle Farm QLD Professional
 Race 5: FRESH SELECTIONS GREEN THUMBS BENCHMARK
 68 Handicap - 1805m
 20 April 2024 - 13:59
 Track Rating: Soft 5, Weather: Fine, Rail Position: +1m Entire



BRISBANE
RACING CLUB

Section	Overall	1600m	1400m	1200m	1000m	800m	600m	400m	200m
Section Times	1:52.74 [13] (0:15.02)	1:37.72 [12] (0:11.66)	1:26.06 [11] (0:11.77)	1:14.29 [11] (0:12.35)	1:01.94 [11] (0:12.69)	0:49.25 [11] (0:12.41)	0:36.84 [12] (0:12.09)	0:24.75 [13] (0:11.87)	0:12.88 [13] (0:12.88)
Average Speed [km/h]	48.9	61.8	61.0	58.5	57.2	58.1	59.6	61.0	55.9
Top Speed [km/h]	61.2	62.5	62.4	59.9	59.9	59.3	62.2	62.3	58.3
Avg. Dist. to Rail [m]	2.1	0.5	0.6	1.9	1.7	0.8	1.1	4.6	2.8
Avg. Stride Freq. [Hz]	2.2	2.3	2.3	2.2	2.2	2.2	2.3	2.3	2.2
Avg. Stride Length [m]	6.3	7.4	7.4	7.4	7.3	7.3	7.2	7.3	6.9



- [] Ranking at each section and finish
- .-.- No data available at this section
- NA No data available



Horse/Jockey Name	Prickly Poppy
Final Rank	14
Fastest Section Time (Section)	0:11.79 (1400m)
Top Speed [km/h] (Section)	62.7 (1400m)
Race State	Finished

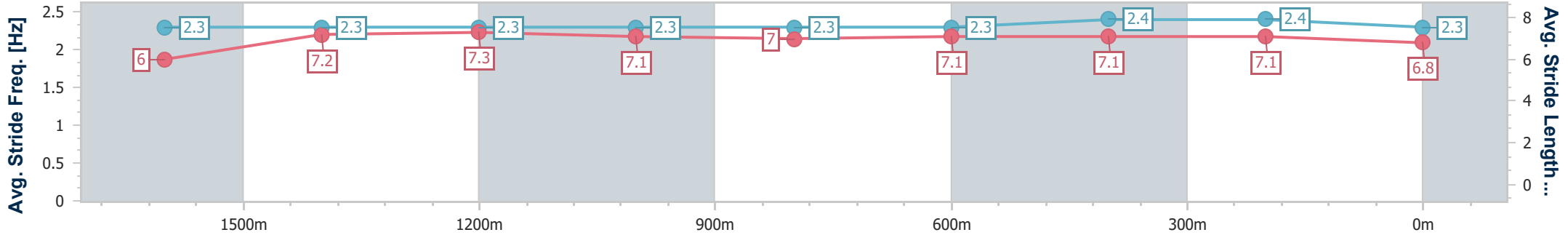
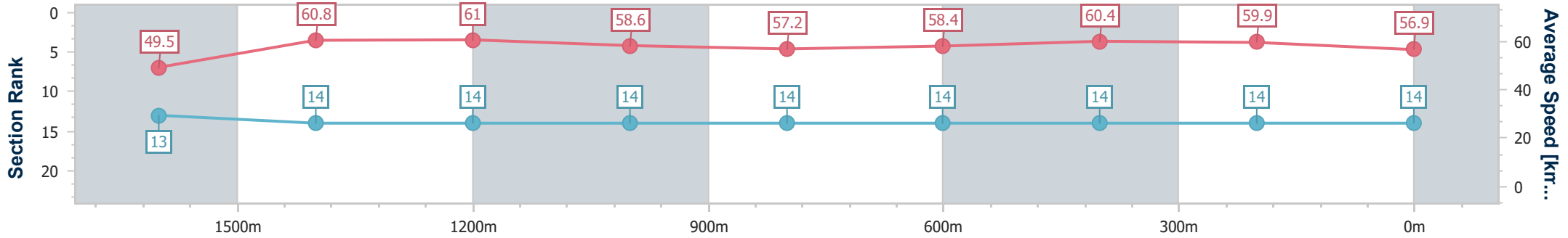


Eagle Farm QLD Professional
 Race 5: FRESH SELECTIONS GREEN THUMBS BENCHMARK
 68 Handicap - 1805m
 20 April 2024 - 13:59
 Track Rating: Soft 5, Weather: Fine, Rail Position: +1m Entire



BRISBANE
 RACING CLUB

Section	Overall	1600m	1400m	1200m	1000m	800m	600m	400m	200m
Section Times	1:52.91 [14] (0:15.10)	1:37.81 [13] (0:11.90)	1:25.91 [14] (0:11.79)	1:14.12 [14] (0:12.32)	1:01.80 [14] (0:12.69)	0:49.11 [14] (0:12.40)	0:36.71 [14] (0:11.98)	0:24.73 [14] (0:12.04)	0:12.69 [14] (0:12.69)
Average Speed [km/h]	49.5	60.8	61.0	58.6	57.2	58.4	60.4	59.9	56.9
Top Speed [km/h]	61.1	62.0	62.7	59.2	60.5	60.4	61.2	61.3	58.8
Avg. Dist. to Rail [m]	5.6	1.1	0.6	1.1	1.9	1.4	1.5	4.6	4.9
Avg. Stride Freq. [Hz]	2.3	2.3	2.3	2.3	2.3	2.3	2.4	2.4	2.3
Avg. Stride Length [m]	6.0	7.2	7.3	7.1	7.0	7.1	7.1	7.1	6.8



- [] Ranking at each section and finish
- .-.- No data available at this section
- NA No data available