



Aquis Park Gold Coast Poly QLD Professional
Race 7: COMMERCIAL KITCHEN COMPANY BENCHMARK 55 Handicap - 1540m
20 April 2024 - 16:09



Track Rating: Synthetic, Weather: Fine, Rail Position: True

Section		Overall	1400m	1200m	1000m	800m	600m	400m	Last 600m				
Field Times		1:33.76 (0:10.29)	1:23.47 (0:11.67)	1:11.80 (0:12.25)	0:59.55 (0:12.40)	0:47.15 (0:12.40)	0:34.75 (0:11.81)	0:22.94 (0:11.39)	0:34.75				
Rank	TAB Horse/Jockey	Barrier	Top Speed [km/h]	Fastest Section									Distance Travelled [m]
1	4 REFORMIST Paul Hammersley	3	66.3 400m	0:10.71 Overall	1:33.76 [1] (0:10.71)	1:23.05 [6] (0:11.87)	1:11.18 [6] (0:12.54)	0:58.64 [6] (0:12.09)	0:46.55 [6] (0:12.35)	0:34.20 [5] (0:11.44)	0:22.76 [3] (0:11.21)	0:34.20	
2	1 BREAKING GROUND Cody Collis	5	66.4 400m	0:10.64 Overall	1:33.77 [2] (0:10.64)	1:23.13 [5] (0:11.81)	1:11.32 [4] (0:12.30)	0:59.02 [4] (0:12.23)	0:46.79 [4] (0:12.42)	0:34.37 [4] (0:11.63)	0:22.74 [4] (0:11.29)	0:34.37	+2
3	7 STEP ON FIRE Emily Lang	7	66.3 200m	0:10.95 Overall	1:33.92 [3] (0:10.95)	1:22.97 [7] (0:11.83)	1:11.14 [7] (0:12.52)	0:58.62 [7] (0:12.19)	0:46.43 [7] (0:12.43)	0:34.00 [8] (0:11.65)	0:22.35 [9] (0:11.29)	0:34.00	+1
4	3 DIMENSION Jasper Franklin	4	64.5 1400m	0:10.31 Overall	1:34.15 [4] (0:10.31)	1:23.84 [2] (0:11.84)	1:12.00 [2] (0:12.19)	0:59.81 [2] (0:12.39)	0:47.42 [2] (0:12.39)	0:35.03 [2] (0:11.76)	0:23.27 [2] (0:11.53)	0:35.03	-2
5	10 MARLEEDOONE Jag Guthmann-Chester	9	65.9 400m	0:11.28 400m	1:34.17 [5] (0:11.44)	1:22.73 [9] (0:11.67)	1:11.06 [9] (0:12.52)	0:58.54 [9] (0:12.13)	0:46.41 [9] (0:12.34)	0:34.07 [9] (0:11.32)	0:22.75 [8] (0:11.28)	0:34.07	-3
6	8 HOT BANANAS Yvette Lewis	2	63.6 400m	0:10.35 Overall	1:34.25 [6] (0:10.35)	1:23.90 [3] (0:11.90)	1:12.00 [3] (0:12.35)	0:59.65 [3] (0:12.28)	0:47.37 [3] (0:12.45)	0:34.92 [3] (0:11.73)	0:23.19 [5] (0:11.59)	0:34.92	-5
7	9 VACATION LEAVE Lilli Barr	1	64.3 400m	0:10.47 Overall	1:34.27 [7] (0:10.47)	1:23.80 [4] (0:11.98)	1:11.82 [5] (0:12.42)	0:59.40 [5] (0:12.25)	0:47.15 [5] (0:12.46)	0:34.69 [6] (0:11.65)	0:23.04 [6] (0:11.44)	0:34.69	-3
8	11 FIVE STAR DECANter Luke Miller	8	65.6 400m	0:11.24 Overall	1:34.28 [8] (0:11.24)	1:23.04 [8] (0:11.63)	1:11.41 [8] (0:12.58)	0:58.83 [8] (0:12.07)	0:46.76 [8] (0:12.32)	0:34.44 [7] (0:11.53)	0:22.91 [7] (0:11.37)	0:34.44	-4
9	5 APPLE CIDER Matthew Palmer	50	65.3 1400m	0:10.29 Overall	1:34.62 [9] (0:10.29)	1:24.33 [1] (0:11.67)	1:12.66 [1] (0:12.25)	1:00.41 [1] (0:12.40)	0:48.01 [1] (0:12.40)	0:35.61 [1] (0:11.81)	0:23.80 [1] (0:11.70)	0:35.61	+1

Scratched: Muiron (#2), Magic Mikey (#6)

[] Ranking at each section and finish
 -:-:- No data available at this section
 NA No data available

SCN Saddle cloth number
 DNF Did not finish
 DNT Did not track



Aquis Park Gold Coast Poly QLD Professional
Race 7: COMMERCIAL KITCHEN COMPANY BENCHMARK 55 Handicap - 1540m
20 April 2024 - 16:09



Track Rating: Synthetic, Weather: Fine, Rail Position: True

Section				200m				Last 600m	
Field Times				0:11.55 (0:11.55)				0:34.75	
Rank	TAB	Horse/Jockey	Barrier	Top Speed [km/h]	Fastest Section	Margin			Distance Travelled [m]
1	4	REFORMIST Paul Hammersley	3	66.3 400m	0:10.71 Overall	0:11.55 [1] (0:11.55)	1:33.76		0:34.20
2	1	BREAKING GROUND Cody Collis	5	66.4 400m	0:10.64 Overall	0:11.45 [2] (0:11.45)	0.1L		0:34.37 +2
3	7	STEP ON FIRE Emily Lang	7	66.3 200m	0:10.95 Overall	0:11.06 [9] (0:11.06)	0.9L		0:34.00 +1
4	3	DIMENSION Jasper Franklin	4	64.5 1400m	0:10.31 Overall	0:11.74 [3] (0:11.74)	2.2L		0:35.03 -2
5	10	MARLEEDOONE Jag Guthmann-Chester	9	65.9 400m	0:11.28 400m	0:11.47 [7] (0:11.47)	2.3L		0:34.07 -3
6	8	HOT BANANAS Yvette Lewis	2	63.6 400m	0:10.35 Overall	0:11.60 [5] (0:11.60)	2.7L		0:34.92 -5
7	9	VACATION LEAVE Lilli Barr	1	64.3 400m	0:10.47 Overall	0:11.60 [6] (0:11.60)	2.8L		0:34.69 -3
8	11	FIVE STAR DECANTER Luke Miller	8	65.6 400m	0:11.24 Overall	0:11.54 [8] (0:11.54)	2.9L		0:34.44 -4
9	5	APPLE CIDER Matthew Palmer	50	65.3 1400m	0:10.29 Overall	0:12.10 [4] (0:12.10)	4.7L		0:35.61 +1

Scratched: Muiron (#2), Magic Mikey (#6)

[] Ranking at each section and finish
 -:-:- No data available at this section
 NA No data available

SCN Saddle cloth number
 DNF Did not finish
 DNT Did not track



Horse/Jockey Name	Reformist
Final Rank	1
Fastest Section Time (Section)	0:10.71 (Overall)
Top Speed [km/h] (Section)	66.3 (400m)
Race State	Finished

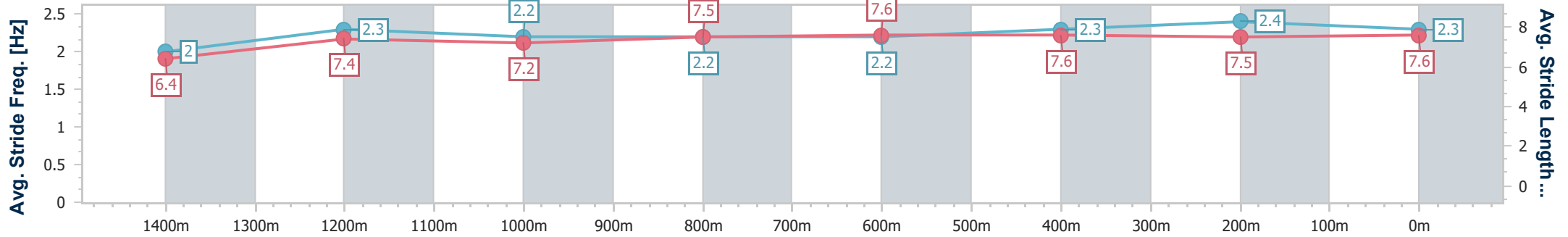
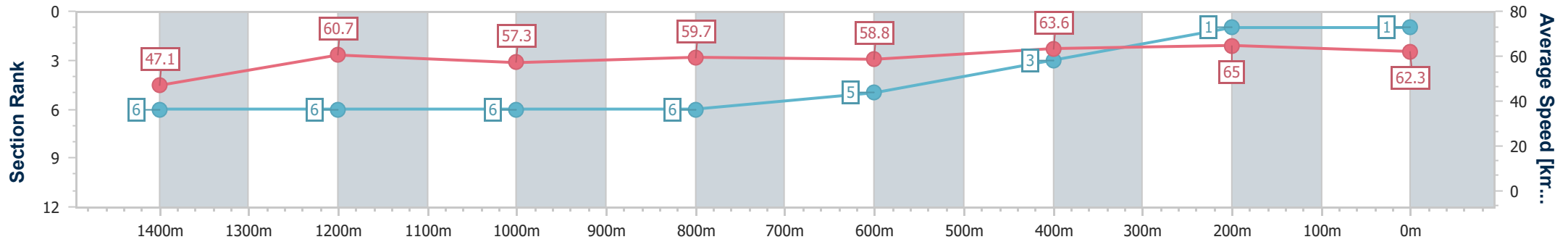


Aquis Park Gold Coast Poly QLD Professional
 Race 7: COMMERCIAL KITCHEN COMPANY BENCHMARK 55
 Handicap - 1540m
 20 April 2024 - 16:09



Track Rating: Synthetic, Weather: Fine, Rail Position: True

Section	Overall	1400m	1200m	1000m	800m	600m	400m	200m
Section Times	1:33.76 [1] (0:10.71)	1:23.05 [6] (0:11.87)	1:11.18 [6] (0:12.54)	0:58.64 [6] (0:12.09)	0:46.55 [6] (0:12.35)	0:34.20 [5] (0:11.44)	0:22.76 [3] (0:11.21)	0:11.55 [1] (0:11.55)
Average Speed [km/h]	47.1	60.7	57.3	59.7	58.8	63.6	65.0	62.3
Top Speed [km/h]	61.8	62.4	58.7	60.6	61.9	65.0	66.3	65.0
Avg. Dist. to Rail [m]	2.5	0.4	0.6	0.9	1.6	2.3	5.5	4.5
Avg. Stride Freq. [Hz]	2.0	2.3	2.2	2.2	2.2	2.3	2.4	2.3
Avg. Stride Length [m]	6.4	7.4	7.2	7.5	7.6	7.6	7.5	7.6



- [] Ranking at each section and finish
- .-.- No data available at this section
- NA No data available



Horse/Jockey Name	Breaking Ground
Final Rank	2
Fastest Section Time (Section)	0:10.64 (Overall)
Top Speed [km/h] (Section)	66.4 (400m)
Race State	Finished



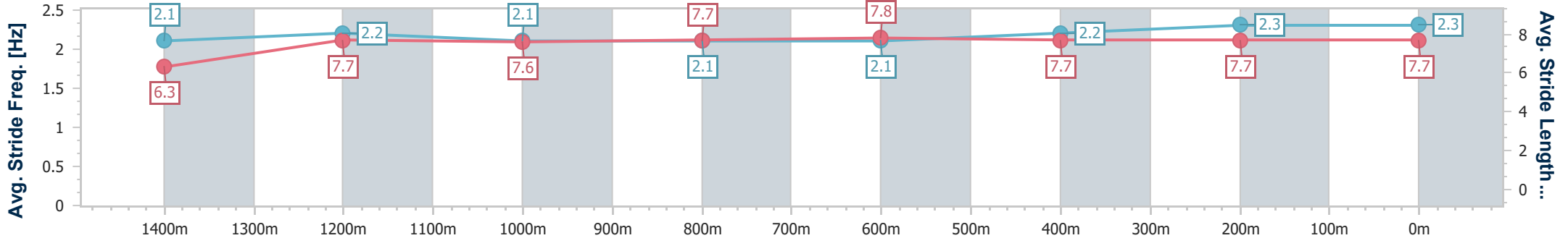
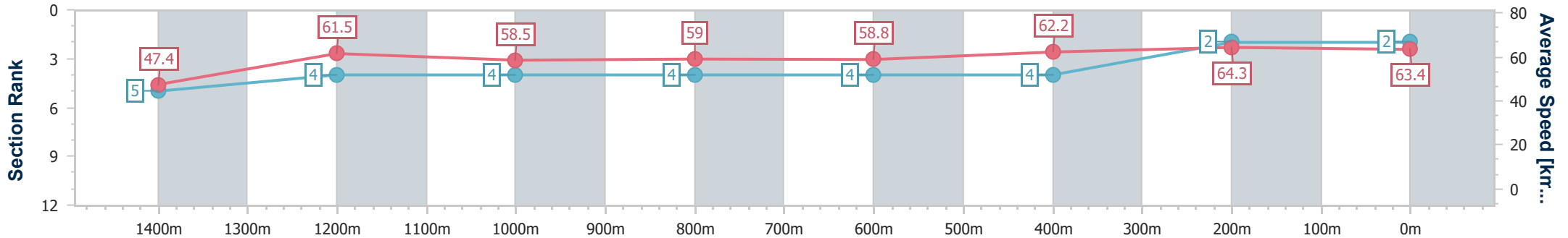
Aquis Park Gold Coast Poly QLD Professional
Race 7: COMMERCIAL KITCHEN COMPANY BENCHMARK 55
Handicap - 1540m



20 April 2024 - 16:09

Track Rating: Synthetic, Weather: Fine, Rail Position: True

Section	Overall	1400m	1200m	1000m	800m	600m	400m	200m
Section Times	1:33.77 [2] (0:10.64)	1:23.13 [5] (0:11.81)	1:11.32 [4] (0:12.30)	0:59.02 [4] (0:12.23)	0:46.79 [4] (0:12.42)	0:34.37 [4] (0:11.63)	0:22.74 [4] (0:11.29)	0:11.45 [2] (0:11.45)
Average Speed [km/h]	47.4	61.5	58.5	59.0	58.8	62.2	64.3	63.4
Top Speed [km/h]	62.1	62.4	59.0	59.7	61.1	63.3	66.4	64.5
Avg. Dist. to Rail [m]	4.3	1.1	2.0	1.7	1.9	1.7	3.6	3.2
Avg. Stride Freq. [Hz]	2.1	2.2	2.1	2.1	2.1	2.2	2.3	2.3
Avg. Stride Length [m]	6.3	7.7	7.6	7.7	7.8	7.7	7.7	7.7



- [] Ranking at each section and finish
- .-.- No data available at this section
- NA No data available



Horse/Jockey Name	Step On Fire
Final Rank	3
Fastest Section Time (Section)	0:10.95 (Overall)
Top Speed [km/h] (Section)	66.3 (200m)
Race State	Finished

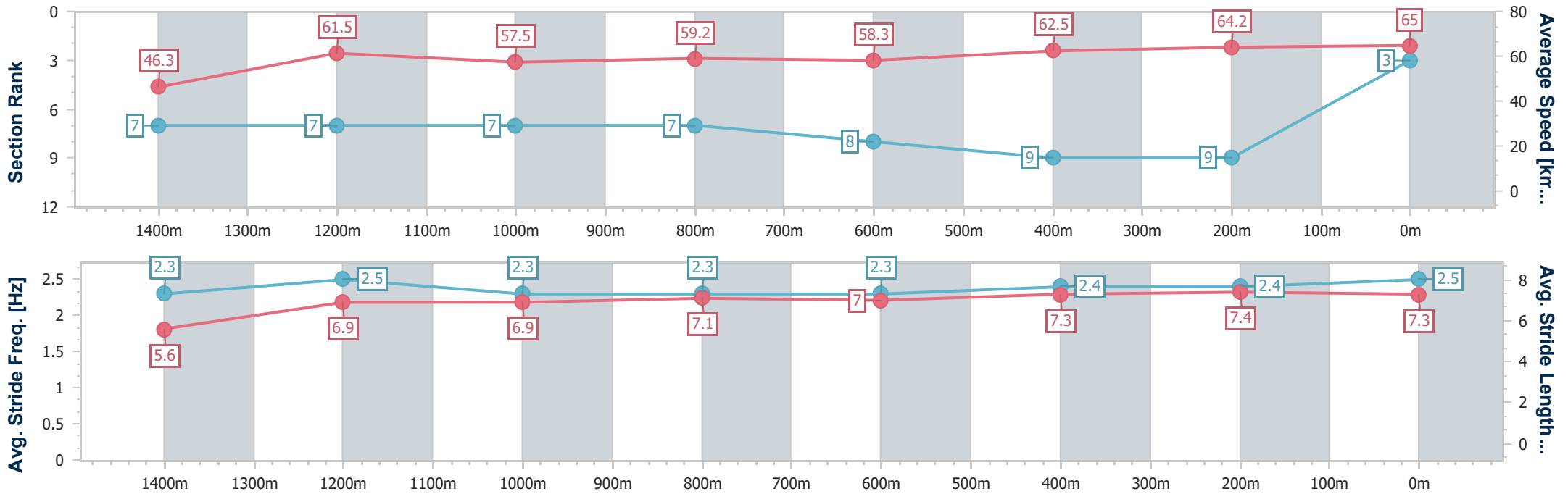


Aquis Park Gold Coast Poly QLD Professional
 Race 7: COMMERCIAL KITCHEN COMPANY BENCHMARK 55
 Handicap - 1540m
 20 April 2024 - 16:09



Track Rating: Synthetic, Weather: Fine, Rail Position: True

Section	Overall	1400m	1200m	1000m	800m	600m	400m	200m
Section Times	1:33.92 [3] (0:10.95)	1:22.97 [7] (0:11.83)	1:11.14 [7] (0:12.52)	0:58.62 [7] (0:12.19)	0:46.43 [7] (0:12.43)	0:34.00 [8] (0:11.65)	0:22.35 [9] (0:11.29)	0:11.06 [9] (0:11.06)
Average Speed [km/h]	46.3	61.5	57.5	59.2	58.3	62.5	64.2	65.0
Top Speed [km/h]	60.5	63.2	59.0	60.9	61.1	63.6	66.0	66.3
Avg. Dist. to Rail [m]	5.6	1.4	1.8	2.0	1.5	2.1	4.2	8.0
Avg. Stride Freq. [Hz]	2.3	2.5	2.3	2.3	2.3	2.4	2.4	2.5
Avg. Stride Length [m]	5.6	6.9	6.9	7.1	7.0	7.3	7.4	7.3



- [] Ranking at each section and finish
- .-.- No data available at this section
- NA No data available



Horse/Jockey Name	Dimension
Final Rank	4
Fastest Section Time (Section)	0:10.31 (Overall)
Top Speed [km/h] (Section)	64.5 (1400m)
Race State	Finished



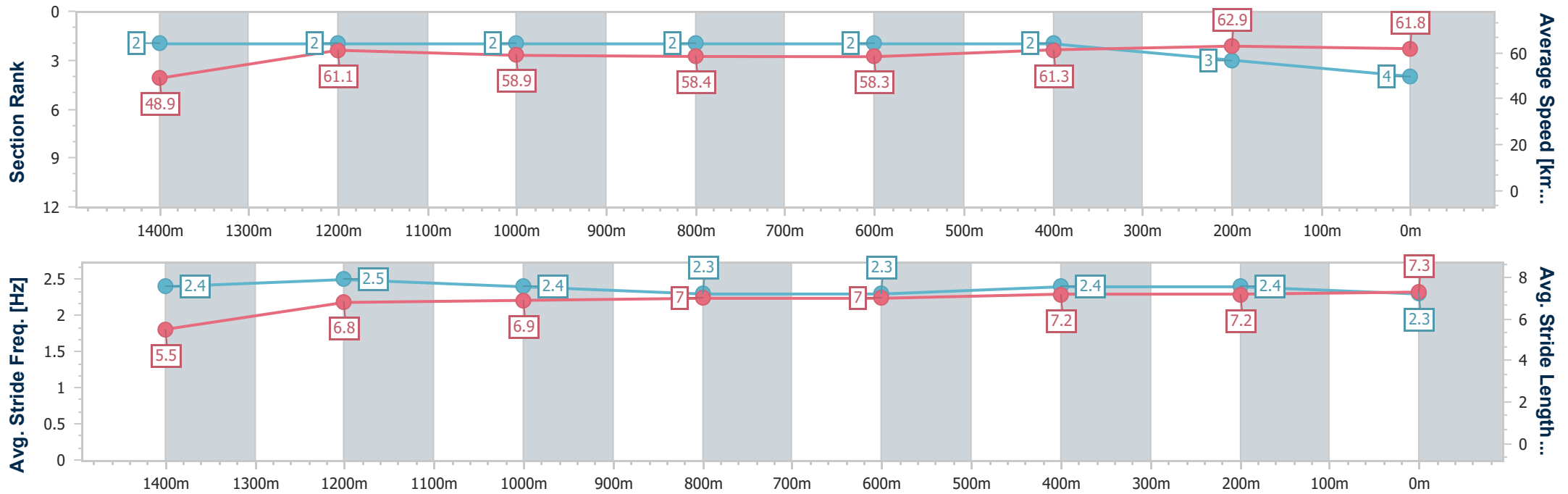
Aquis Park Gold Coast Poly QLD Professional
 Race 7: COMMERCIAL KITCHEN COMPANY BENCHMARK 55
 Handicap - 1540m



20 April 2024 - 16:09

Track Rating: Synthetic, Weather: Fine, Rail Position: True

Section	Overall	1400m	1200m	1000m	800m	600m	400m	200m
Section Times	1:34.15 [4] (0:10.31)	1:23.84 [2] (0:11.84)	1:12.00 [2] (0:12.19)	0:59.81 [2] (0:12.39)	0:47.42 [2] (0:12.39)	0:35.03 [2] (0:11.76)	0:23.27 [2] (0:11.53)	0:11.74 [3] (0:11.74)
Average Speed [km/h]	48.9	61.1	58.9	58.4	58.3	61.3	62.9	61.8
Top Speed [km/h]	64.0	64.5	59.7	59.2	60.7	62.0	64.3	62.9
Avg. Dist. to Rail [m]	3.7	0.6	0.8	1.3	1.1	0.5	1.6	2.0
Avg. Stride Freq. [Hz]	2.4	2.5	2.4	2.3	2.3	2.4	2.4	2.3
Avg. Stride Length [m]	5.5	6.8	6.9	7.0	7.0	7.2	7.2	7.3



- [] Ranking at each section and finish
- .-.- No data available at this section
- NA No data available



Horse/Jockey Name	Marleedoone
Final Rank	5
Fastest Section Time (Section)	0:11.28 (400m)
Top Speed [km/h] (Section)	65.9 (400m)
Race State	Finished

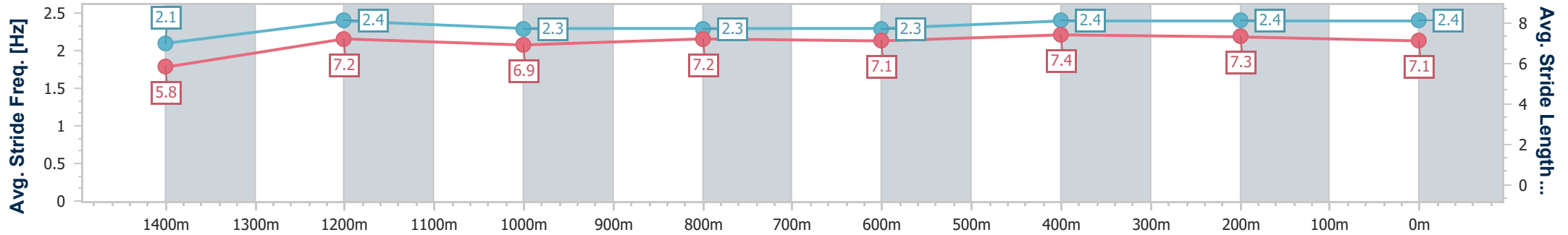
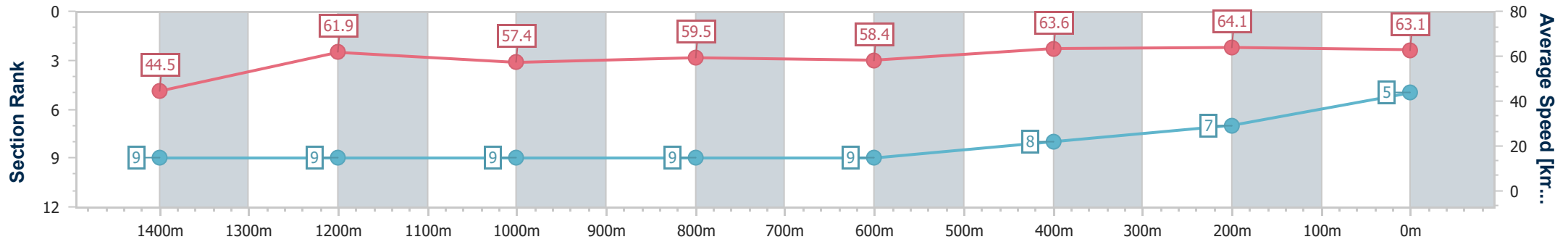


Aquis Park Gold Coast Poly QLD Professional
 Race 7: COMMERCIAL KITCHEN COMPANY BENCHMARK 55
 Handicap - 1540m
 20 April 2024 - 16:09



Track Rating: Synthetic, Weather: Fine, Rail Position: True

Section	Overall	1400m	1200m	1000m	800m	600m	400m	200m
Section Times	1:34.17 [5] (0:11.44)	1:22.73 [9] (0:11.67)	1:11.06 [9] (0:12.52)	0:58.54 [9] (0:12.13)	0:46.41 [9] (0:12.34)	0:34.07 [9] (0:11.32)	0:22.75 [8] (0:11.28)	0:11.47 [7] (0:11.47)
Average Speed [km/h]	44.5	61.9	57.4	59.5	58.4	63.6	64.1	63.1
Top Speed [km/h]	59.1	64.7	61.5	61.0	61.0	65.5	65.9	63.7
Avg. Dist. to Rail [m]	7.2	0.5	1.9	0.9	0.4	0.4	1.8	4.2
Avg. Stride Freq. [Hz]	2.1	2.4	2.3	2.3	2.3	2.4	2.4	2.4
Avg. Stride Length [m]	5.8	7.2	6.9	7.2	7.1	7.4	7.3	7.1



- [] Ranking at each section and finish
- .-.- No data available at this section
- NA No data available



Horse/Jockey Name	Hot Bananas
Final Rank	6
Fastest Section Time (Section)	0:10.35 (Overall)
Top Speed [km/h] (Section)	63.6 (400m)
Race State	Finished

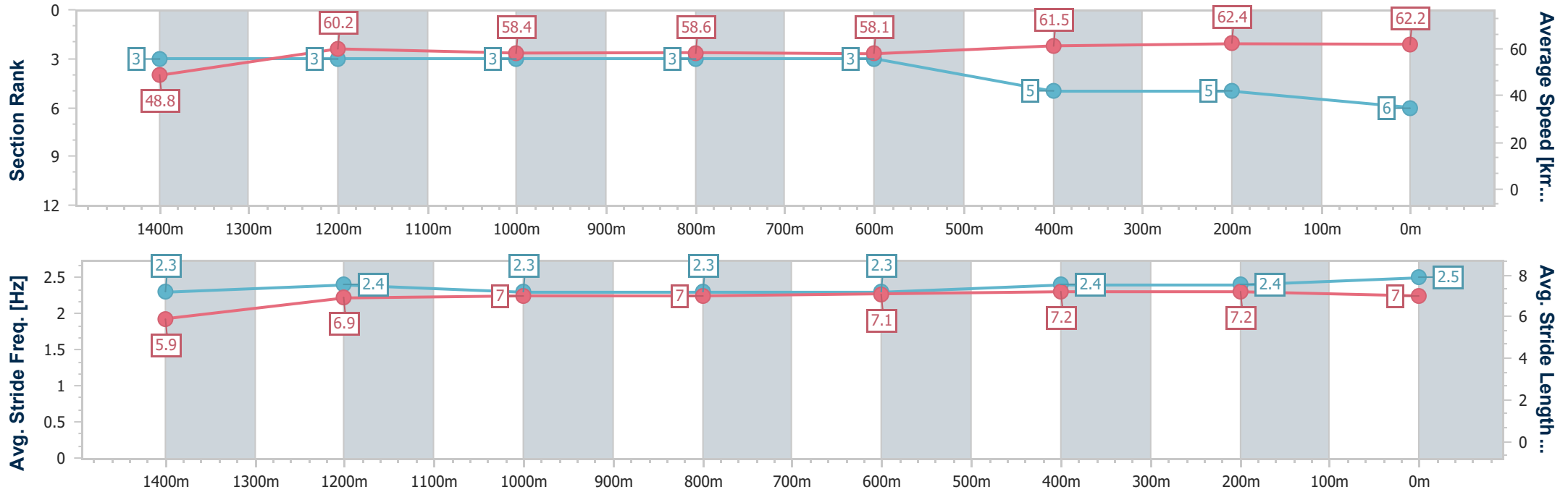


Aquis Park Gold Coast Poly QLD Professional
 Race 7: COMMERCIAL KITCHEN COMPANY BENCHMARK 55
 Handicap - 1540m
 20 April 2024 - 16:09



Track Rating: Synthetic, Weather: Fine, Rail Position: True

Section	Overall	1400m	1200m	1000m	800m	600m	400m	200m
Section Times	1:34.25 [6] (0:10.35)	1:23.90 [3] (0:11.90)	1:12.00 [3] (0:12.35)	0:59.65 [3] (0:12.28)	0:47.37 [3] (0:12.45)	0:34.92 [3] (0:11.73)	0:23.19 [5] (0:11.59)	0:11.60 [5] (0:11.60)
Average Speed [km/h]	48.8	60.2	58.4	58.6	58.1	61.5	62.4	62.2
Top Speed [km/h]	63.6	63.6	59.3	59.4	60.0	62.7	63.6	63.3
Avg. Dist. to Rail [m]	2.3	0.3	0.2	0.2	0.6	0.9	2.2	4.7
Avg. Stride Freq. [Hz]	2.3	2.4	2.3	2.3	2.3	2.4	2.4	2.5
Avg. Stride Length [m]	5.9	6.9	7.0	7.0	7.1	7.2	7.2	7.0



- [] Ranking at each section and finish
- .-.- No data available at this section
- NA No data available



Horse/Jockey Name	Vacation Leave
Final Rank	7
Fastest Section Time (Section)	0:10.47 (Overall)
Top Speed [km/h] (Section)	64.3 (400m)
Race State	Finished



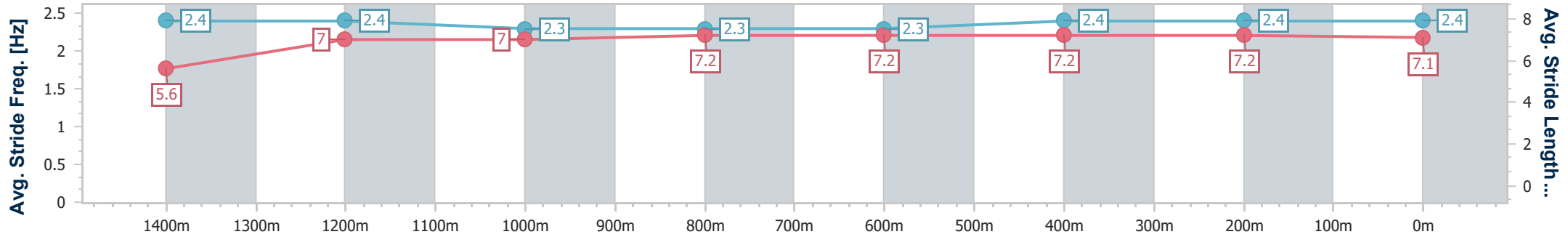
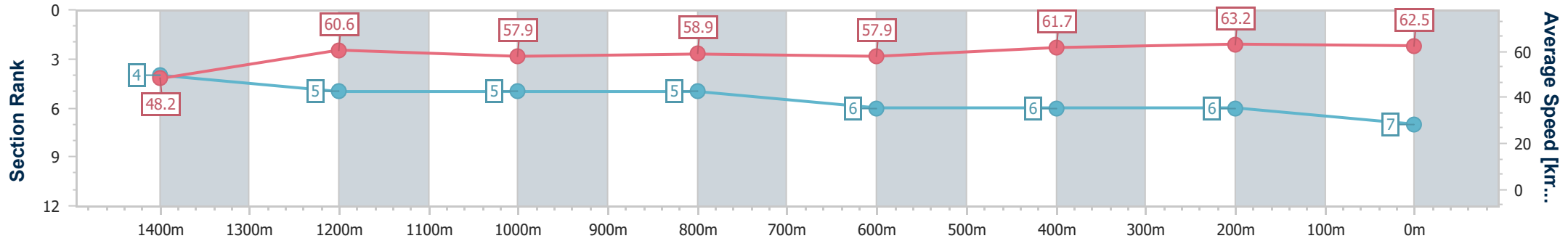
Aquis Park Gold Coast Poly QLD Professional
Race 7: COMMERCIAL KITCHEN COMPANY BENCHMARK 55
Handicap - 1540m



20 April 2024 - 16:09

Track Rating: Synthetic, Weather: Fine, Rail Position: True

Section	Overall	1400m	1200m	1000m	800m	600m	400m	200m
Section Times	1:34.27 [7] (0:10.47)	1:23.80 [4] (0:11.98)	1:11.82 [5] (0:12.42)	0:59.40 [5] (0:12.25)	0:47.15 [5] (0:12.46)	0:34.69 [6] (0:11.65)	0:23.04 [6] (0:11.44)	0:11.60 [6] (0:11.60)
Average Speed [km/h]	48.2	60.6	57.9	58.9	57.9	61.7	63.2	62.5
Top Speed [km/h]	61.3	62.3	59.0	59.6	60.0	62.9	64.3	64.1
Avg. Dist. to Rail [m]	1.6	0.9	0.9	0.4	0.3	0.6	2.5	5.1
Avg. Stride Freq. [Hz]	2.4	2.4	2.3	2.3	2.3	2.4	2.4	2.4
Avg. Stride Length [m]	5.6	7.0	7.0	7.2	7.2	7.2	7.2	7.1



- [] Ranking at each section and finish
- .-.- No data available at this section
- NA No data available



Horse/Jockey Name	Five Star Decanter
Final Rank	8
Fastest Section Time (Section)	0:11.24 (Overall)
Top Speed [km/h] (Section)	65.6 (400m)
Race State	Finished

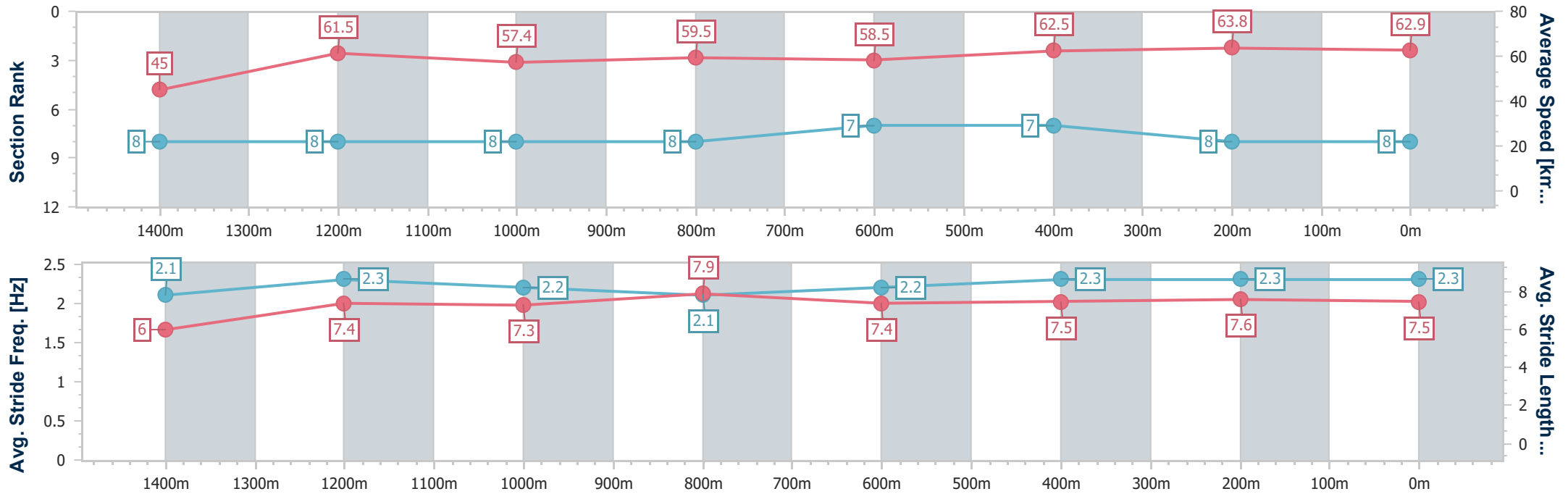


Aquis Park Gold Coast Poly QLD Professional
 Race 7: COMMERCIAL KITCHEN COMPANY BENCHMARK 55
 Handicap - 1540m
 20 April 2024 - 16:09



Track Rating: Synthetic, Weather: Fine, Rail Position: True

Section	Overall	1400m	1200m	1000m	800m	600m	400m	200m
Section Times	1:34.28 [8] (0:11.24)	1:23.04 [8] (0:11.63)	1:11.41 [8] (0:12.58)	0:58.83 [8] (0:12.07)	0:46.76 [8] (0:12.32)	0:34.44 [7] (0:11.53)	0:22.91 [7] (0:11.37)	0:11.54 [8] (0:11.54)
Average Speed [km/h]	45.0	61.5	57.4	59.5	58.5	62.5	63.8	62.9
Top Speed [km/h]	60.3	63.4	59.6	61.2	60.6	64.1	65.6	65.3
Avg. Dist. to Rail [m]	5.6	0.4	0.2	0.3	0.5	0.7	3.4	6.2
Avg. Stride Freq. [Hz]	2.1	2.3	2.2	2.1	2.2	2.3	2.3	2.3
Avg. Stride Length [m]	6.0	7.4	7.3	7.9	7.4	7.5	7.6	7.5



- [] Ranking at each section and finish
- .-.- No data available at this section
- NA No data available



Horse/Jockey Name	Apple Cider
Final Rank	9
Fastest Section Time (Section)	0:10.29 (Overall)
Top Speed [km/h] (Section)	65.3 (1400m)
Race State	Finished

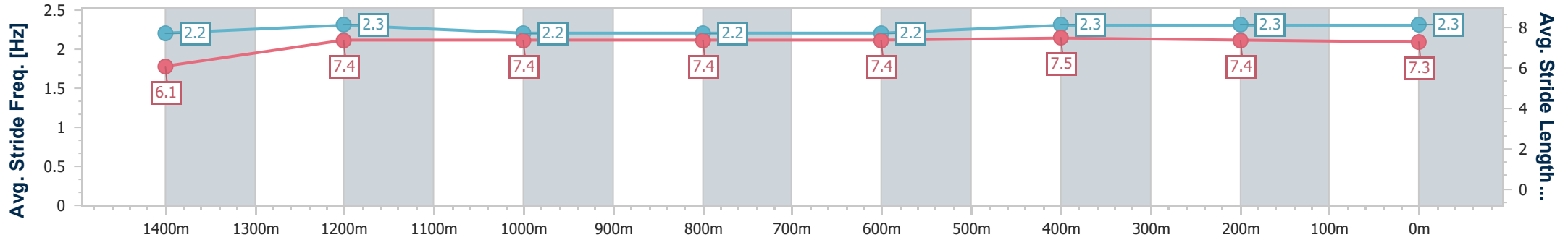
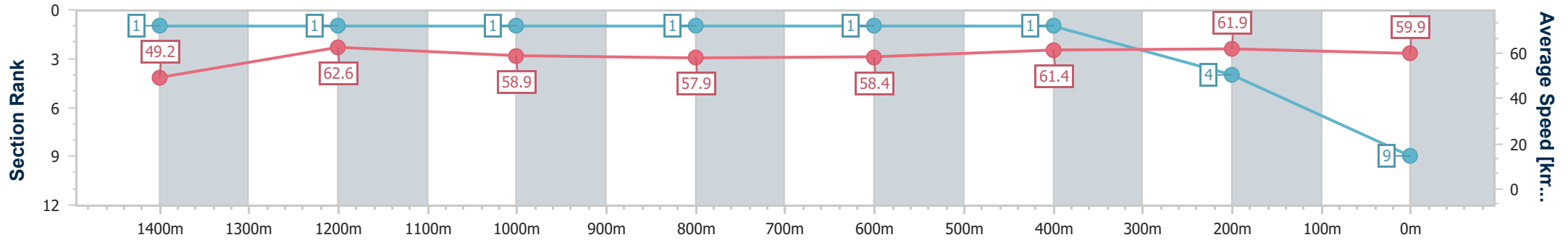


Aquis Park Gold Coast Poly QLD Professional
 Race 7: COMMERCIAL KITCHEN COMPANY BENCHMARK 55
 Handicap - 1540m
 20 April 2024 - 16:09



Track Rating: Synthetic, Weather: Fine, Rail Position: True

Section	Overall	1400m	1200m	1000m	800m	600m	400m	200m
Section Times	1:34.62 [9] (0:10.29)	1:24.33 [1] (0:11.67)	1:12.66 [1] (0:12.25)	1:00.41 [1] (0:12.40)	0:48.01 [1] (0:12.40)	0:35.61 [1] (0:11.81)	0:23.80 [1] (0:11.70)	0:12.10 [4] (0:12.10)
Average Speed [km/h]	49.2	62.6	58.9	57.9	58.4	61.4	61.9	59.9
Top Speed [km/h]	65.0	65.3	59.5	59.0	60.8	62.0	63.2	61.9
Avg. Dist. to Rail [m]	5.2	1.9	0.8	0.7	0.7	1.4	2.5	2.0
Avg. Stride Freq. [Hz]	2.2	2.3	2.2	2.2	2.2	2.3	2.3	2.3
Avg. Stride Length [m]	6.1	7.4	7.4	7.4	7.4	7.5	7.4	7.3



- [] Ranking at each section and finish
- .-.- No data available at this section
- NA No data available