



Aquis Park Gold Coast Poly QLD Professional

Race 5: COOLANGATTA SURF CLUB Class 1 Handicap - 1050m



20 April 2024 - 14:49

Track Rating: Synthetic, Weather: Fine, Rail Position: True

Section		Overall	1000m	800m	600m	400m	200m	Last 600m					
Field Times		1:00.64 (0:04.95)	0:55.69 (0:11.18)	0:44.51 (0:10.92)	0:33.59 (0:11.12)	0:22.47 (0:11.21)	0:11.26 (0:11.26)	0:33.59					
Rank	TAB Horse/Jockey	Barrier	Top Speed [km/h]	Fastest Section	Margin							Distance Travelled [m]	
1	4 UCHI Emily Lang	2	66.7 800m	0:05.03 Overall	1:00.64 [1] (0:05.03)	0:55.61 [3] (0:11.13)	0:44.48 [2] (0:10.89)	0:33.59 [1] (0:11.12)	0:22.47 [1] (0:11.21)	0:11.26 [1] (0:11.26)	1:00.64	0:33.59	
2	7 WHISKEY DANCER Jai Williams	6	67.2 600m	0:04.95 Overall	1:00.80 [2] (0:04.95)	0:55.85 [1] (0:11.18)	0:44.67 [1] (0:11.08)	0:33.59 [2] (0:11.14)	0:22.45 [2] (0:11.09)	0:11.36 [2] (0:11.36)	0.8L	0:33.59	+4
3	6 TORRE EGGER Cody Collis	5	67.7 600m	0:05.08 Overall	1:00.97 [3] (0:05.08)	0:55.89 [5] (0:11.24)	0:44.65 [5] (0:11.00)	0:33.65 [3] (0:11.18)	0:22.47 [4] (0:11.14)	0:11.33 [3] (0:11.33)	1.8L	0:33.65	+4
4	1 PANGAEA Jag Guthmann-Chester	3	66.8 1000m	0:05.42 Overall	1:01.18 [4] (0:05.42)	0:55.76 [8] (0:11.19)	0:44.57 [8] (0:11.01)	0:33.56 [8] (0:11.25)	0:22.31 [8] (0:11.11)	0:11.20 [6] (0:11.20)	2.8L	0:33.56	+8
5	5 VELVET Lilli Barr	7	67.3 600m	0:05.05 Overall	1:01.51 [5] (0:05.05)	0:56.46 [4] (0:11.15)	0:45.31 [3] (0:11.25)	0:34.06 [5] (0:11.22)	0:22.84 [5] (0:11.25)	0:11.59 [5] (0:11.59)	4.6L	0:34.06	+13
6	3 CAPTAIN ARTIE Girish Goomany	1	66.9 600m	0:05.13 Overall	1:01.66 [6] (0:05.13)	0:56.53 [6] (0:11.09)	0:45.44 [4] (0:11.11)	0:34.33 [4] (0:11.05)	0:23.28 [3] (0:11.31)	0:11.97 [4] (0:11.97)	5.4L	0:34.33	+2
7	9 TAMSIN Rikki Jamieson	4	66.6 800m	0:05.18 Overall	1:01.97 [7] (0:05.18)	0:56.79 [7] (0:11.37)	0:45.42 [7] (0:11.04)	0:34.38 [7] (0:11.24)	0:23.14 [7] (0:11.40)	0:11.74 [8] (0:11.74)	7.2L	0:34.38	+0
8	8 CONFIRM NOR DENY Noriyuki Masuda	8	66.9 1000m	0:04.98 Overall	1:02.08 [8] (0:04.98)	0:57.10 [2] (0:11.39)	0:45.71 [6] (0:11.21)	0:34.50 [6] (0:11.11)	0:23.39 [6] (0:11.47)	0:11.92 [7] (0:11.92)	7.7L	0:34.50	+7

Scratched: Gregarious (#2), Sodbuster (#10)

[] Ranking at each section and finish
 -:-:- No data available at this section
 NA No data available

SCN Saddle cloth number
 DNF Did not finish
 DNT Did not track



Horse/Jockey Name	Uchi
Final Rank	1
Fastest Section Time (Section)	0:05.03 (Overall)
Top Speed [km/h] (Section)	66.7 (800m)
Race State	Finished



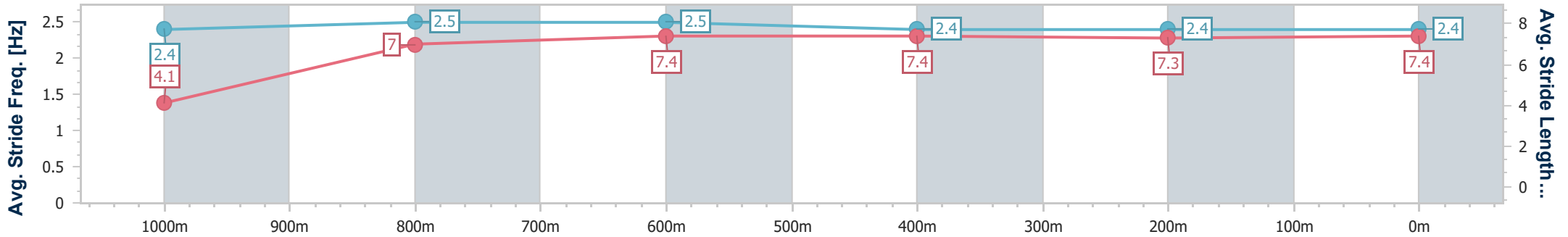
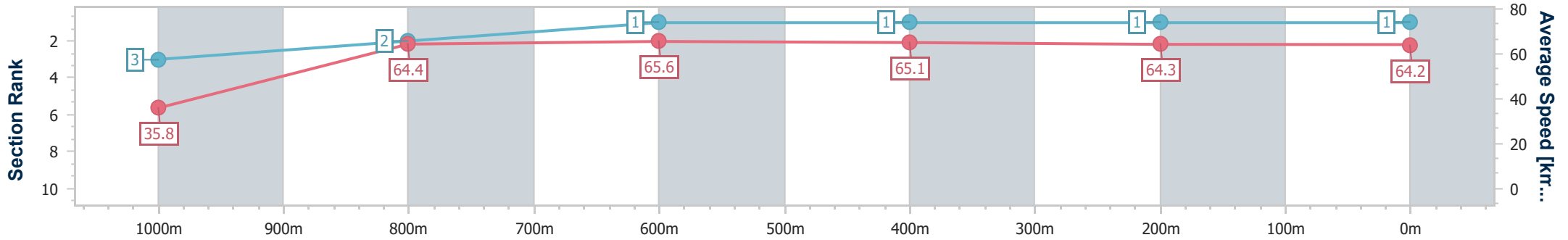
Aquis Park Gold Coast Poly QLD Professional
Race 5: COOLANGATTA SURF CLUB Class 1 Handicap - 1050m



20 April 2024 - 14:49

Track Rating: Synthetic, Weather: Fine, Rail Position: True

Section	Overall	1000m	800m	600m	400m	200m
Section Times	1:00.64 [1] (0:05.03)	0:55.61 [3] (0:11.13)	0:44.48 [2] (0:10.89)	0:33.59 [1] (0:11.12)	0:22.47 [1] (0:11.21)	0:11.26 [1] (0:11.26)
Average Speed [km/h]	35.8	64.4	65.6	65.1	64.3	64.2
Top Speed [km/h]	57.9	65.8	66.7	66.7	65.4	66.2
Avg. Dist. to Rail [m]	0.5	0.7	1.3	0.4	0.8	1.1
Avg. Stride Freq. [Hz]	2.4	2.5	2.5	2.4	2.4	2.4
Avg. Stride Length [m]	4.1	7.0	7.4	7.4	7.3	7.4



- [] Ranking at each section and finish
- .-.- No data available at this section
- NA No data available



Horse/Jockey Name	Whiskey Dancer
Final Rank	2
Fastest Section Time (Section)	0:04.95 (Overall)
Top Speed [km/h] (Section)	67.2 (600m)
Race State	Finished



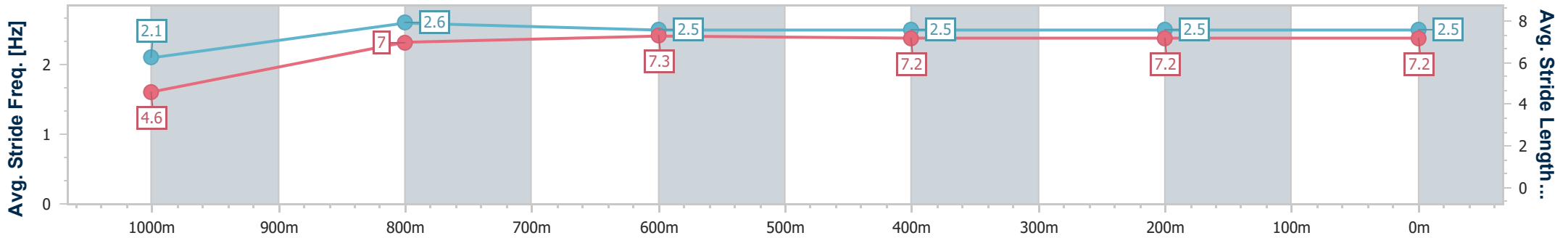
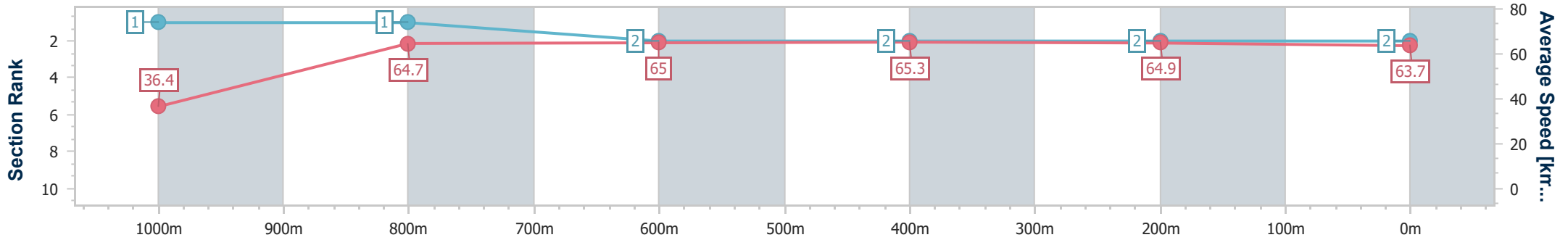
Aquis Park Gold Coast Poly QLD Professional
Race 5: COOLANGATTA SURF CLUB Class 1 Handicap - 1050m



20 April 2024 - 14:49

Track Rating: Synthetic, Weather: Fine, Rail Position: True

Section	Overall	1000m	800m	600m	400m	200m
Section Times	1:00.80 [2] (0:04.95)	0:55.85 [1] (0:11.18)	0:44.67 [1] (0:11.08)	0:33.59 [2] (0:11.14)	0:22.45 [2] (0:11.09)	0:11.36 [2] (0:11.36)
Average Speed [km/h]	36.4	64.7	65.0	65.3	64.9	63.7
Top Speed [km/h]	56.6	66.7	66.2	67.2	66.3	65.0
Avg. Dist. to Rail [m]	4.0	0.8	0.4	1.4	2.1	2.6
Avg. Stride Freq. [Hz]	2.1	2.6	2.5	2.5	2.5	2.5
Avg. Stride Length [m]	4.6	7.0	7.3	7.2	7.2	7.2



- [] Ranking at each section and finish
- .-.- No data available at this section
- NA No data available



Horse/Jockey Name	Torre Egger
Final Rank	3
Fastest Section Time (Section)	0:05.08 (Overall)
Top Speed [km/h] (Section)	67.7 (600m)
Race State	Finished



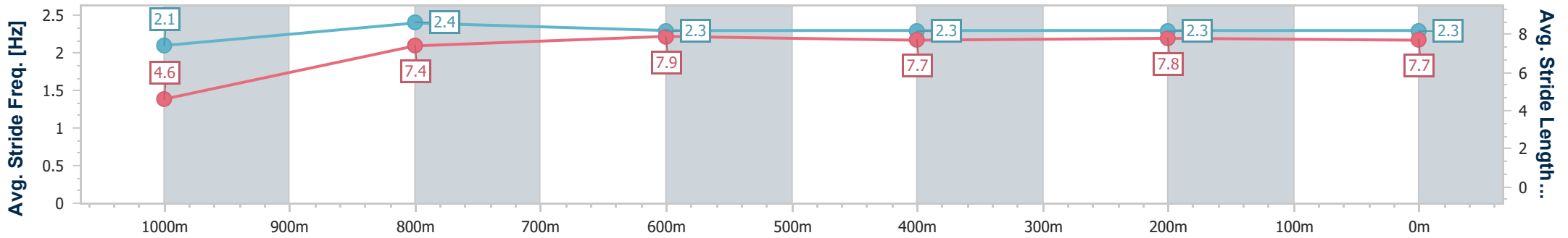
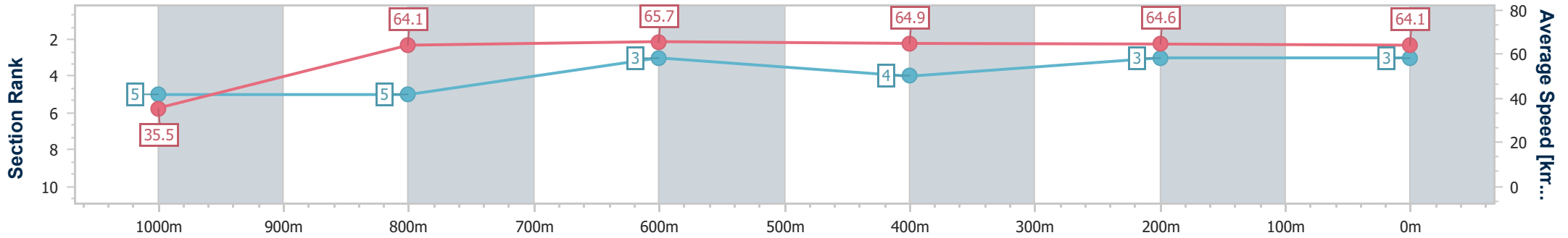
Aquis Park Gold Coast Poly QLD Professional
 Race 5: COOLANGATTA SURF CLUB Class 1 Handicap - 1050m



20 April 2024 - 14:49

Track Rating: Synthetic, Weather: Fine, Rail Position: True

Section	Overall	1000m	800m	600m	400m	200m
Section Times	1:00.97 [3] (0:05.08)	0:55.89 [5] (0:11.24)	0:44.65 [5] (0:11.00)	0:33.65 [3] (0:11.18)	0:22.47 [4] (0:11.14)	0:11.33 [3] (0:11.33)
Average Speed [km/h]	35.5	64.1	65.7	64.9	64.6	64.1
Top Speed [km/h]	55.0	67.5	66.9	67.7	66.0	66.1
Avg. Dist. to Rail [m]	3.8	1.7	0.7	0.7	1.9	4.0
Avg. Stride Freq. [Hz]	2.1	2.4	2.3	2.3	2.3	2.3
Avg. Stride Length [m]	4.6	7.4	7.9	7.7	7.8	7.7



- [] Ranking at each section and finish
- .-.- No data available at this section
- NA No data available



Horse/Jockey Name	Pangaea
Final Rank	4
Fastest Section Time (Section)	0:05.42 (Overall)
Top Speed [km/h] (Section)	66.8 (1000m)
Race State	Finished



Aquis Park Gold Coast Poly QLD Professional

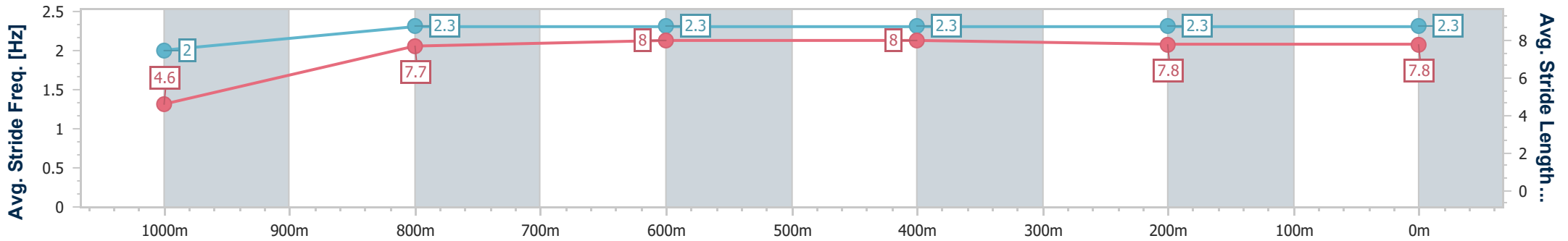
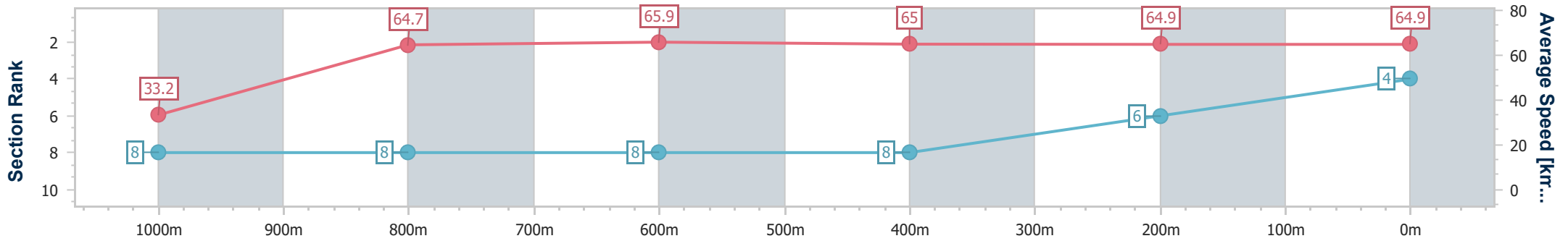
Race 5: COOLANGATTA SURF CLUB Class 1 Handicap - 1050m



20 April 2024 - 14:49

Track Rating: Synthetic, Weather: Fine, Rail Position: True

Section	Overall	1000m	800m	600m	400m	200m
Section Times	1:01.18 [4] (0:05.42)	0:55.76 [8] (0:11.19)	0:44.57 [8] (0:11.01)	0:33.56 [8] (0:11.25)	0:22.31 [8] (0:11.11)	0:11.20 [6] (0:11.20)
Average Speed [km/h]	33.2	64.7	65.9	65.0	64.9	64.9
Top Speed [km/h]	54.8	66.8	66.7	66.6	66.5	65.8
Avg. Dist. to Rail [m]	2.0	0.8	2.1	2.5	2.6	3.7
Avg. Stride Freq. [Hz]	2.0	2.3	2.3	2.3	2.3	2.3
Avg. Stride Length [m]	4.6	7.7	8.0	8.0	7.8	7.8



- [] Ranking at each section and finish
- .-.- No data available at this section
- NA No data available



Horse/Jockey Name	Velvet
Final Rank	5
Fastest Section Time (Section)	0:05.05 (Overall)
Top Speed [km/h] (Section)	67.3 (600m)
Race State	Finished



Aquis Park Gold Coast Poly QLD Professional

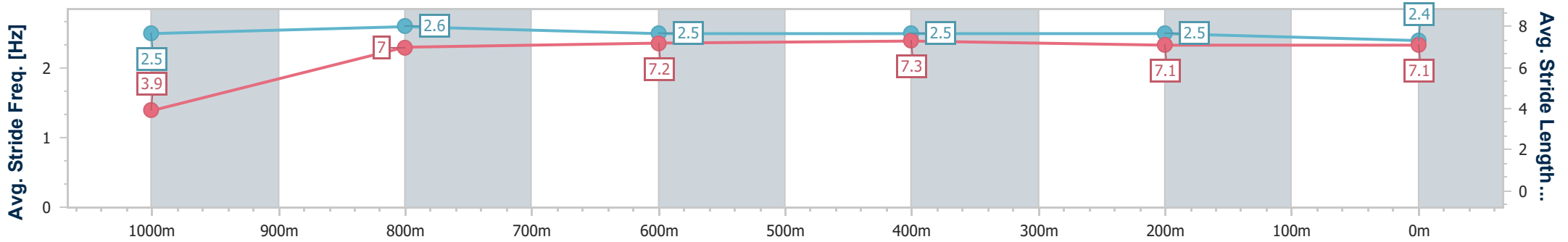
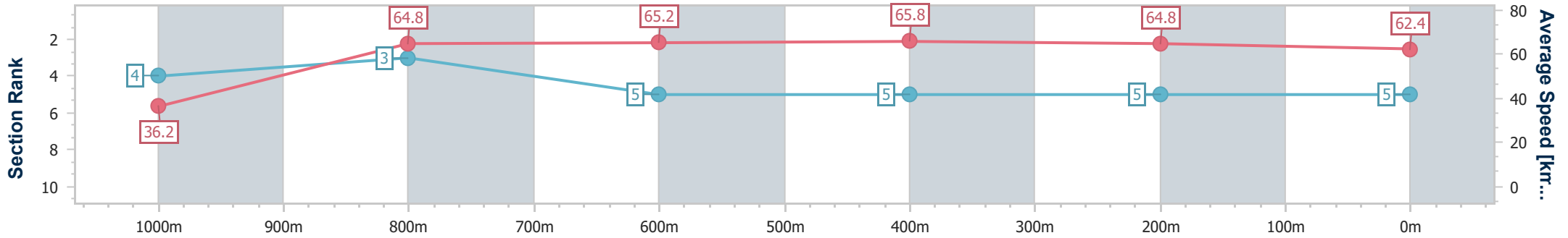
Race 5: COOLANGATTA SURF CLUB Class 1 Handicap - 1050m



20 April 2024 - 14:49

Track Rating: Synthetic, Weather: Fine, Rail Position: True

Section	Overall	1000m	800m	600m	400m	200m
Section Times	1:01.51 [5] (0:05.05)	0:56.46 [4] (0:11.15)	0:45.31 [3] (0:11.25)	0:34.06 [5] (0:11.22)	0:22.84 [5] (0:11.25)	0:11.59 [5] (0:11.59)
Average Speed [km/h]	36.2	64.8	65.2	65.8	64.8	62.4
Top Speed [km/h]	57.9	66.9	66.6	67.3	65.9	64.1
Avg. Dist. to Rail [m]	5.8	2.2	3.7	5.0	6.1	7.9
Avg. Stride Freq. [Hz]	2.5	2.6	2.5	2.5	2.5	2.4
Avg. Stride Length [m]	3.9	7.0	7.2	7.3	7.1	7.1



- [] Ranking at each section and finish
- .-.- No data available at this section
- NA No data available



Horse/Jockey Name	Captain Artie
Final Rank	6
Fastest Section Time (Section)	0:05.13 (Overall)
Top Speed [km/h] (Section)	66.9 (600m)
Race State	Finished



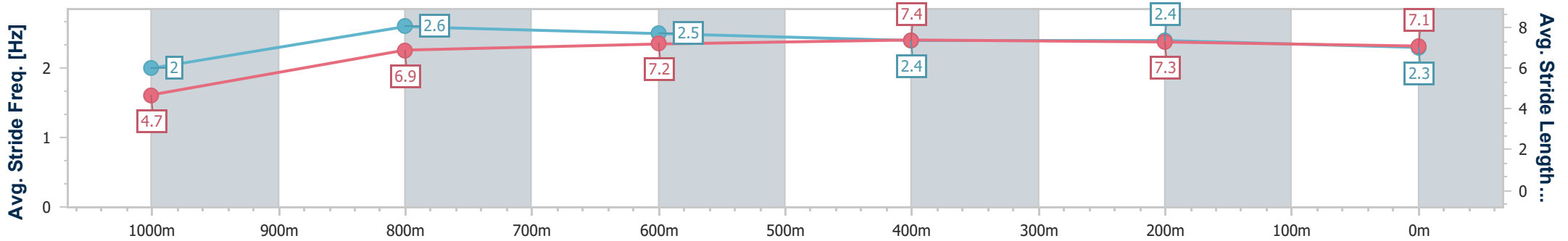
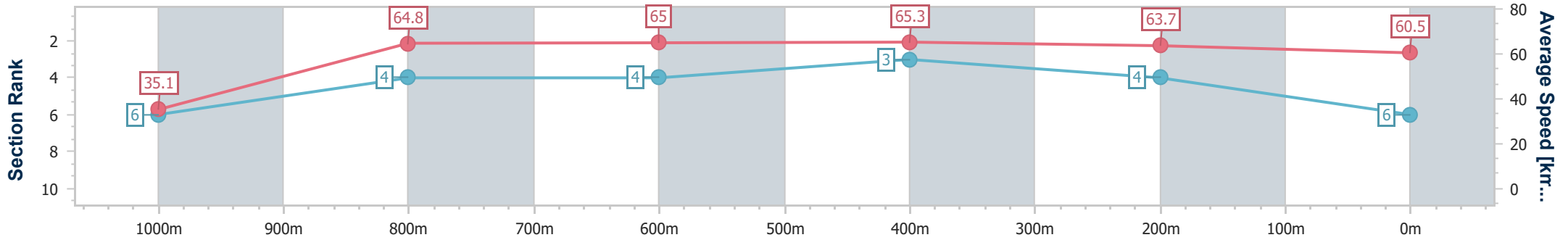
Aquis Park Gold Coast Poly QLD Professional
Race 5: COOLANGATTA SURF CLUB Class 1 Handicap - 1050m



20 April 2024 - 14:49

Track Rating: Synthetic, Weather: Fine, Rail Position: True

Section	Overall	1000m	800m	600m	400m	200m
Section Times	1:01.66 [6] (0:05.13)	0:56.53 [6] (0:11.09)	0:45.44 [4] (0:11.11)	0:34.33 [4] (0:11.05)	0:23.28 [3] (0:11.31)	0:11.97 [4]
Average Speed [km/h]	35.1	64.8	65.0	65.3	63.7	60.5
Top Speed [km/h]	56.3	66.6	66.2	66.9	64.9	63.7
Avg. Dist. to Rail [m]	0.4	0.5	0.6	0.5	0.9	0.9
Avg. Stride Freq. [Hz]	2.0	2.6	2.5	2.4	2.4	2.3
Avg. Stride Length [m]	4.7	6.9	7.2	7.4	7.3	7.1



- [] Ranking at each section and finish
- .-.- No data available at this section
- NA No data available



Horse/Jockey Name	Tamsin
Final Rank	7
Fastest Section Time (Section)	0:05.18 (Overall)
Top Speed [km/h] (Section)	66.6 (800m)
Race State	Finished



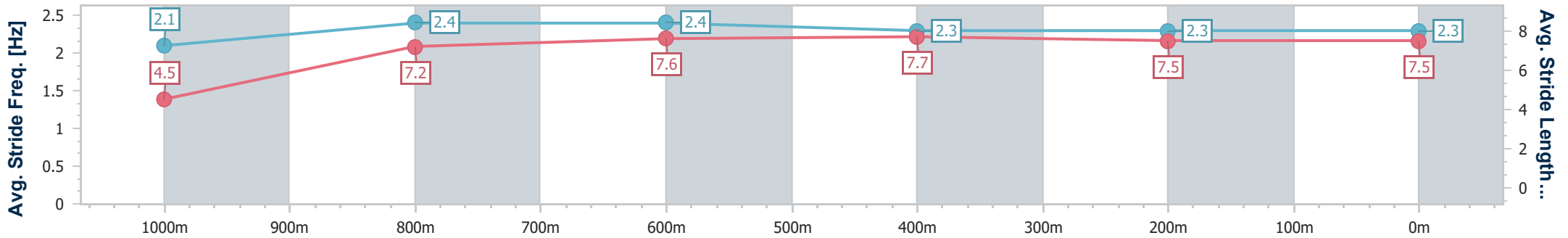
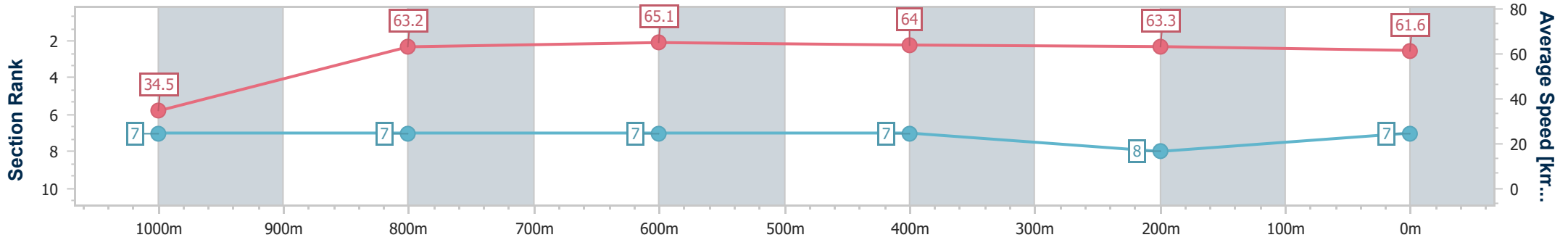
Aquis Park Gold Coast Poly QLD Professional
 Race 5: COOLANGATTA SURF CLUB Class 1 Handicap - 1050m



20 April 2024 - 14:49

Track Rating: Synthetic, Weather: Fine, Rail Position: True

Section	Overall	1000m	800m	600m	400m	200m
Section Times	1:01.97 [7] (0:05.18)	0:56.79 [7] (0:11.37)	0:45.42 [7] (0:11.04)	0:34.38 [7] (0:11.24)	0:23.14 [7] (0:11.40)	0:11.74 [8] (0:11.74)
Average Speed [km/h]	34.5	63.2	65.1	64.0	63.3	61.6
Top Speed [km/h]	55.4	65.8	66.6	65.5	63.8	62.9
Avg. Dist. to Rail [m]	2.9	0.7	0.7	0.3	1.3	2.2
Avg. Stride Freq. [Hz]	2.1	2.4	2.4	2.3	2.3	2.3
Avg. Stride Length [m]	4.5	7.2	7.6	7.7	7.5	7.5



- [] Ranking at each section and finish
- .-.- No data available at this section
- NA No data available



Horse/Jockey Name	Confirm Nor Deny
Final Rank	8
Fastest Section Time (Section)	0:04.98 (Overall)
Top Speed [km/h] (Section)	66.9 (1000m)
Race State	Finished



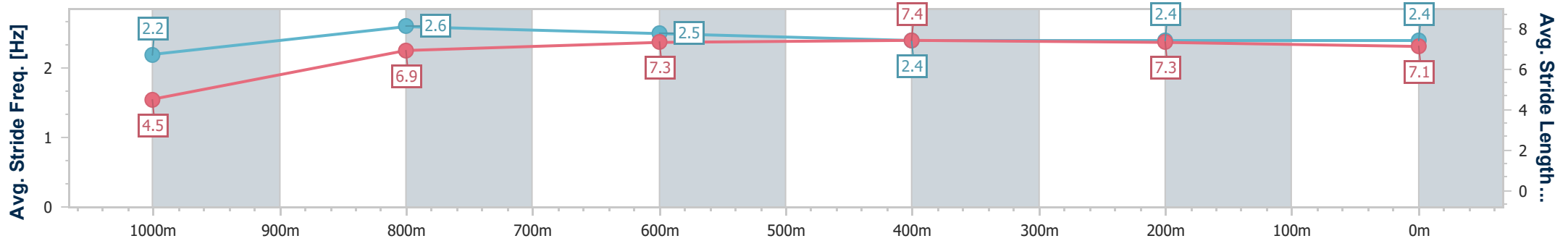
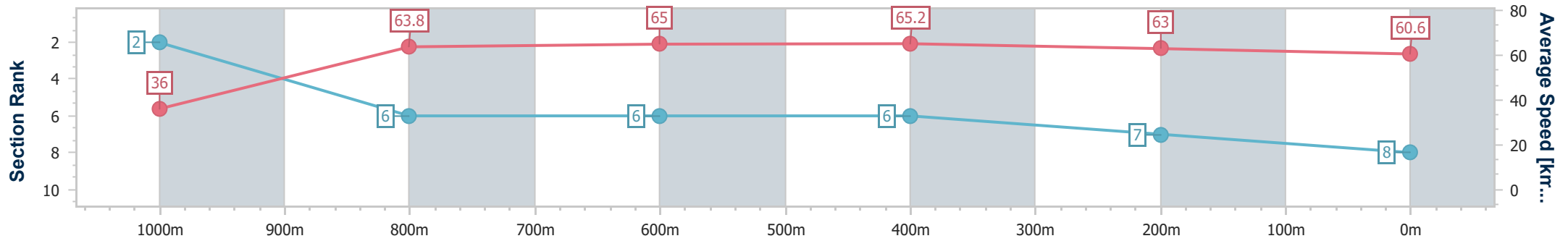
Aquis Park Gold Coast Poly QLD Professional
Race 5: COOLANGATTA SURF CLUB Class 1 Handicap - 1050m



20 April 2024 - 14:49

Track Rating: Synthetic, Weather: Fine, Rail Position: True

Section	Overall	1000m	800m	600m	400m	200m
Section Times	1:02.08 [8] (0:04.98)	0:57.10 [2] (0:11.39)	0:45.71 [6] (0:11.21)	0:34.50 [6] (0:11.11)	0:23.39 [6] (0:11.47)	0:11.92 [7] (0:11.92)
Average Speed [km/h]	36.0	63.8	65.0	65.2	63.0	60.6
Top Speed [km/h]	55.9	66.9	65.5	66.8	64.4	62.7
Avg. Dist. to Rail [m]	7.6	4.3	1.9	1.4	3.9	5.8
Avg. Stride Freq. [Hz]	2.2	2.6	2.5	2.4	2.4	2.4
Avg. Stride Length [m]	4.5	6.9	7.3	7.4	7.3	7.1



- [] Ranking at each section and finish
- .-.- No data available at this section
- NA No data available