



Aquis Park Gold Coast Poly QLD Professional
Race 3: BLOWFISH OCEAN GRILL + BAR QTIS Three-Year-Old Maiden
Handicap - 1050m
20 April 2024 - 13:39



Track Rating: Synthetic, Weather: Fine, Rail Position: True

Section		Field Times										Last 600m	
		Overall	1000m	800m	600m	400m	200m						0:33.97
		1:01.17 (0:05.06)	0:56.11 (0:11.09)	0:45.02 (0:11.05)	0:33.97 (0:11.24)	0:22.73 (0:11.24)	0:11.49 (0:11.49)						
Rank	TAB Horse/Jockey	Barrier	Top Speed [km/h]	Fastest Section								Margin	Distance Travelled [m]
1	6 MISSILE ONE Cody Collis	1	68.7	0:05.21	1:01.17 [1] (0:05.21)	0:55.96 [5] (0:10.96)	0:45.00 [2] (0:11.03)	0:33.97 [1] (0:11.24)	0:22.73 [1] (0:11.24)	0:11.49 [1] (0:11.49)	1:01.17	0:33.97	
2	1 EPIC FLASH Jag Guthmann-Chester	4	67.1	0:05.27	1:01.31 [2] (0:05.27)	0:56.04 [7] (0:11.20)	0:44.84 [5] (0:11.07)	0:33.77 [3] (0:11.01)	0:22.76 [2] (0:11.18)	0:11.58 [2] (0:11.58)	0.8L	0:33.77	+0
3	8 SILVERADO MISS Paul Hammersley	9	66.1	0:05.18	1:02.06 [3] (0:05.18)	0:56.88 [4] (0:11.43)	0:45.45 [7] (0:11.26)	0:34.19 [8] (0:11.34)	0:22.85 [6] (0:11.33)	0:11.52 [3] (0:11.52)	5.1L	0:34.19	+5
4	11 EXCEED TO AMBITION Jai Williams	7	68.3	0:05.07	1:02.45 [4] (0:05.07)	0:57.38 [2] (0:11.14)	0:46.24 [3] (0:11.45)	0:34.79 [4] (0:11.28)	0:23.51 [4] (0:11.64)	0:11.87 [4] (0:11.87)	7.4L	0:34.79	+2
5	7 ONATARE Wanderson D'Avila	8	66.8	0:05.46	1:02.55 [5] (0:05.46)	0:57.09 [9] (0:11.28)	0:45.81 [8] (0:11.12)	0:34.69 [7] (0:11.48)	0:23.21 [8] (0:11.53)	0:11.68 [7] (0:11.68)	7.9L	0:34.69	+9
6	12 DESTINY DALAI Luke Miller	10	66.5	0:05.13	1:02.61 [6] (0:05.13)	0:57.48 [3] (0:11.24)	0:46.24 [4] (0:11.39)	0:34.85 [5] (0:11.38)	0:23.47 [5] (0:11.53)	0:11.94 [5] (0:11.94)	8.1L	0:34.85	+7
7	3 GO THE GUINNESS Danny Peisley	5	66.8	0:05.46	1:03.09 [7] (0:05.46)	0:57.63 [8] (0:11.30)	0:46.33 [9] (0:11.23)	0:35.10 [9] (0:11.43)	0:23.67 [9] (0:11.58)	0:12.09 [8] (0:12.09)	10.9L	0:35.10	-2
8	5 HANK THE HUSTLER Yvette Lewis	3	66.6	0:05.06	1:03.35 [8] (0:05.06)	0:58.29 [1] (0:11.09)	0:47.20 [1] (0:11.32)	0:35.88 [2] (0:11.39)	0:24.49 [3] (0:11.87)	0:12.62 [6] (0:12.62)	12.4L	0:35.88	+1
9	10 TWOPOINTFOUR Lilli Barr	2	67.3	0:05.22	1:03.98 [9] (0:05.22)	0:58.76 [6] (0:11.28)	0:47.48 [6] (0:11.32)	0:36.16 [6] (0:11.50)	0:24.66 [7] (0:11.98)	0:12.68 [9] (0:12.68)	15.9L	0:36.16	-1

Scratched: Woolmar (#2), She's A Ferrari (#9), Pass The Wine (#4)



Horse/Jockey Name	Missile One
Final Rank	1
Fastest Section Time (Section)	0:05.21 (Overall)
Top Speed [km/h] (Section)	68.7 (1000m)
Race State	Finished



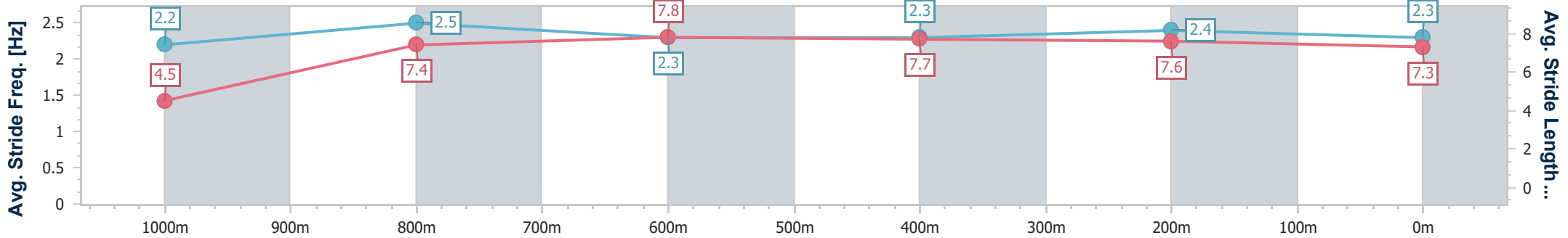
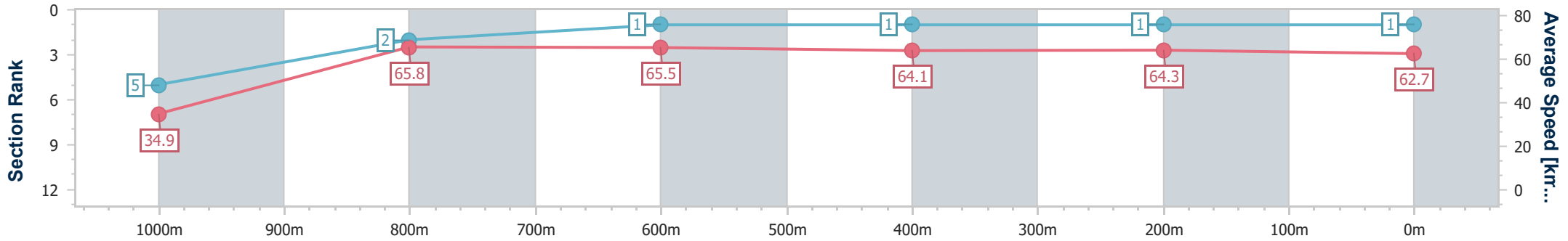
Aquis Park Gold Coast Poly QLD Professional
 Race 3: BLOWFISH OCEAN GRILL + BAR QTIS Three-Year-Old MAIDEN HANDICAP - 1050m



20 April 2024 - 13:39

Track Rating: Synthetic, Weather: Fine, Rail Position: True

Section	Overall	1000m	800m	600m	400m	200m
Section Times	1:01.17 [1] (0:05.21)	0:55.96 [5] (0:10.96)	0:45.00 [2] (0:11.03)	0:33.97 [1] (0:11.24)	0:22.73 [1] (0:11.24)	0:11.49 [1] (0:11.49)
Average Speed [km/h]	34.9	65.8	65.5	64.1	64.3	62.7
Top Speed [km/h]	56.6	68.7	66.8	65.2	66.6	67.3
Avg. Dist. to Rail [m]	0.6	0.7	0.9	1.1	1.2	2.4
Avg. Stride Freq. [Hz]	2.2	2.5	2.3	2.3	2.4	2.3
Avg. Stride Length [m]	4.5	7.4	7.8	7.7	7.6	7.3



- [] Ranking at each section and finish
- .-.-.- No data available at this section
- NA No data available



Horse/Jockey Name	Epic Flash
Final Rank	2
Fastest Section Time (Section)	0:05.27 (Overall)
Top Speed [km/h] (Section)	67.1 (1000m)
Race State	Finished

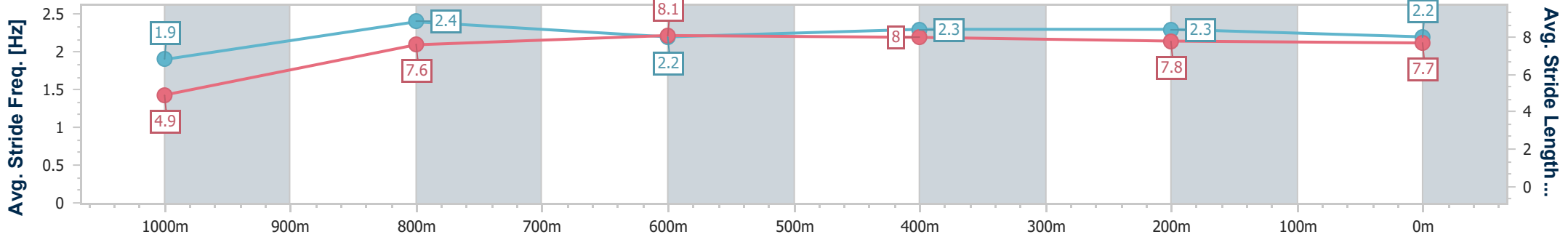
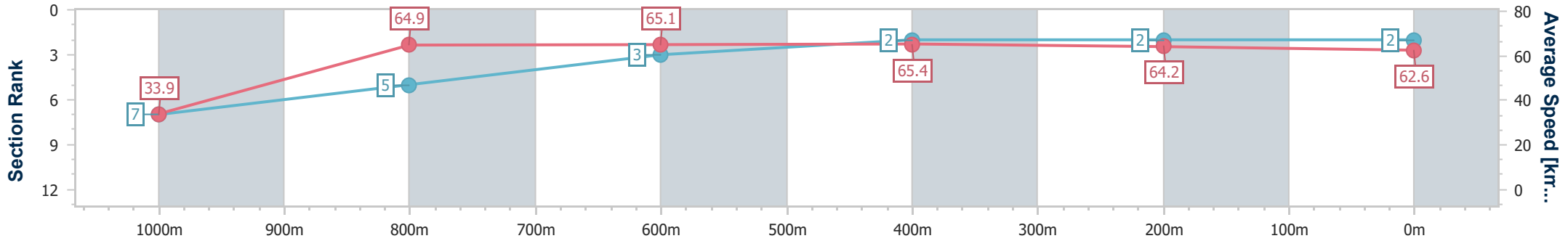


Aquis Park Gold Coast Poly QLD Professional
 Race 3: BLOWFISH OCEAN GRILL + BAR QTIS Three-Year-Old MAIDEN HANDICAP - 1050m
 AQUIS PARK
 HOME OF THE GOLD COAST
 TURF CLUB & SPORT CENTRE

20 April 2024 - 13:39

Track Rating: Synthetic, Weather: Fine, Rail Position: True

Section	Overall	1000m	800m	600m	400m	200m
Section Times	1:01.31 [2] (0:05.27)	0:56.04 [7] (0:11.20)	0:44.84 [5] (0:11.07)	0:33.77 [3] (0:11.01)	0:22.76 [2] (0:11.18)	0:11.58 [2] (0:11.58)
Average Speed [km/h]	33.9	64.9	65.1	65.4	64.2	62.6
Top Speed [km/h]	56.3	67.1	67.1	66.7	64.8	63.4
Avg. Dist. to Rail [m]	3.8	2.6	0.7	0.4	2.4	4.3
Avg. Stride Freq. [Hz]	1.9	2.4	2.2	2.3	2.3	2.2
Avg. Stride Length [m]	4.9	7.6	8.1	8.0	7.8	7.7



- [] Ranking at each section and finish
- .-.- No data available at this section
- NA No data available



Horse/Jockey Name	Silverado Miss
Final Rank	3
Fastest Section Time (Section)	0:05.18 (Overall)
Top Speed [km/h] (Section)	66.1 (600m)
Race State	Finished

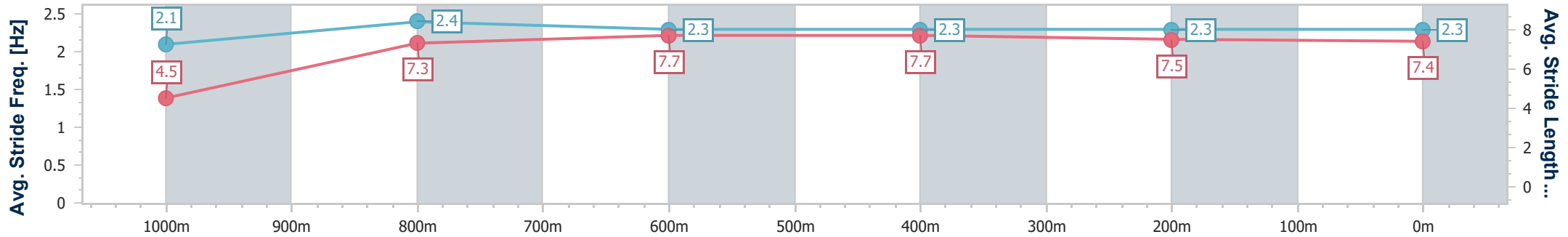
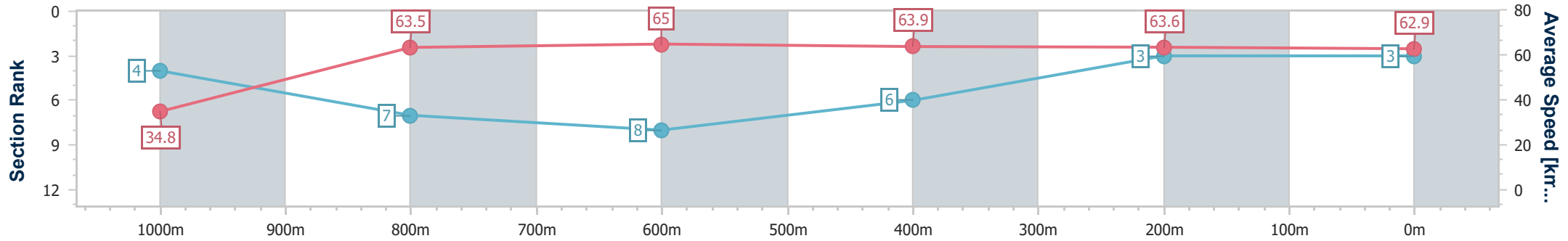


Aquis Park Gold Coast Poly QLD Professional
 Race 3: BLOWFISH OCEAN GRILL + BAR QTIS Three-Year-Old MAIDEN HANDICAP - 1050m
 AQUIS PARK
 HOME OF THE GOLD COAST TURF CLUB & SPORT CENTRE

20 April 2024 - 13:39

Track Rating: Synthetic, Weather: Fine, Rail Position: True

Section	Overall	1000m	800m	600m	400m	200m
Section Times	1:02.06 [3] (0:05.18)	0:56.88 [4] (0:11.43)	0:45.45 [7] (0:11.26)	0:34.19 [8] (0:11.34)	0:22.85 [6] (0:11.33)	0:11.52 [3] (0:11.52)
Average Speed [km/h]	34.8	63.5	65.0	63.9	63.6	62.9
Top Speed [km/h]	54.8	65.3	65.7	66.1	64.7	64.1
Avg. Dist. to Rail [m]	7.4	4.1	2.7	2.1	0.6	1.5
Avg. Stride Freq. [Hz]	2.1	2.4	2.3	2.3	2.3	2.3
Avg. Stride Length [m]	4.5	7.3	7.7	7.7	7.5	7.4



- [] Ranking at each section and finish
- .-.- No data available at this section
- NA No data available



Horse/Jockey Name	Exceed To Ambition
Final Rank	4
Fastest Section Time (Section)	0:05.07 (Overall)
Top Speed [km/h] (Section)	68.3 (1000m)
Race State	Finished



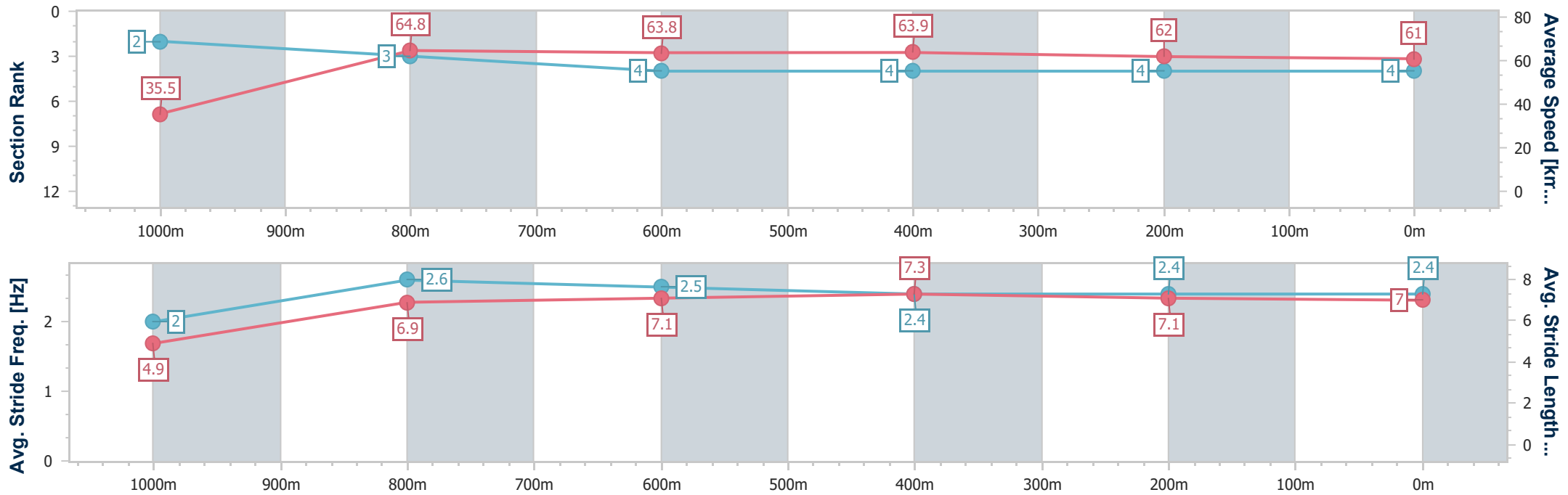
Aquis Park Gold Coast Poly QLD Professional
 Race 3: BLOWFISH OCEAN GRILL + BAR QTIS Three-Year-Old MAIDEN HANDICAP - 1050M



20 April 2024 - 13:39

Track Rating: Synthetic, Weather: Fine, Rail Position: True

Section	Overall	1000m	800m	600m	400m	200m
Section Times	1:02.45 [4] (0:05.07)	0:57.38 [2] (0:11.14)	0:46.24 [3] (0:11.45)	0:34.79 [4] (0:11.28)	0:23.51 [4] (0:11.64)	0:11.87 [4] (0:11.87)
Average Speed [km/h]	35.5	64.8	63.8	63.9	62.0	61.0
Top Speed [km/h]	56.7	68.3	64.9	64.9	63.7	63.7
Avg. Dist. to Rail [m]	5.1	3.1	2.2	1.5	2.1	4.3
Avg. Stride Freq. [Hz]	2.0	2.6	2.5	2.4	2.4	2.4
Avg. Stride Length [m]	4.9	6.9	7.1	7.3	7.1	7.0



- [] Ranking at each section and finish
- .-.- No data available at this section
- NA No data available



Horse/Jockey Name	Onatare
Final Rank	5
Fastest Section Time (Section)	0:05.46 (Overall)
Top Speed [km/h] (Section)	66.8 (1000m)
Race State	Finished



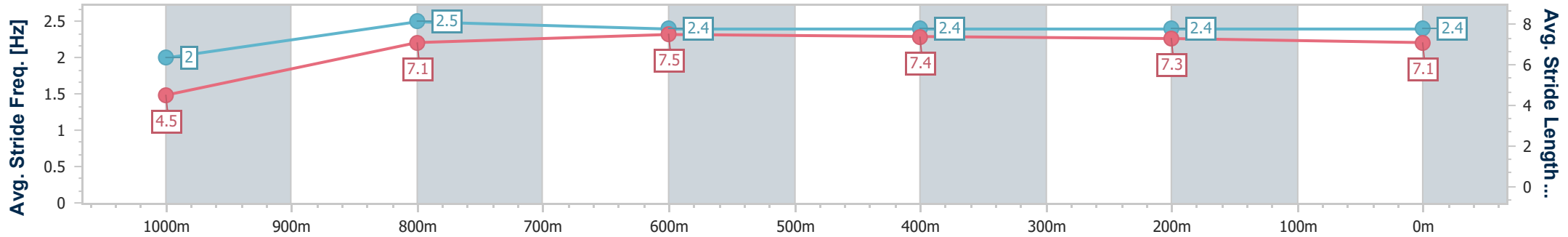
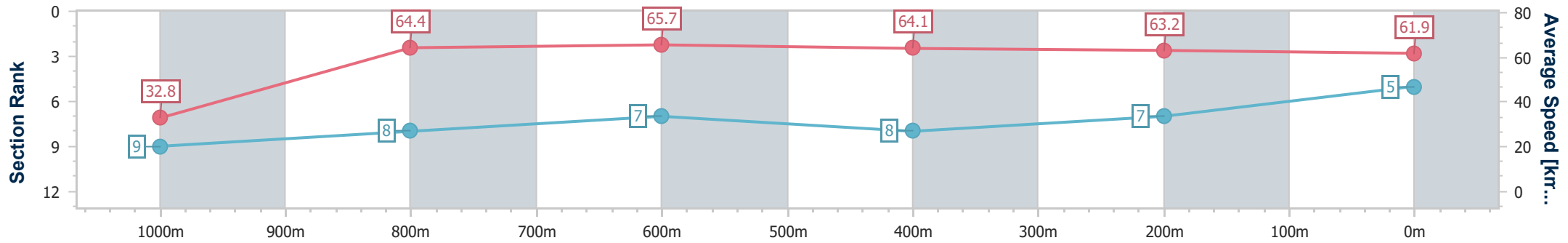
Aquis Park Gold Coast Poly QLD Professional
 Race 3: BLOWFISH OCEAN GRILL + BAR QTIS Three-Year-Old MAIDEN HANDICAP - 1050M



20 April 2024 - 13:39

Track Rating: Synthetic, Weather: Fine, Rail Position: True

Section	Overall	1000m	800m	600m	400m	200m
Section Times	1:02.55 [5] (0:05.46)	0:57.09 [9] (0:11.28)	0:45.81 [8] (0:11.12)	0:34.69 [7] (0:11.48)	0:23.21 [8] (0:11.53)	0:11.68 [7] (0:11.68)
Average Speed [km/h]	32.8	64.4	65.7	64.1	63.2	61.9
Top Speed [km/h]	56.3	66.8	66.8	65.3	65.3	62.9
Avg. Dist. to Rail [m]	5.8	3.8	2.7	4.2	5.7	5.8
Avg. Stride Freq. [Hz]	2.0	2.5	2.4	2.4	2.4	2.4
Avg. Stride Length [m]	4.5	7.1	7.5	7.4	7.3	7.1



- [] Ranking at each section and finish
- .-.- No data available at this section
- NA No data available



Horse/Jockey Name	Destiny Dalai
Final Rank	6
Fastest Section Time (Section)	0:05.13 (Overall)
Top Speed [km/h] (Section)	66.5 (1000m)
Race State	Finished



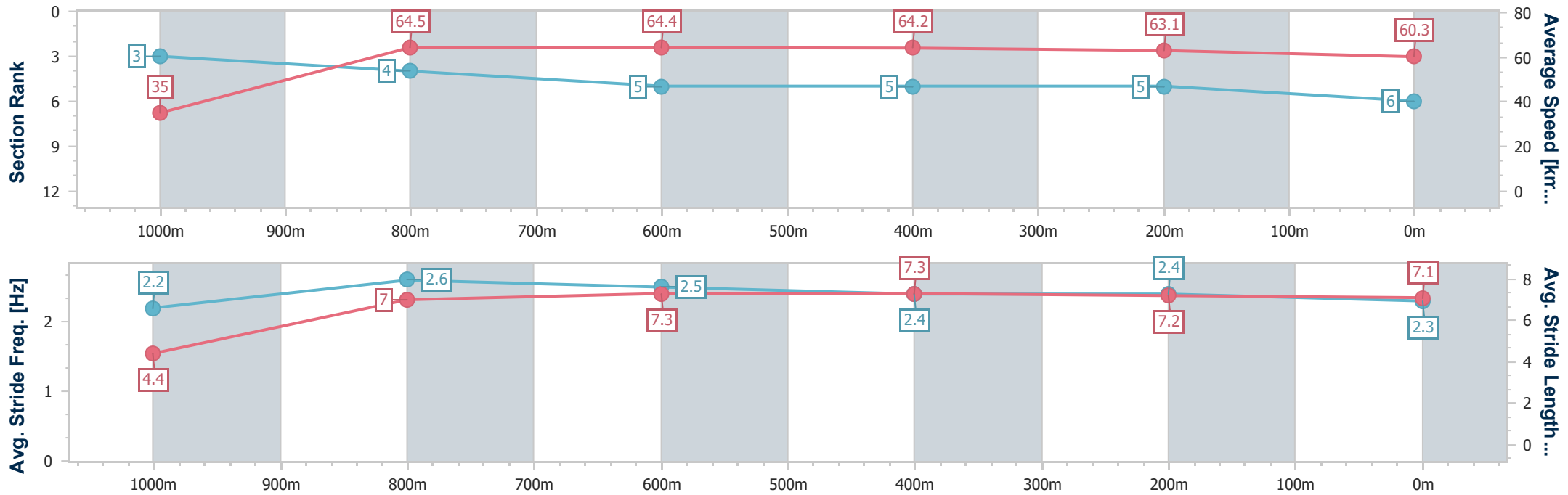
Aquis Park Gold Coast Poly QLD Professional
 Race 3: BLOWFISH OCEAN GRILL + BAR QTIS Three-Year-Old MAIDEN HANDICAP - 1050m



20 April 2024 - 13:39

Track Rating: Synthetic, Weather: Fine, Rail Position: True

Section	Overall	1000m	800m	600m	400m	200m
Section Times	1:02.61 [6] (0:05.13)	0:57.48 [3] (0:11.24)	0:46.24 [4] (0:11.39)	0:34.85 [5] (0:11.38)	0:23.47 [5] (0:11.53)	0:11.94 [5] (0:11.94)
Average Speed [km/h]	35.0	64.5	64.4	64.2	63.1	60.3
Top Speed [km/h]	56.5	66.5	66.3	65.4	64.7	62.4
Avg. Dist. to Rail [m]	8.0	4.8	3.1	3.7	5.3	5.9
Avg. Stride Freq. [Hz]	2.2	2.6	2.5	2.4	2.4	2.3
Avg. Stride Length [m]	4.4	7.0	7.3	7.3	7.2	7.1



- [] Ranking at each section and finish
- .-.- No data available at this section
- NA No data available



Horse/Jockey Name	Go The Guinness
Final Rank	7
Fastest Section Time (Section)	0:05.46 (Overall)
Top Speed [km/h] (Section)	66.8 (1000m)
Race State	Finished



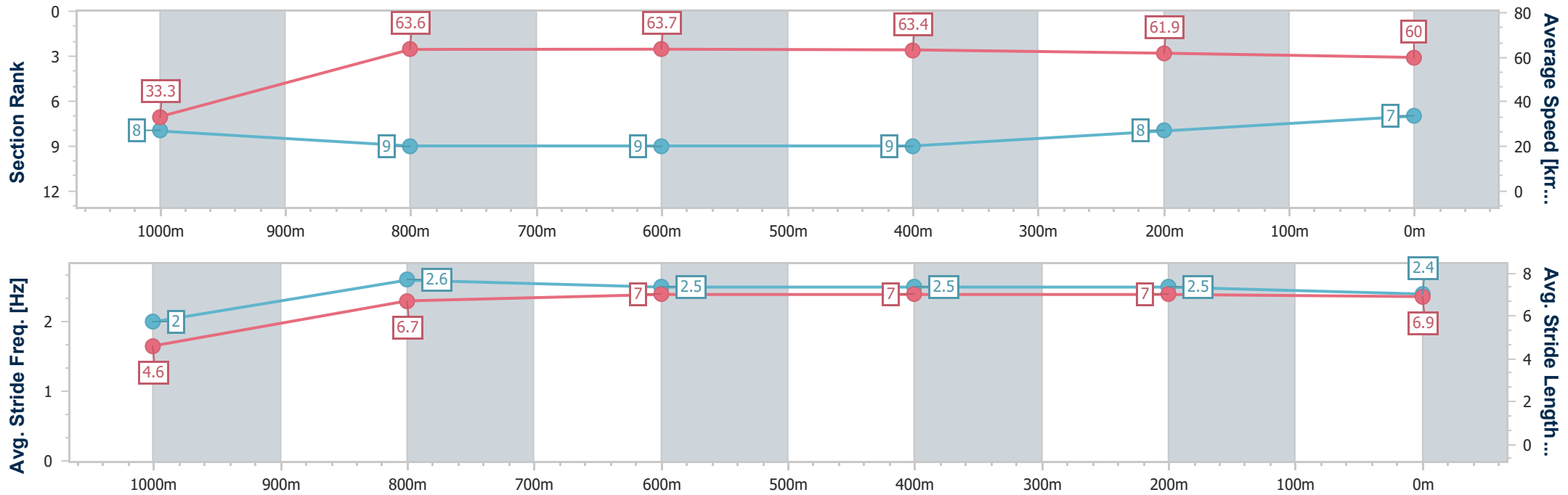
Aquis Park Gold Coast Poly QLD Professional
 Race 3: BLOWFISH OCEAN GRILL + BAR QTIS Three-Year-Old MAIDEN HANDICAP - 1050M



20 April 2024 - 13:39

Track Rating: Synthetic, Weather: Fine, Rail Position: True

Section	Overall	1000m	800m	600m	400m	200m
Section Times	1:03.09 [7] (0:05.46)	0:57.63 [8] (0:11.30)	0:46.33 [9] (0:11.23)	0:35.10 [9] (0:11.43)	0:23.67 [9] (0:11.58)	0:12.09 [8] (0:12.09)
Average Speed [km/h]	33.3	63.6	63.7	63.4	61.9	60.0
Top Speed [km/h]	54.9	66.8	65.1	64.8	63.5	62.0
Avg. Dist. to Rail [m]	3.5	1.2	1.3	0.9	1.4	2.1
Avg. Stride Freq. [Hz]	2.0	2.6	2.5	2.5	2.5	2.4
Avg. Stride Length [m]	4.6	6.7	7.0	7.0	7.0	6.9



- [] Ranking at each section and finish
- .-.- No data available at this section
- NA No data available



Horse/Jockey Name	Hank The Hustler
Final Rank	8
Fastest Section Time (Section)	0:05.06 (Overall)
Top Speed [km/h] (Section)	66.6 (1000m)
Race State	Finished



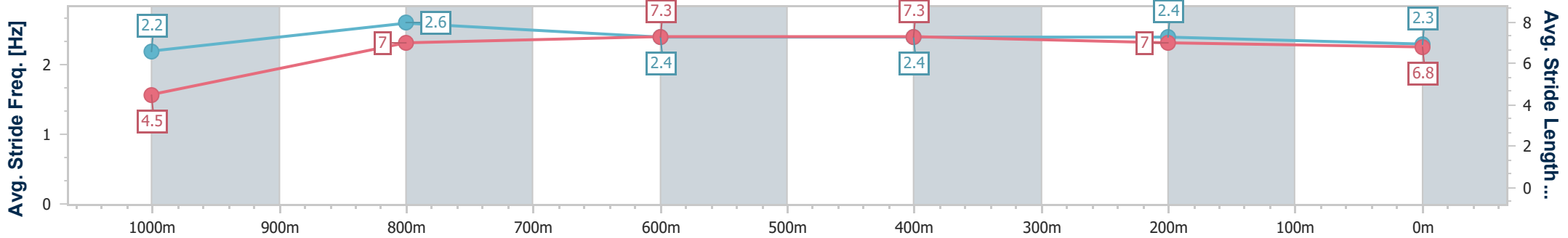
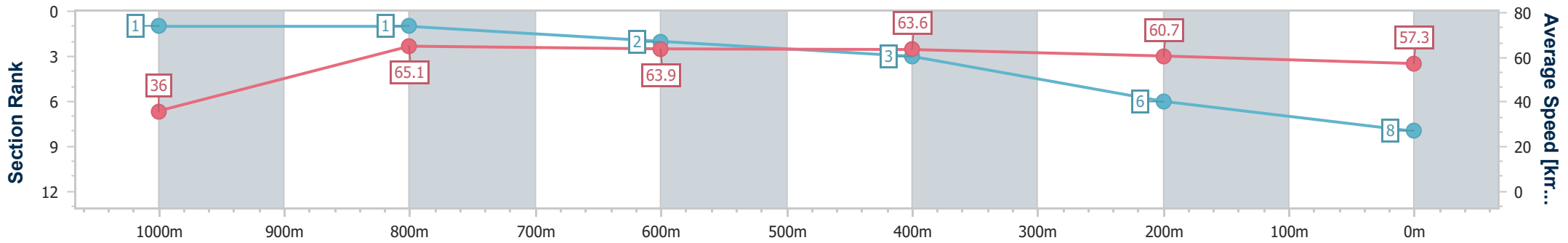
Aquis Park Gold Coast Poly QLD Professional
 Race 3: BLOWFISH OCEAN GRILL + BAR QTIS Three-Year-Old MAIDEN HANDICAP - 1050m



20 April 2024 - 13:39

Track Rating: Synthetic, Weather: Fine, Rail Position: True

Section	Overall	1000m	800m	600m	400m	200m
Section Times	1:03.35 [8] (0:05.06)	0:58.29 [1] (0:11.09)	0:47.20 [1] (0:11.32)	0:35.88 [2] (0:11.39)	0:24.49 [3] (0:11.87)	0:12.62 [6] (0:12.62)
Average Speed [km/h]	36.0	65.1	63.9	63.6	60.7	57.3
Top Speed [km/h]	56.7	66.6	65.6	65.2	63.3	60.3
Avg. Dist. to Rail [m]	2.5	1.6	1.0	1.3	3.2	5.7
Avg. Stride Freq. [Hz]	2.2	2.6	2.4	2.4	2.4	2.3
Avg. Stride Length [m]	4.5	7.0	7.3	7.3	7.0	6.8



- [] Ranking at each section and finish
- .-.- No data available at this section
- NA No data available



Horse/Jockey Name	Twopointfour
Final Rank	9
Fastest Section Time (Section)	0:05.22 (Overall)
Top Speed [km/h] (Section)	67.3 (1000m)
Race State	Finished

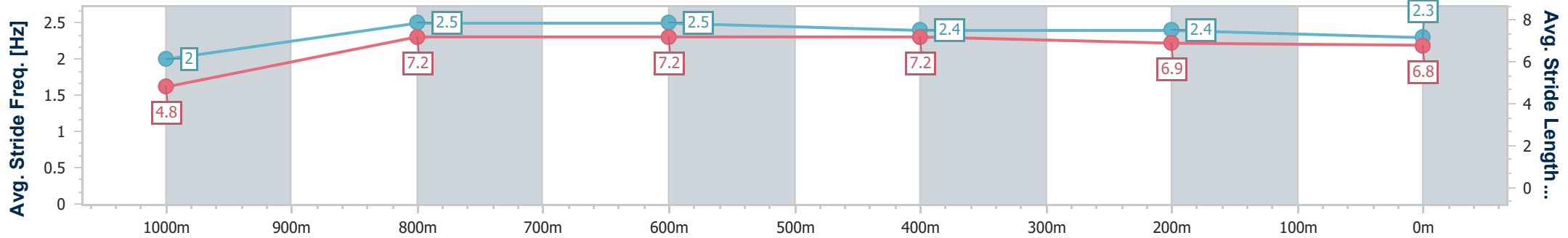
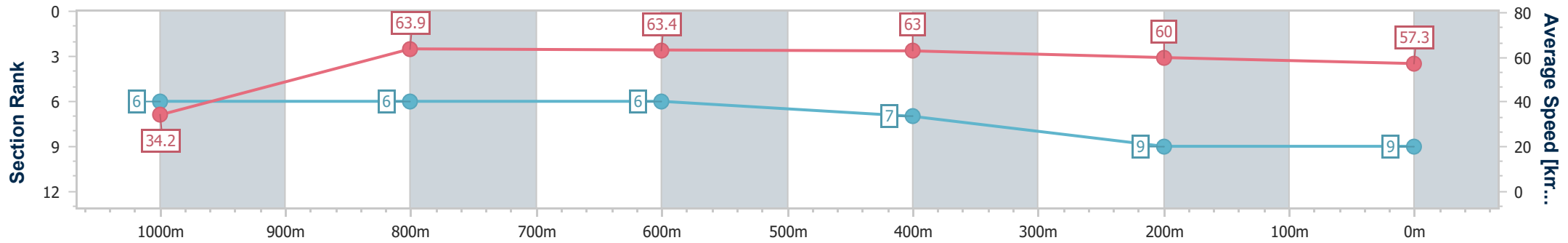


Aquis Park Gold Coast Poly QLD Professional
 Race 3: BLOWFISH OCEAN GRILL + BAR QTIS Three-Year-Old MAIDEN HANDICAP - 1050M
 AQUIS PARK
 HOME OF THE GOLD COAST
 TURF CLUB & SPORT CENTRE

20 April 2024 - 13:39

Track Rating: Synthetic, Weather: Fine, Rail Position: True

Section	Overall	1000m	800m	600m	400m	200m
Section Times	1:03.98 [9] (0:05.22)	0:58.76 [6] (0:11.28)	0:47.48 [6] (0:11.32)	0:36.16 [6] (0:11.50)	0:24.66 [7] (0:11.98)	0:12.68 [9] (0:12.68)
Average Speed [km/h]	34.2	63.9	63.4	63.0	60.0	57.3
Top Speed [km/h]	55.4	67.3	64.8	65.1	61.0	59.1
Avg. Dist. to Rail [m]	1.3	0.9	0.5	0.4	1.0	1.7
Avg. Stride Freq. [Hz]	2.0	2.5	2.5	2.4	2.4	2.3
Avg. Stride Length [m]	4.8	7.2	7.2	7.2	6.9	6.8



- [] Ranking at each section and finish
- .-.- No data available at this section
- NA No data available