



Aquis Park Gold Coast Poly QLD Professional

Race 2: MAGGIE CHOO QTIS Two-Year-Old Maiden Plate - 1050m

20 April 2024 - 13:04



Track Rating: Synthetic, Weather: Fine, Rail Position: True

Section		Overall	1000m	800m	600m	400m	200m	Last 600m					
Field Times		1:00.75 (0:04.78)	0:55.97 (0:11.28)	0:44.69 (0:11.10)	0:33.59 (0:11.07)	0:22.52 (0:11.03)	0:11.49 (0:11.49)	0:33.59					
Rank	TAB Horse/Jockey	Barrier	Top Speed [km/h]	Fastest Section							Margin	Distance Travelled [m]	
1	4 SILVA 'N' SUAVE Jag Guthmann-Chester	5	66.9 800m	0:04.78 Overall	1:00.75 [1] (0:04.78)	0:55.97 [1] (0:11.28)	0:44.69 [1] (0:11.14)	0:33.55 [2] (0:11.03)	0:22.52 [1] (0:11.03)	0:11.49 [1] (0:11.49)	1:00.75	0:33.55	
2	5 THUNDEROUS Brendan Ward	3	67.2 1000m	0:04.85 Overall	1:01.27 [2] (0:04.85)	0:56.42 [2] (0:11.25)	0:45.17 [2] (0:11.21)	0:33.96 [3] (0:11.19)	0:22.77 [3] (0:11.13)	0:11.64 [2] (0:11.64)	3L	0:33.96	+7
3	3 MISHANI HITMAN Danny Peisley	4	68.9 1000m	0:05.07 Overall	1:01.71 [3] (0:05.07)	0:56.64 [5] (0:11.15)	0:45.49 [3] (0:10.94)	0:34.55 [1] (0:11.29)	0:23.26 [2] (0:11.47)	0:11.79 [3] (0:11.79)	5.5L	0:34.55	+9
4	10 SODAMCUTE Matthew Palmer	2	67.5 1000m	0:05.19 Overall	1:01.79 [4] (0:05.19)	0:56.60 [8] (0:11.19)	0:45.41 [5] (0:11.14)	0:34.27 [4] (0:11.27)	0:23.00 [4] (0:11.48)	0:11.52 [4] (0:11.52)	5.8L	0:34.27	+3
5	6 HERE'S TO POWER Cody Collis	7	66.5 600m	0:05.10 Overall	1:02.30 [5] (0:05.10)	0:57.20 [6] (0:11.29)	0:45.91 [6] (0:11.18)	0:34.73 [5] (0:11.51)	0:23.22 [6] (0:11.58)	0:11.64 [5] (0:11.64)	8.8L	0:34.73	+9
6	8 MISHANI EMPIRE Emily Lang	1	66.9 600m	0:05.52 Overall	1:02.30 [6] (0:05.52)	0:56.78 [9] (0:11.62)	0:45.16 [9] (0:11.08)	0:34.08 [9] (0:11.17)	0:22.91 [9] (0:11.30)	0:11.61 [6] (0:11.61)	8.9L	0:34.08	+5
7	2 HORRIBLE HANK Chris Meehan	8	67.1 1000m	0:05.05 Overall	1:02.72 [7] (0:05.05)	0:57.67 [4] (0:11.38)	0:46.29 [7] (0:11.42)	0:34.87 [8] (0:11.41)	0:23.46 [7] (0:11.62)	0:11.84 [8] (0:11.84)	11.2L	0:34.87	+13
8	9 MISHANI INVINCIBLE Luke Miller	9	67.0 800m	0:05.13 Overall	1:03.11 [8] (0:05.13)	0:57.98 [7] (0:11.40)	0:46.58 [8] (0:11.05)	0:35.53 [6] (0:11.47)	0:24.06 [5] (0:11.75)	0:12.31 [7] (0:12.31)	13.5L	0:35.53	+6
9	7 ILIOS Andrew Spinks	6	67.6 1000m	0:05.00 Overall	1:04.74 [9] (0:05.00)	0:59.74 [3] (0:11.26)	0:48.48 [4] (0:11.51)	0:36.97 [7] (0:11.57)	0:25.40 [8] (0:12.24)	0:13.16 [9] (0:13.16)	23L	0:36.97	+15

Scratched: Butwedid (#1)

[] Ranking at each section and finish
 -:-:- No data available at this section
 NA No data available

SCN Saddle cloth number
 DNF Did not finish
 DNT Did not track



Horse/Jockey Name	Silva 'N' Suave
Final Rank	1
Fastest Section Time (Section)	0:04.78 (Overall)
Top Speed [km/h] (Section)	66.9 (800m)
Race State	Finished



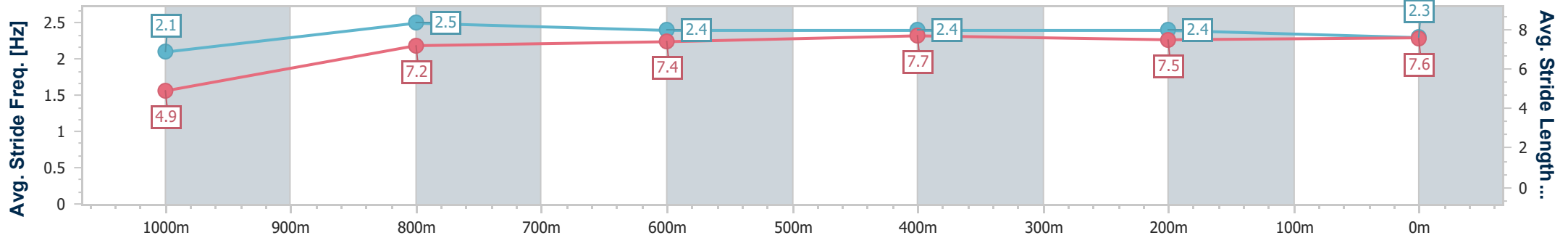
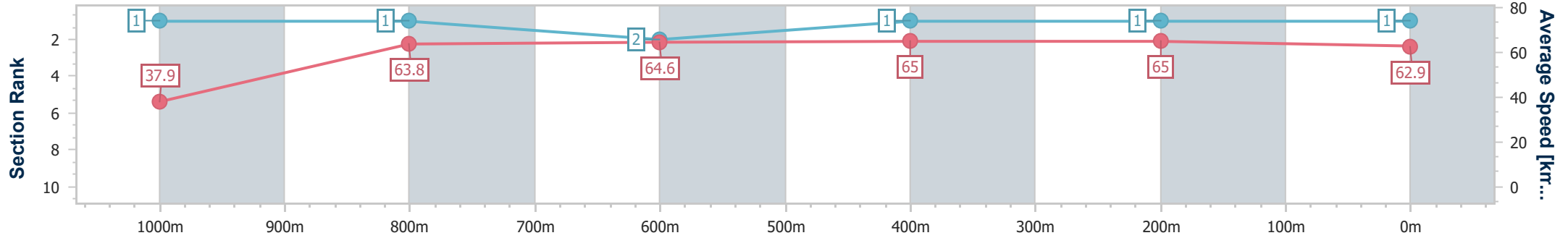
Aquis Park Gold Coast Poly QLD Professional
Race 2: MAGGIE CHOO QTIS Two-Year-Old Maiden Plate - 1050m



20 April 2024 - 13:04

Track Rating: Synthetic, Weather: Fine, Rail Position: True

Section	Overall	1000m	800m	600m	400m	200m
Section Times	1:00.75 [1] (0:04.78)	0:55.97 [1] (0:11.28)	0:44.69 [1] (0:11.14)	0:33.55 [2] (0:11.03)	0:22.52 [1] (0:11.03)	0:11.49 [1] (0:11.49)
Average Speed [km/h]	37.9	63.8	64.6	65.0	65.0	62.9
Top Speed [km/h]	58.7	65.7	66.9	66.0	66.5	65.1
Avg. Dist. to Rail [m]	4.2	1.0	0.4	0.7	0.4	0.2
Avg. Stride Freq. [Hz]	2.1	2.5	2.4	2.4	2.4	2.3
Avg. Stride Length [m]	4.9	7.2	7.4	7.7	7.5	7.6



- [] Ranking at each section and finish
- .-.- No data available at this section
- NA No data available



Horse/Jockey Name	Thunderous
Final Rank	2
Fastest Section Time (Section)	0:04.85 (Overall)
Top Speed [km/h] (Section)	67.2 (1000m)
Race State	Finished



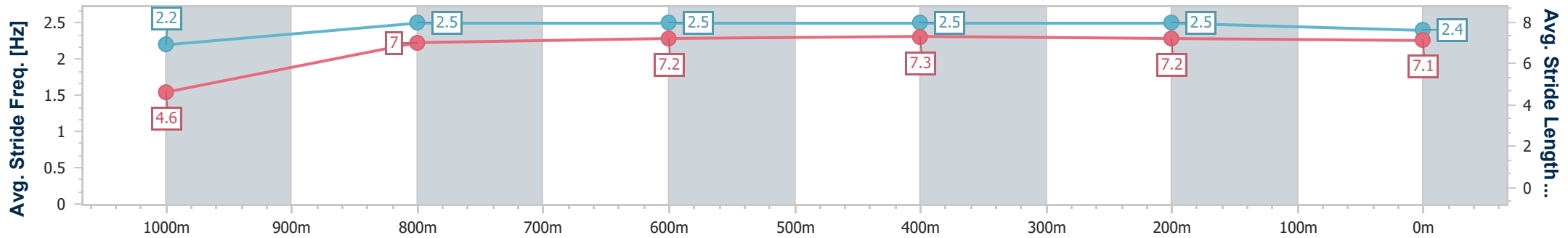
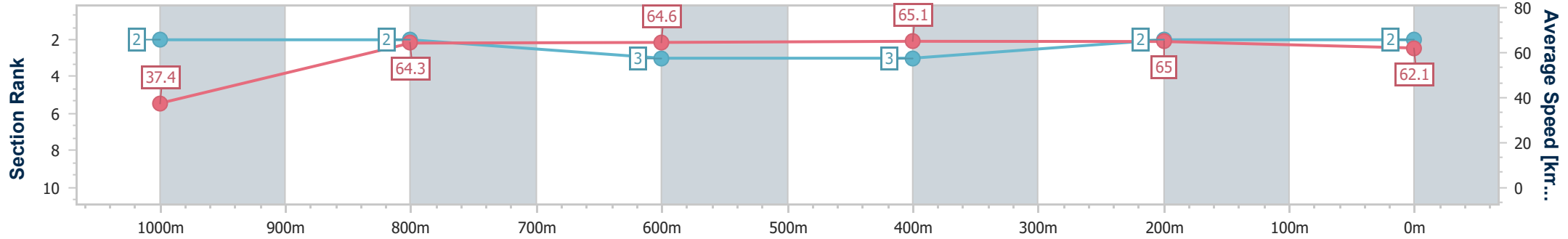
Aquis Park Gold Coast Poly QLD Professional
Race 2: MAGGIE CHOO QTIS Two-Year-Old Maiden Plate - 1050m



20 April 2024 - 13:04

Track Rating: Synthetic, Weather: Fine, Rail Position: True

Section	Overall	1000m	800m	600m	400m	200m
Section Times	1:01.27 [2] (0:04.85)	0:56.42 [2] (0:11.25)	0:45.17 [2] (0:11.21)	0:33.96 [3] (0:11.19)	0:22.77 [3] (0:11.13)	0:11.64 [2] (0:11.64)
Average Speed [km/h]	37.4	64.3	64.6	65.1	65.0	62.1
Top Speed [km/h]	55.6	67.2	65.4	65.7	65.8	64.6
Avg. Dist. to Rail [m]	2.2	1.1	2.0	1.9	1.5	2.2
Avg. Stride Freq. [Hz]	2.2	2.5	2.5	2.5	2.5	2.4
Avg. Stride Length [m]	4.6	7.0	7.2	7.3	7.2	7.1



- [] Ranking at each section and finish
- .-.- No data available at this section
- NA No data available



Horse/Jockey Name	Mishani Hitman
Final Rank	3
Fastest Section Time (Section)	0:05.07 (Overall)
Top Speed [km/h] (Section)	68.9 (1000m)
Race State	Finished



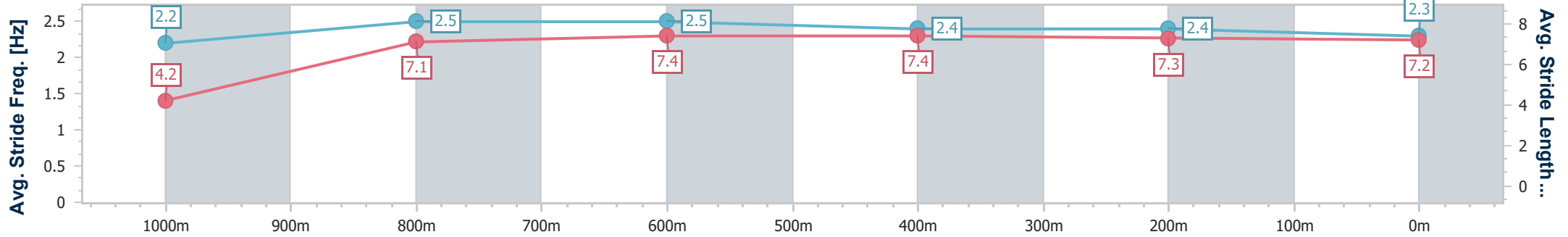
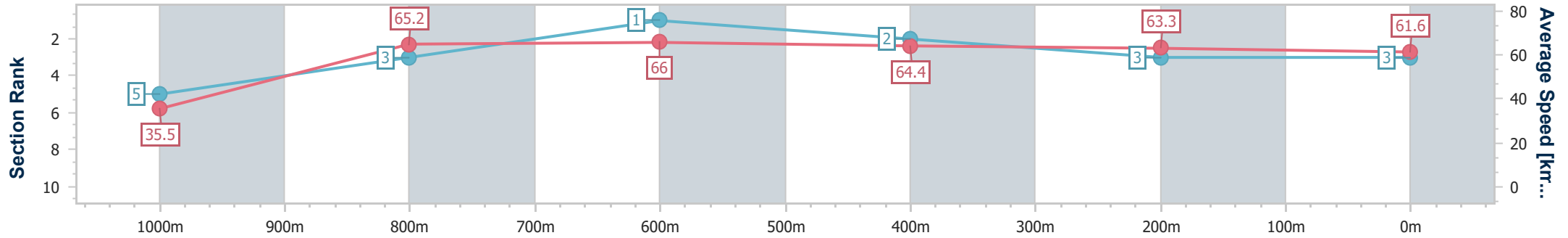
Aquis Park Gold Coast Poly QLD Professional
Race 2: MAGGIE CHOO QTIS Two-Year-Old Maiden Plate - 1050m



20 April 2024 - 13:04

Track Rating: Synthetic, Weather: Fine, Rail Position: True

Section	Overall	1000m	800m	600m	400m	200m
Section Times	1:01.71 [3] (0:05.07)	0:56.64 [5] (0:11.15)	0:45.49 [3] (0:10.94)	0:34.55 [1] (0:11.29)	0:23.26 [2] (0:11.47)	0:11.79 [3] (0:11.79)
Average Speed [km/h]	35.5	65.2	66.0	64.4	63.3	61.6
Top Speed [km/h]	55.7	68.9	67.1	65.7	64.4	63.5
Avg. Dist. to Rail [m]	2.9	2.2	1.1	2.3	3.2	3.5
Avg. Stride Freq. [Hz]	2.2	2.5	2.5	2.4	2.4	2.3
Avg. Stride Length [m]	4.2	7.1	7.4	7.4	7.3	7.2



- [] Ranking at each section and finish
- .-.- No data available at this section
- NA No data available



Horse/Jockey Name	Sodamcute
Final Rank	4
Fastest Section Time (Section)	0:05.19 (Overall)
Top Speed [km/h] (Section)	67.5 (1000m)
Race State	Finished



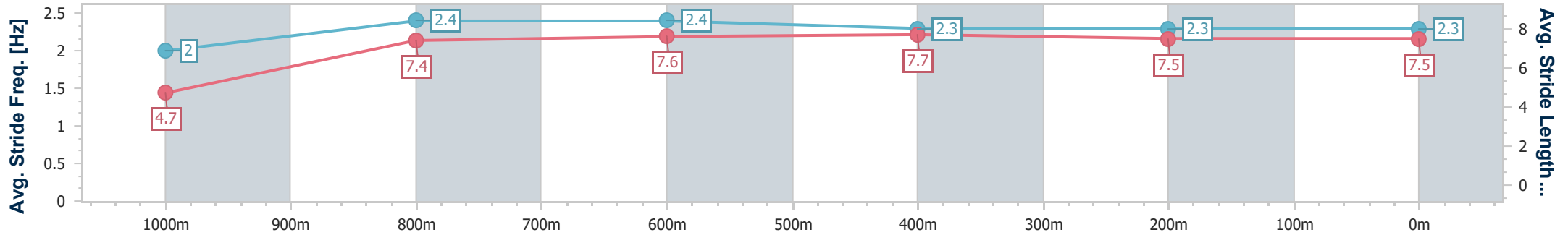
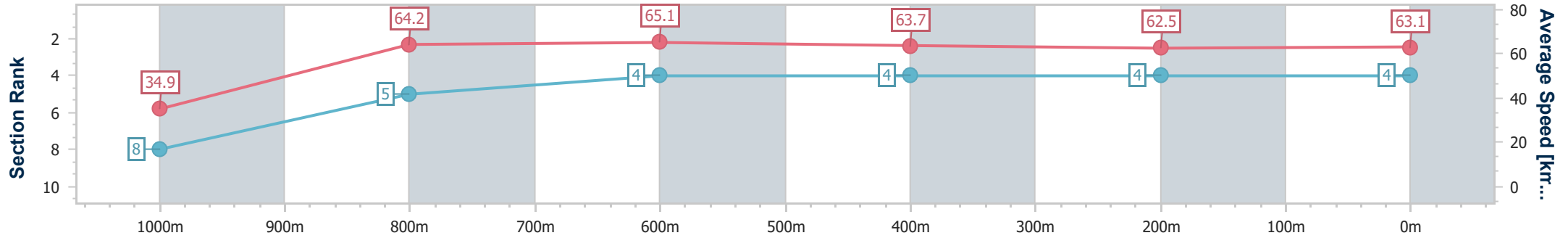
Aquis Park Gold Coast Poly QLD Professional
Race 2: MAGGIE CHOO QTIS Two-Year-Old Maiden Plate - 1050m



20 April 2024 - 13:04

Track Rating: Synthetic, Weather: Fine, Rail Position: True

Section	Overall	1000m	800m	600m	400m	200m
Section Times	1:01.79 [4] (0:05.19)	0:56.60 [8] (0:11.19)	0:45.41 [5] (0:11.14)	0:34.27 [4] (0:11.27)	0:23.00 [4] (0:11.48)	0:11.52 [4] (0:11.52)
Average Speed [km/h]	34.9	64.2	65.1	63.7	62.5	63.1
Top Speed [km/h]	54.7	67.5	66.5	65.3	63.9	63.6
Avg. Dist. to Rail [m]	0.8	0.2	0.8	0.3	0.6	1.1
Avg. Stride Freq. [Hz]	2.0	2.4	2.4	2.3	2.3	2.3
Avg. Stride Length [m]	4.7	7.4	7.6	7.7	7.5	7.5



- [] Ranking at each section and finish
- .-.- No data available at this section
- NA No data available



Horse/Jockey Name	Here's To Power
Final Rank	5
Fastest Section Time (Section)	0:05.10 (Overall)
Top Speed [km/h] (Section)	66.5 (600m)
Race State	Finished



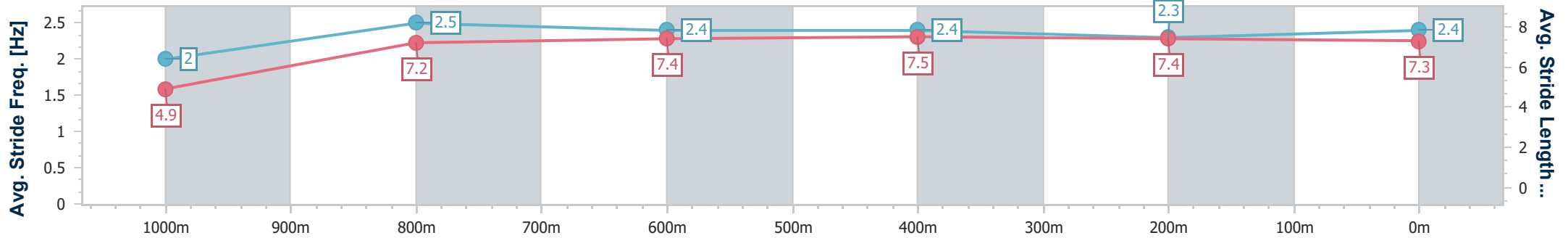
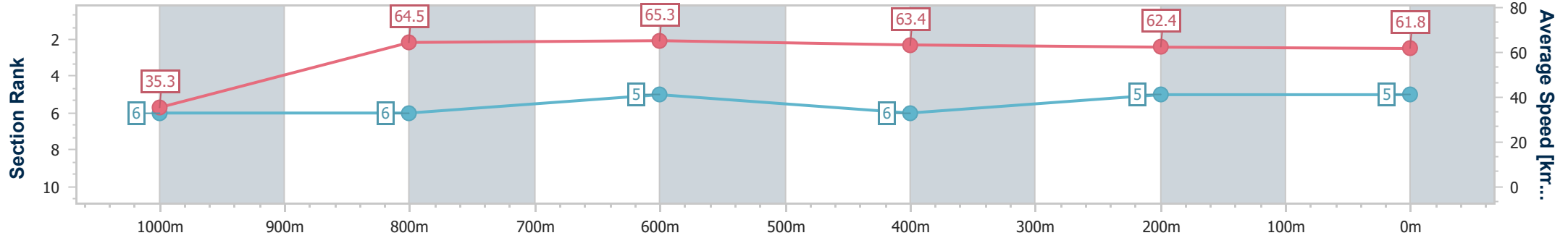
Aquis Park Gold Coast Poly QLD Professional
Race 2: MAGGIE CHOO QTIS Two-Year-Old Maiden Plate - 1050m



20 April 2024 - 13:04

Track Rating: Synthetic, Weather: Fine, Rail Position: True

Section	Overall	1000m	800m	600m	400m	200m
Section Times	1:02.30 [5] (0:05.10)	0:57.20 [6] (0:11.29)	0:45.91 [6] (0:11.18)	0:34.73 [5] (0:11.51)	0:23.22 [6] (0:11.58)	0:11.64 [5] (0:11.64)
Average Speed [km/h]	35.3	64.5	65.3	63.4	62.4	61.8
Top Speed [km/h]	56.4	66.4	66.4	66.5	63.9	64.1
Avg. Dist. to Rail [m]	5.5	3.5	2.8	2.8	2.8	3.8
Avg. Stride Freq. [Hz]	2.0	2.5	2.4	2.4	2.3	2.4
Avg. Stride Length [m]	4.9	7.2	7.4	7.5	7.4	7.3



- [] Ranking at each section and finish
- .-.- No data available at this section
- NA No data available



Horse/Jockey Name	Mishani Empire
Final Rank	6
Fastest Section Time (Section)	0:05.52 (Overall)
Top Speed [km/h] (Section)	66.9 (600m)
Race State	Finished



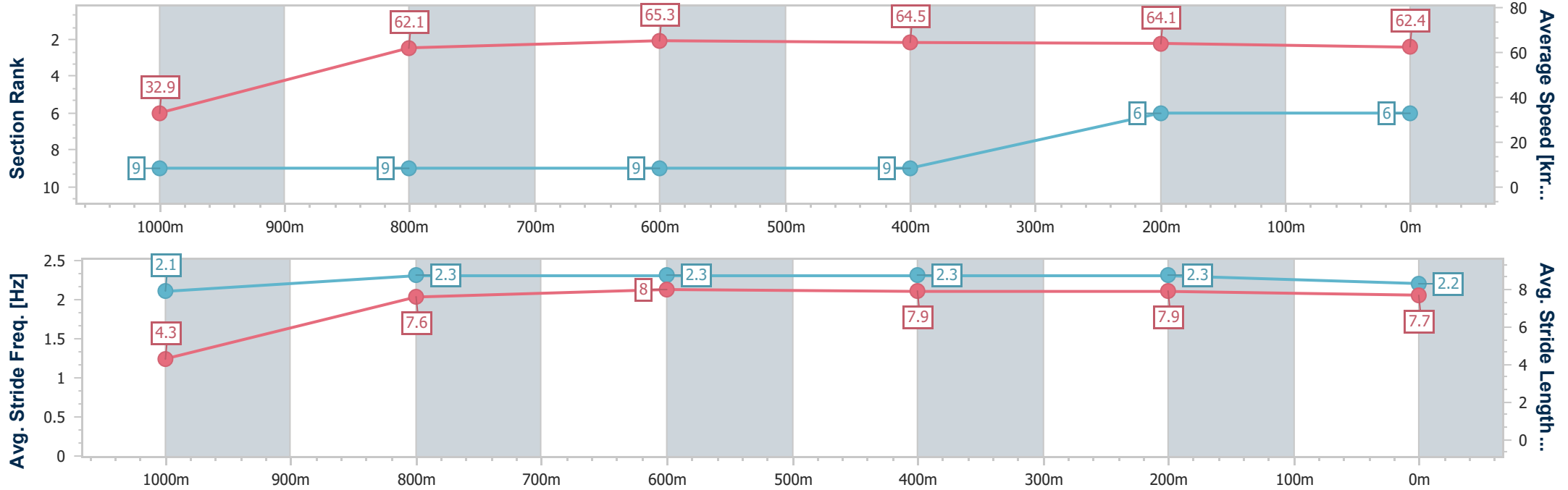
Aquis Park Gold Coast Poly QLD Professional
Race 2: MAGGIE CHOO QTIS Two-Year-Old Maiden Plate - 1050m



20 April 2024 - 13:04

Track Rating: Synthetic, Weather: Fine, Rail Position: True

Section	Overall	1000m	800m	600m	400m	200m
Section Times	1:02.30 [6] (0:05.52)	0:56.78 [9] (0:11.62)	0:45.16 [9] (0:11.08)	0:34.08 [9] (0:11.17)	0:22.91 [9] (0:11.30)	0:11.61 [6] (0:11.61)
Average Speed [km/h]	32.9	62.1	65.3	64.5	64.1	62.4
Top Speed [km/h]	52.1	66.0	66.5	66.9	65.3	64.3
Avg. Dist. to Rail [m]	0.3	0.4	0.9	0.6	4.4	6.4
Avg. Stride Freq. [Hz]	2.1	2.3	2.3	2.3	2.3	2.2
Avg. Stride Length [m]	4.3	7.6	8.0	7.9	7.9	7.7



- [] Ranking at each section and finish
- .-.- No data available at this section
- NA No data available



Horse/Jockey Name	Horrible Hank
Final Rank	7
Fastest Section Time (Section)	0:05.05 (Overall)
Top Speed [km/h] (Section)	67.1 (1000m)
Race State	Finished



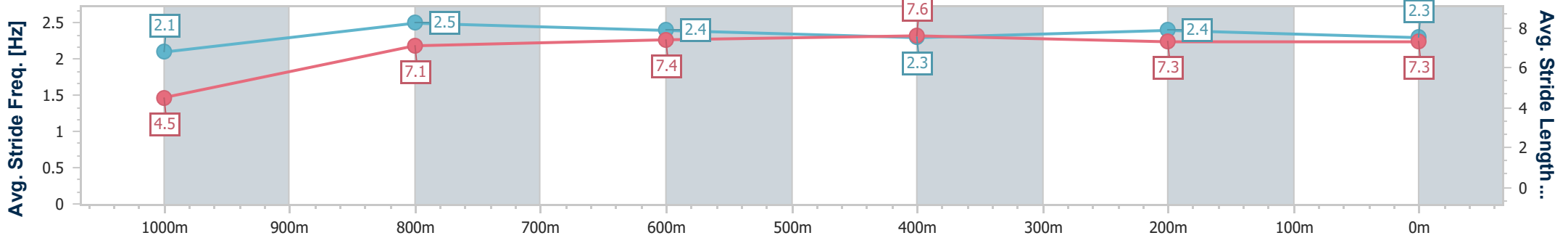
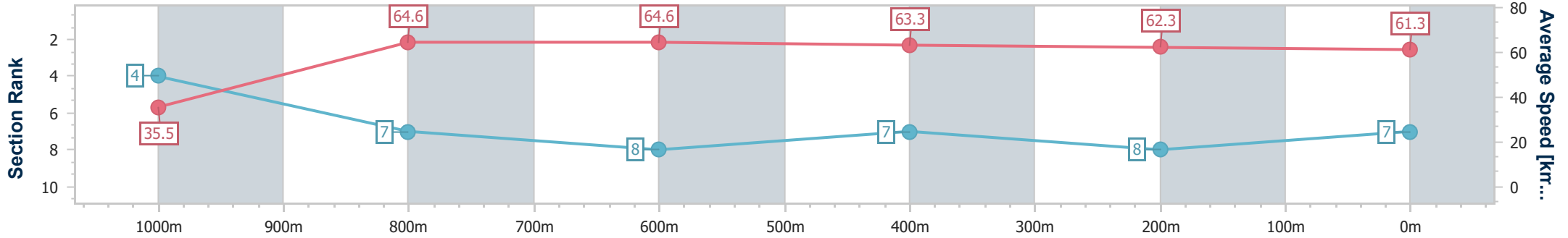
Aquis Park Gold Coast Poly QLD Professional
Race 2: MAGGIE CHOO QTIS Two-Year-Old Maiden Plate - 1050m



20 April 2024 - 13:04

Track Rating: Synthetic, Weather: Fine, Rail Position: True

Section	Overall	1000m	800m	600m	400m	200m
Section Times	1:02.72 [7] (0:05.05)	0:57.67 [4] (0:11.38)	0:46.29 [7] (0:11.42)	0:34.87 [8] (0:11.41)	0:23.46 [7] (0:11.62)	0:11.84 [8] (0:11.84)
Average Speed [km/h]	35.5	64.6	64.6	63.3	62.3	61.3
Top Speed [km/h]	56.8	67.1	66.3	64.4	64.6	63.0
Avg. Dist. to Rail [m]	6.9	5.9	3.8	1.2	5.0	6.7
Avg. Stride Freq. [Hz]	2.1	2.5	2.4	2.3	2.4	2.3
Avg. Stride Length [m]	4.5	7.1	7.4	7.6	7.3	7.3



- [] Ranking at each section and finish
- .-.- No data available at this section
- NA No data available



Horse/Jockey Name	Mishani Invincible
Final Rank	8
Fastest Section Time (Section)	0:05.13 (Overall)
Top Speed [km/h] (Section)	67.0 (800m)
Race State	Finished



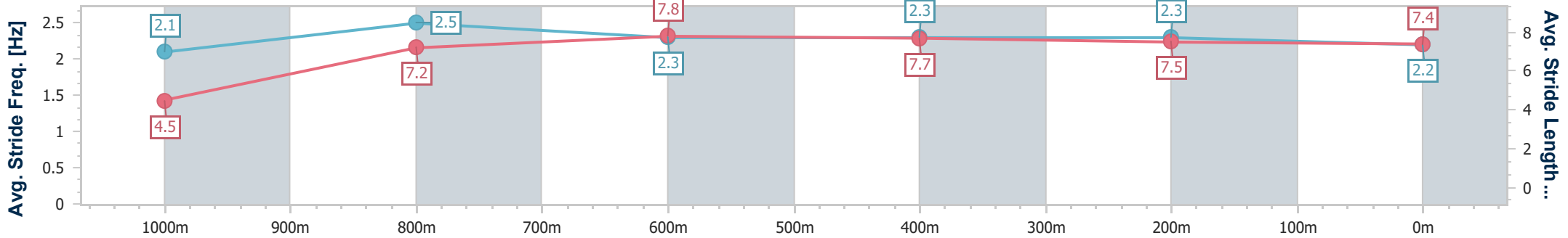
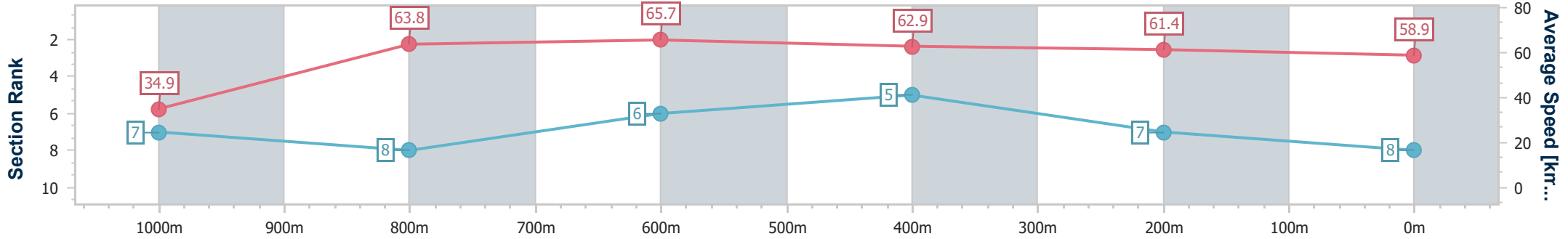
Aquis Park Gold Coast Poly QLD Professional
Race 2: MAGGIE CHOO QTIS Two-Year-Old Maiden Plate - 1050m



20 April 2024 - 13:04

Track Rating: Synthetic, Weather: Fine, Rail Position: True

Section	Overall	1000m	800m	600m	400m	200m
Section Times	1:03.11 [8] (0:05.13)	0:57.98 [7] (0:11.40)	0:46.58 [8] (0:11.05)	0:35.53 [6] (0:11.47)	0:24.06 [5] (0:11.75)	0:12.31 [7] (0:12.31)
Average Speed [km/h]	34.9	63.8	65.7	62.9	61.4	58.9
Top Speed [km/h]	54.1	66.8	67.0	65.0	62.3	60.5
Avg. Dist. to Rail [m]	7.6	4.0	1.2	1.0	0.8	0.6
Avg. Stride Freq. [Hz]	2.1	2.5	2.3	2.3	2.3	2.2
Avg. Stride Length [m]	4.5	7.2	7.8	7.7	7.5	7.4



- [] Ranking at each section and finish
- .-.- No data available at this section
- NA No data available



Horse/Jockey Name	Ilios
Final Rank	9
Fastest Section Time (Section)	0:05.00 (Overall)
Top Speed [km/h] (Section)	67.6 (1000m)
Race State	Finished



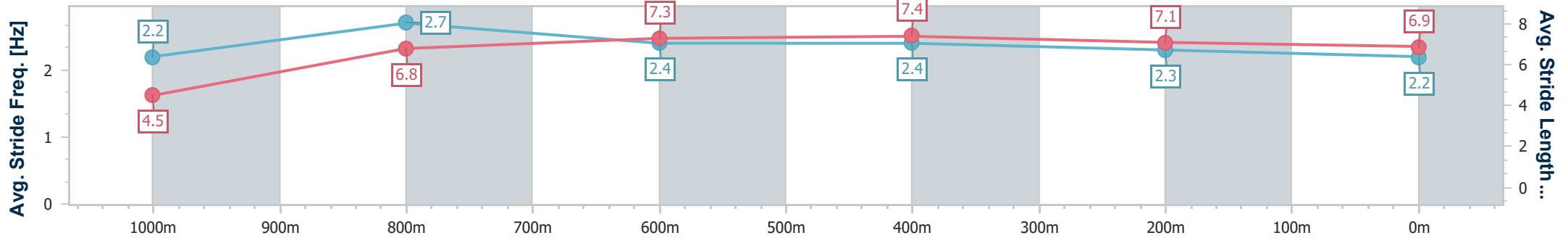
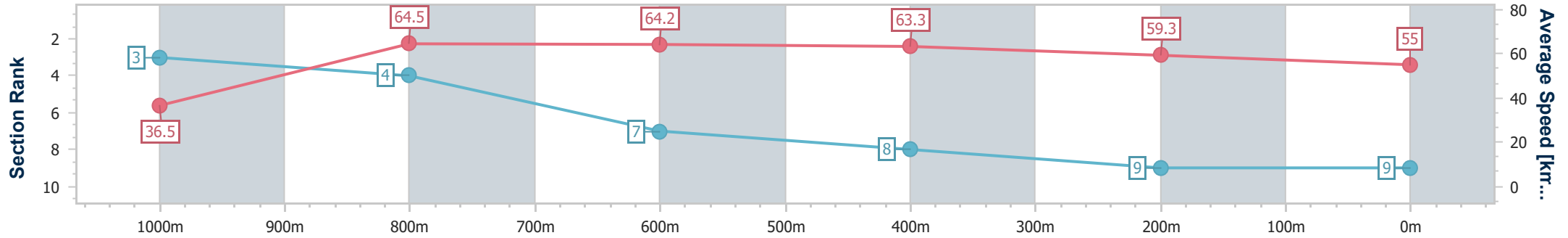
Aquis Park Gold Coast Poly QLD Professional
Race 2: MAGGIE CHOO QTIS Two-Year-Old Maiden Plate - 1050m



20 April 2024 - 13:04

Track Rating: Synthetic, Weather: Fine, Rail Position: True

Section	Overall	1000m	800m	600m	400m	200m
Section Times	1:04.74 [9] (0:05.00)	0:59.74 [3] (0:11.26)	0:48.48 [4] (0:11.51)	0:36.97 [7] (0:11.57)	0:25.40 [8] (0:12.24)	0:13.16 [9] (0:13.16)
Average Speed [km/h]	36.5	64.5	64.2	63.3	59.3	55.0
Top Speed [km/h]	55.3	67.6	66.7	66.0	61.1	56.7
Avg. Dist. to Rail [m]	4.1	2.8	4.4	3.6	4.6	4.0
Avg. Stride Freq. [Hz]	2.2	2.7	2.4	2.4	2.3	2.2
Avg. Stride Length [m]	4.5	6.8	7.3	7.4	7.1	6.9



- [] Ranking at each section and finish
- .-.- No data available at this section
- NA No data available