

Track Rating: Synthetic, Weather: Fine, Rail Position: True

Section		Overall	1000m	800m	600m	400m	200m	Last 600m					
Field Times		1:10.96 (0:13.45)	0:57.51 (0:10.62)	0:46.89 (0:11.04)	0:35.85 (0:11.69)	0:24.16 (0:11.86)	0:12.30 (0:12.30)	0:35.85					
Rank	TAB Horse/Jockey	Barrier	Top Speed [km/h]	Fastest Section	Margin						Distance Travelled [m]		
1	4 ARCHERS REIGN Girish Goomany	7	68.6 1000m	0:10.71 1000m	1:10.96 [1] (0:13.46)	0:57.50 [2] (0:10.71)	0:46.79 [2] (0:11.06)	0:35.73 [2] (0:11.60)	0:24.13 [2] (0:11.83)	0:12.30 [1] (0:12.30)	1:10.96	0:35.73	
2	7 I AM AMAZES Jai Williams	5	68.4 1000m	0:10.69 1000m	1:11.02 [2] (0:13.92)	0:57.10 [7] (0:10.69)	0:46.41 [5] (0:11.02)	0:35.39 [5] (0:11.58)	0:23.81 [5] (0:11.79)	0:12.02 [2] (0:12.02)	0.3L	0:35.39	-3
3	6 WEEKEND ARTIST Matthew Palmer	6	66.3 1000m	0:11.03 1000m	1:11.40 [3] (0:13.74)	0:57.66 [5] (0:11.03)	0:46.63 [7] (0:11.12)	0:35.51 [6] (0:11.66)	0:23.85 [6] (0:11.83)	0:12.02 [5] (0:12.02)	2.3L	0:35.51	-1
4	9 SMASH 'N' GRAB Emily Lang	3	68.0 800m	0:10.86 1000m	1:11.61 [4] (0:13.50)	0:58.11 [3] (0:10.86)	0:47.25 [3] (0:11.02)	0:36.23 [3] (0:11.73)	0:24.50 [3] (0:12.09)	0:12.41 [4] (0:12.41)	3.3L	0:36.23	-2
5	8 CAPITAL GRENADE Rikki Jamieson	1	69.2 1000m	0:10.62 1000m	1:12.01 [5] (0:13.45)	0:58.56 [1] (0:10.62)	0:47.94 [1] (0:11.04)	0:36.90 [1] (0:11.69)	0:25.21 [1] (0:12.28)	0:12.93 [3] (0:12.93)	5.6L	0:36.90	-2
6	3 THOMAS MAX Brendan Ward	2	68.6 1000m	0:10.66 1000m	1:12.82 [6] (0:13.79)	0:59.03 [6] (0:10.66)	0:48.37 [4] (0:11.08)	0:37.29 [4] (0:11.61)	0:25.68 [4] (0:12.36)	0:13.32 [6] (0:13.32)	10.4L	0:37.29	-7
7	1 MORE THAN XTRA Noriyuki Masuda	4	68.5 1000m	0:10.95 1000m	1:14.24 [7] (0:13.71)	1:00.53 [4] (0:10.95)	0:49.58 [6] (0:11.48)	0:38.10 [7] (0:12.05)	0:26.05 [7] (0:12.74)	0:13.31 [7] (0:13.31)	18.7L	0:38.10	-1

Scratched: The Uprising (#2), Gingerbread Boy (#5)



Horse/Jockey Name	Archers Reign
Final Rank	1
Fastest Section Time (Section)	0:10.71 (1000m)
Top Speed [km/h] (Section)	68.6 (1000m)
Race State	Finished



Aquis Park Gold Coast Poly QLD Professional

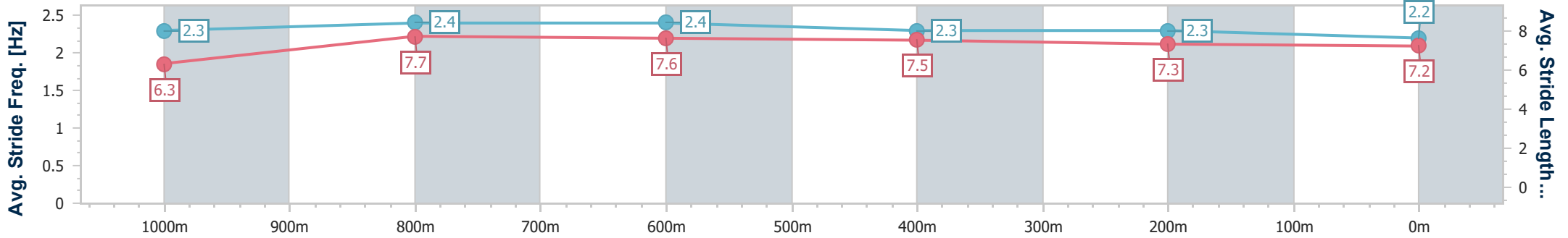
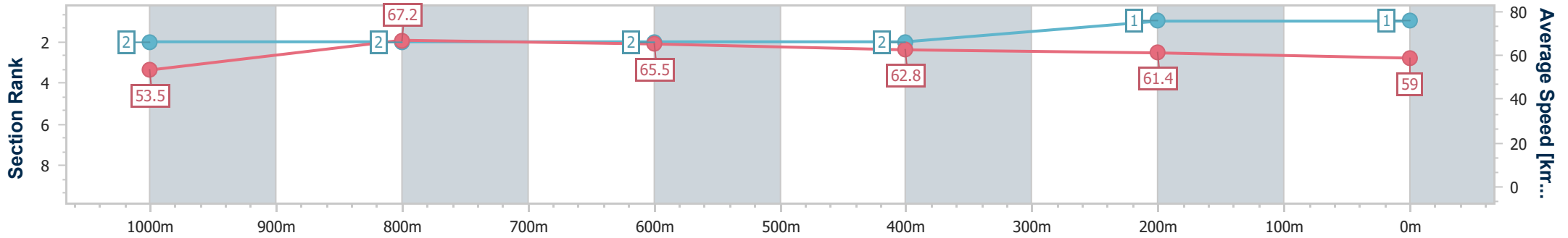
Race 1: KURRAWA SURF CLUB Maiden Plate - 1200m

20 April 2024 - 12:31

Track Rating: Synthetic, Weather: Fine, Rail Position: True



Section	Overall	1000m	800m	600m	400m	200m
Section Times	1:10.96 [1] (0:13.46)	0:57.50 [2] (0:10.71)	0:46.79 [2] (0:11.06)	0:35.73 [2] (0:11.60)	0:24.13 [2] (0:11.83)	0:12.30 [1] (0:12.30)
Average Speed [km/h]	53.5	67.2	65.5	62.8	61.4	59.0
Top Speed [km/h]	68.5	68.6	68.0	64.5	61.9	60.9
Avg. Dist. to Rail [m]	4.3	1.0	1.3	2.3	3.7	4.5
Avg. Stride Freq. [Hz]	2.3	2.4	2.4	2.3	2.3	2.2
Avg. Stride Length [m]	6.3	7.7	7.6	7.5	7.3	7.2



- [] Ranking at each section and finish
- .-.- No data available at this section
- NA No data available



Horse/Jockey Name	I Am Amazes
Final Rank	2
Fastest Section Time (Section)	0:10.69 (1000m)
Top Speed [km/h] (Section)	68.4 (1000m)
Race State	Finished



Aquis Park Gold Coast Poly QLD Professional

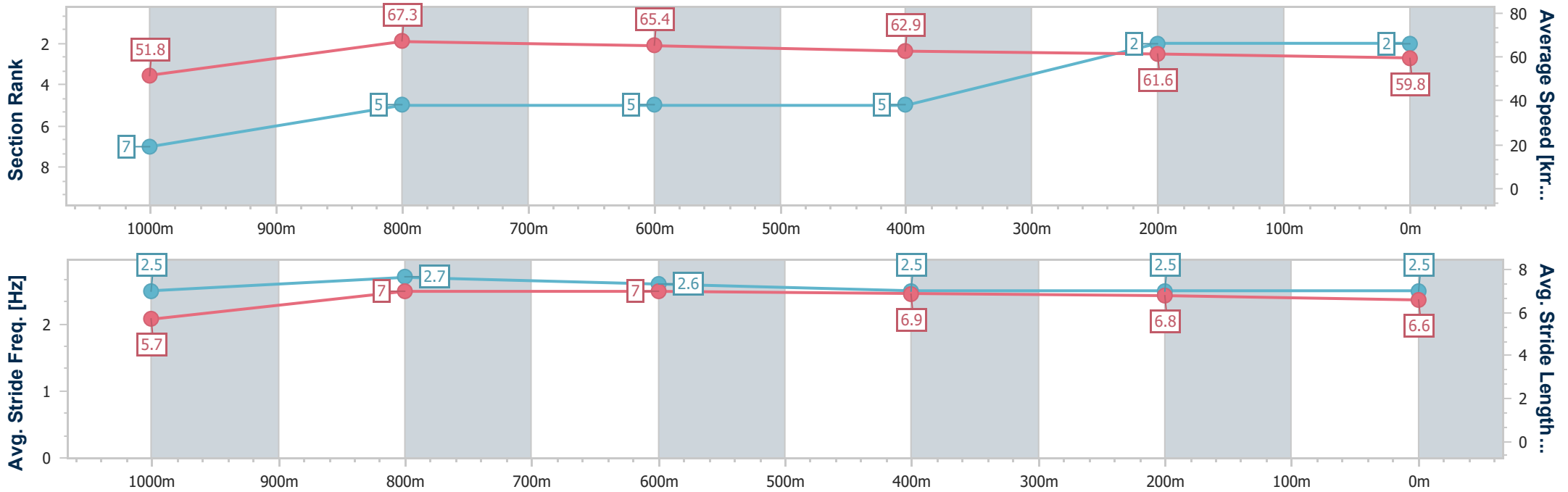
Race 1: KURRAWA SURF CLUB Maiden Plate - 1200m

20 April 2024 - 12:31

Track Rating: Synthetic, Weather: Fine, Rail Position: True



Section	Overall	1000m	800m	600m	400m	200m
Section Times	1:11.02 [2] (0:13.92)	0:57.10 [7] (0:10.69)	0:46.41 [5] (0:11.02)	0:35.39 [5] (0:11.58)	0:23.81 [5] (0:11.79)	0:12.02 [2] (0:12.02)
Average Speed [km/h]	51.8	67.3	65.4	62.9	61.6	59.8
Top Speed [km/h]	67.2	68.4	66.9	64.0	63.0	61.9
Avg. Dist. to Rail [m]	3.3	1.0	0.3	1.6	4.5	5.0
Avg. Stride Freq. [Hz]	2.5	2.7	2.6	2.5	2.5	2.5
Avg. Stride Length [m]	5.7	7.0	7.0	6.9	6.8	6.6



- [] Ranking at each section and finish
- .-.- No data available at this section
- NA No data available



Horse/Jockey Name	Weekend Artist
Final Rank	3
Fastest Section Time (Section)	0:11.03 (1000m)
Top Speed [km/h] (Section)	66.3 (1000m)
Race State	Finished



Aquis Park Gold Coast Poly QLD Professional

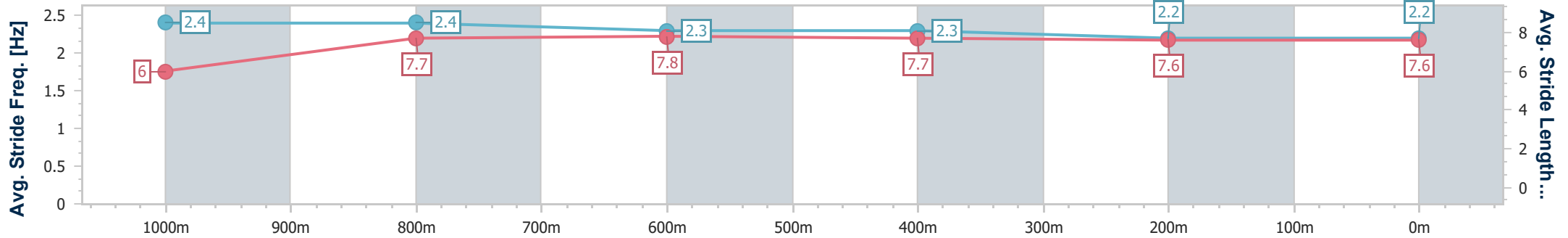
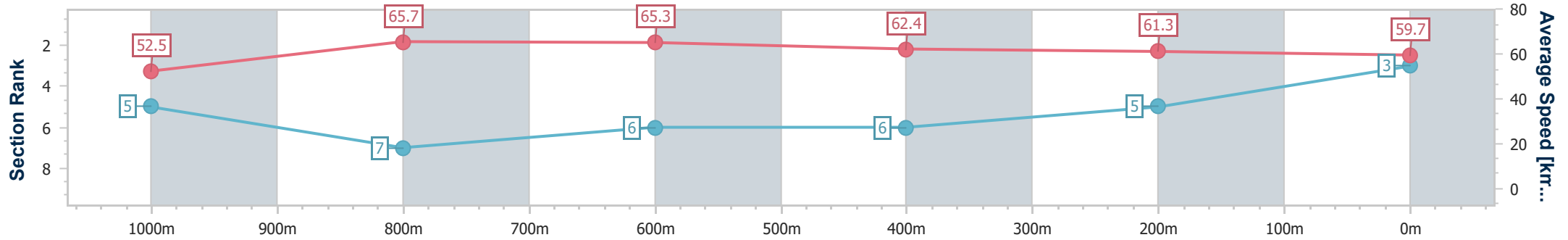
Race 1: KURRAWA SURF CLUB Maiden Plate - 1200m

20 April 2024 - 12:31

Track Rating: Synthetic, Weather: Fine, Rail Position: True



Section	Overall	1000m	800m	600m	400m	200m
Section Times	1:11.40 [3] (0:13.74)	0:57.66 [5] (0:11.03)	0:46.63 [7] (0:11.12)	0:35.51 [6] (0:11.66)	0:23.85 [6] (0:11.83)	0:12.02 [5] (0:12.02)
Average Speed [km/h]	52.5	65.7	65.3	62.4	61.3	59.7
Top Speed [km/h]	65.9	66.3	66.0	65.5	62.7	61.3
Avg. Dist. to Rail [m]	4.0	3.5	1.1	2.1	3.7	4.7
Avg. Stride Freq. [Hz]	2.4	2.4	2.3	2.3	2.2	2.2
Avg. Stride Length [m]	6.0	7.7	7.8	7.7	7.6	7.6



- [] Ranking at each section and finish
- .-.- No data available at this section
- NA No data available



Horse/Jockey Name	Smash 'N' Grab
Final Rank	4
Fastest Section Time (Section)	0:10.86 (1000m)
Top Speed [km/h] (Section)	68.0 (800m)
Race State	Finished



Aquis Park Gold Coast Poly QLD Professional

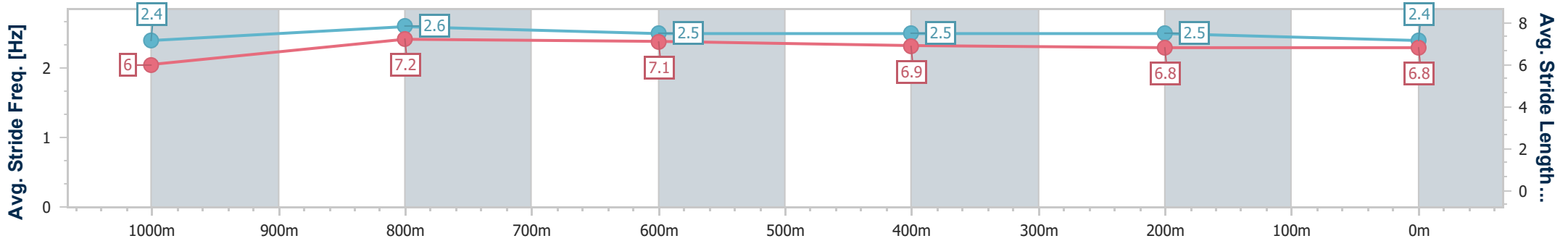
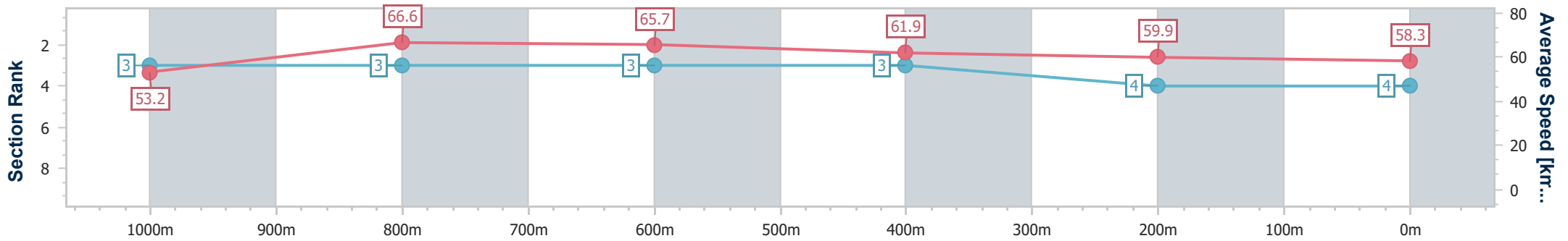
Race 1: KURRAWA SURF CLUB Maiden Plate - 1200m

20 April 2024 - 12:31

Track Rating: Synthetic, Weather: Fine, Rail Position: True



Section	Overall	1000m	800m	600m	400m	200m
Section Times	1:11.61 [4] (0:13.50)	0:58.11 [3] (0:10.86)	0:47.25 [3] (0:11.02)	0:36.23 [3] (0:11.73)	0:24.50 [3] (0:12.09)	0:12.41 [4] (0:12.41)
Average Speed [km/h]	53.2	66.6	65.7	61.9	59.9	58.3
Top Speed [km/h]	66.7	67.3	68.0	64.6	61.1	60.9
Avg. Dist. to Rail [m]	1.1	0.8	0.9	1.8	2.8	3.2
Avg. Stride Freq. [Hz]	2.4	2.6	2.5	2.5	2.5	2.4
Avg. Stride Length [m]	6.0	7.2	7.1	6.9	6.8	6.8



- [] Ranking at each section and finish
- .-.- No data available at this section
- NA No data available



Horse/Jockey Name	Capital Grenade
Final Rank	5
Fastest Section Time (Section)	0:10.62 (1000m)
Top Speed [km/h] (Section)	69.2 (1000m)
Race State	Finished



Aquis Park Gold Coast Poly QLD Professional

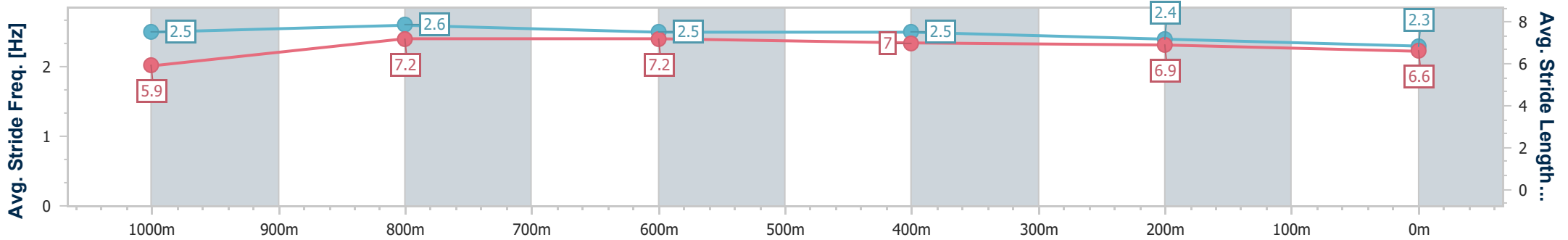
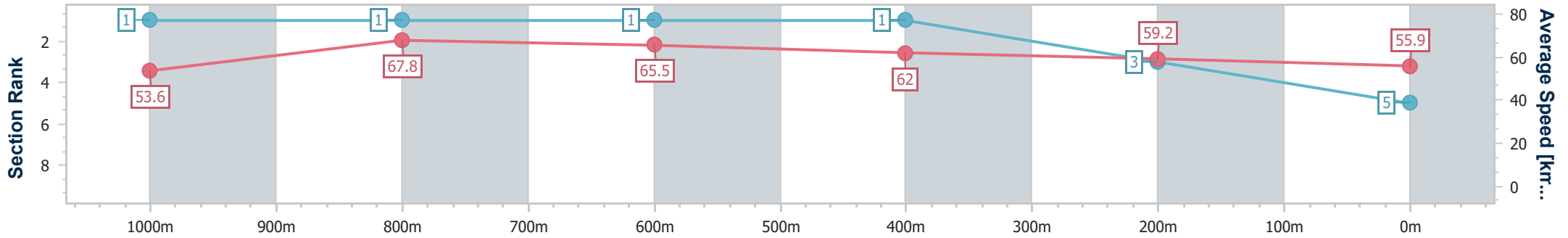
Race 1: KURRAWA SURF CLUB Maiden Plate - 1200m

20 April 2024 - 12:31

Track Rating: Synthetic, Weather: Fine, Rail Position: True



Section	Overall	1000m	800m	600m	400m	200m
Section Times	1:12.01 [5] (0:13.45)	0:58.56 [1] (0:10.62)	0:47.94 [1] (0:11.04)	0:36.90 [1] (0:11.69)	0:25.21 [1] (0:12.28)	0:12.93 [3] (0:12.93)
Average Speed [km/h]	53.6	67.8	65.5	62.0	59.2	55.9
Top Speed [km/h]	68.4	69.2	66.1	64.1	60.9	57.8
Avg. Dist. to Rail [m]	0.9	0.4	0.7	1.4	2.9	2.4
Avg. Stride Freq. [Hz]	2.5	2.6	2.5	2.5	2.4	2.3
Avg. Stride Length [m]	5.9	7.2	7.2	7.0	6.9	6.6



- [] Ranking at each section and finish
- .-.- No data available at this section
- NA No data available



Horse/Jockey Name	Thomas Max
Final Rank	6
Fastest Section Time (Section)	0:10.66 (1000m)
Top Speed [km/h] (Section)	68.6 (1000m)
Race State	Finished



Aquis Park Gold Coast Poly QLD Professional

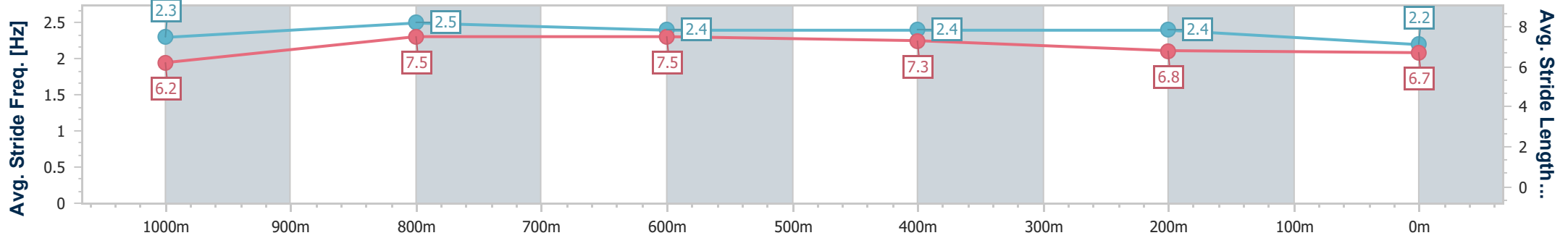
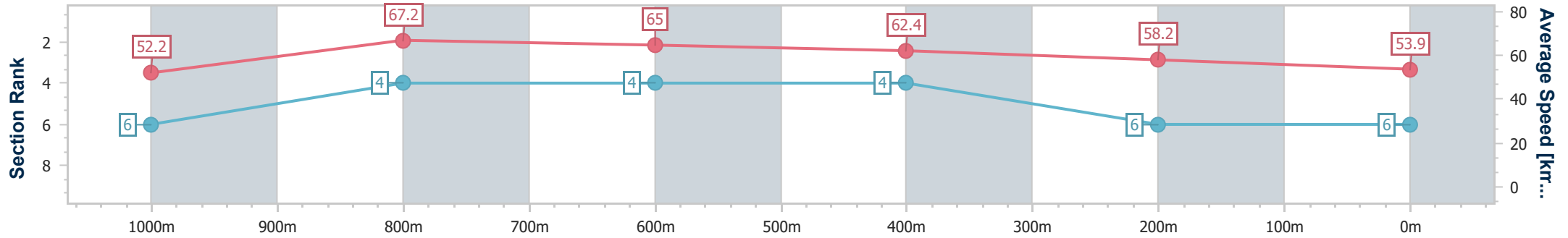
Race 1: KURRAWA SURF CLUB Maiden Plate - 1200m

20 April 2024 - 12:31

Track Rating: Synthetic, Weather: Fine, Rail Position: True



Section	Overall	1000m	800m	600m	400m	200m
Section Times	1:12.82 [6] (0:13.79)	0:59.03 [6] (0:10.66)	0:48.37 [4] (0:11.08)	0:37.29 [4] (0:11.61)	0:25.68 [4] (0:12.36)	0:13.32 [6] (0:13.32)
Average Speed [km/h]	52.2	67.2	65.0	62.4	58.2	53.9
Top Speed [km/h]	67.4	68.6	66.8	64.9	59.6	57.0
Avg. Dist. to Rail [m]	1.5	0.4	0.7	0.7	1.0	2.3
Avg. Stride Freq. [Hz]	2.3	2.5	2.4	2.4	2.4	2.2
Avg. Stride Length [m]	6.2	7.5	7.5	7.3	6.8	6.7



- [] Ranking at each section and finish
- .-.- No data available at this section
- NA No data available



Horse/Jockey Name	More Than Xtra
Final Rank	7
Fastest Section Time (Section)	0:10.95 (1000m)
Top Speed [km/h] (Section)	68.5 (1000m)
Race State	Finished



Aquis Park Gold Coast Poly QLD Professional

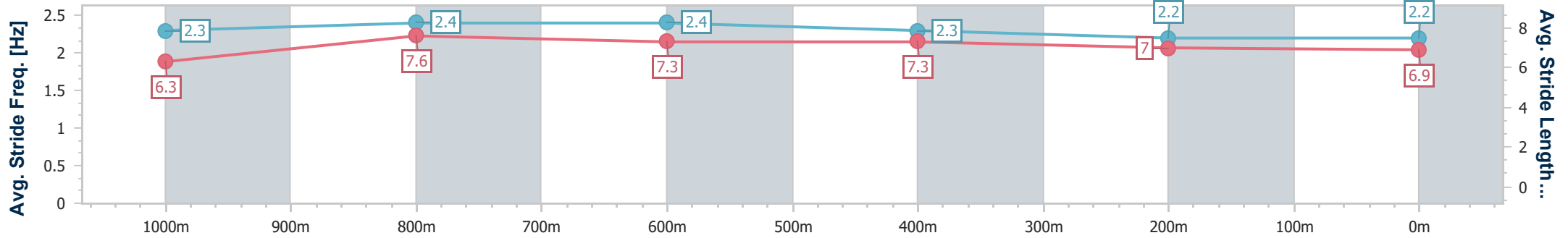
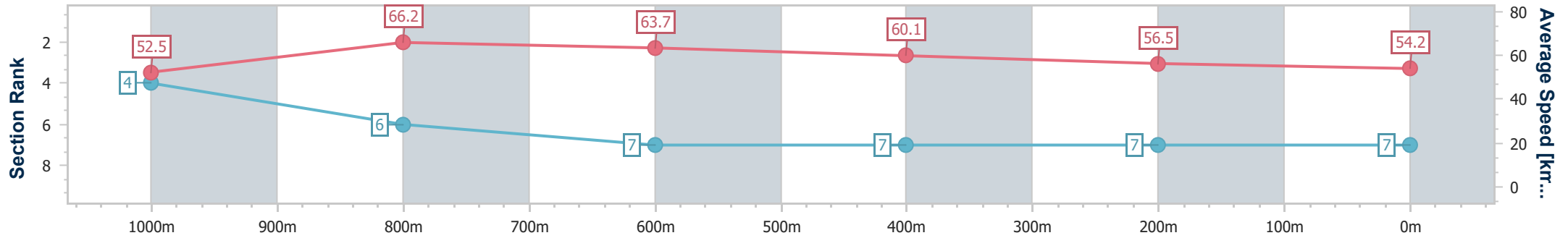
Race 1: KURRAWA SURF CLUB Maiden Plate - 1200m

20 April 2024 - 12:31

Track Rating: Synthetic, Weather: Fine, Rail Position: True



Section	Overall	1000m	800m	600m	400m	200m
Section Times	1:14.24 [7] (0:13.71)	1:00.53 [4] (0:10.95)	0:49.58 [6] (0:11.48)	0:38.10 [7] (0:12.05)	0:26.05 [7] (0:12.74)	0:13.31 [7] (0:13.31)
Average Speed [km/h]	52.5	66.2	63.7	60.1	56.5	54.2
Top Speed [km/h]	65.2	68.5	64.7	63.2	57.9	55.9
Avg. Dist. to Rail [m]	3.5	2.8	2.7	1.7	0.5	1.2
Avg. Stride Freq. [Hz]	2.3	2.4	2.4	2.3	2.2	2.2
Avg. Stride Length [m]	6.3	7.6	7.3	7.3	7.0	6.9



- [] Ranking at each section and finish
- .-.- No data available at this section
- NA No data available