



Rockhampton QLD Professional

Race 11: ALLENSTOWN SQUARE MEATS BENCHMARK 65 Handicap - 1050m



18 April 2024 - 16:29

Track Rating: Soft 5, Weather: Overcast, Rail Position: +6m

Section		Overall	1000m	800m	600m	400m	200m	Last 600m					
Field Times		1:00.53 (0:04.49)	0:56.04 (0:11.17)	0:44.87 (0:11.28)	0:33.59 (0:10.73)	0:22.86 (0:10.97)	0:11.89 (0:11.89)	0:33.59					
Rank	TAB Horse/Jockey	Barrier	Top Speed [km/h]	Fastest Section							Margin	Distance Travelled [m]	
1	13 DOUBTING EYE Warwick Satherley	13	69.2 600m	0:04.69 Overall	1:00.53 [1] (0:04.69)	0:55.84 [6] (0:11.30)	0:44.54 [4] (0:11.17)	0:33.37 [3] (0:10.75)	0:22.62 [3] (0:10.81)	0:11.81 [3] (0:11.81)	1:00.53	0:33.37	
2	8 SHADOWAY DRIVE Les Tilley	8	68.3 600m	0:04.49 Overall	1:00.76 [2] (0:04.49)	0:56.27 [1] (0:11.17)	0:45.10 [1] (0:11.28)	0:33.82 [1] (0:10.73)	0:23.09 [1] (0:10.97)	0:12.12 [2] (0:12.12)	1.31L	0:33.82	-1
3	1 MAMARAGAN Brooke Johnson	1	69.7 600m	0:04.90 Overall	1:00.79 [3] (0:04.90)	0:55.89 [11] (0:11.57)	0:44.32 [10] (0:11.06)	0:33.26 [8] (0:10.61)	0:22.65 [8] (0:10.79)	0:11.86 [5] (0:11.86)	1.5L	0:33.26	+0
4	2 DIVINE OKAY Cody Collis	2	69.1 400m	0:04.65 Overall	1:00.79 [4] (0:04.65)	0:56.14 [4] (0:11.49)	0:44.65 [6] (0:11.33)	0:33.32 [7] (0:10.65)	0:22.67 [6] (0:10.87)	0:11.80 [6] (0:11.80)	1.52L	0:33.32	+11
5	3 VAST KAMA Olivia Kendal	3	68.9 600m	0:04.62 Overall	1:00.89 [5] (0:04.62)	0:56.27 [2] (0:11.37)	0:44.90 [3] (0:11.31)	0:33.59 [4] (0:10.65)	0:22.94 [4] (0:10.88)	0:12.06 [4] (0:12.06)	2.1L	0:33.59	+10
6	10 NANO STAR Melea Castle	10	69.5 400m	0:04.68 Overall	1:00.89 [6] (0:04.68)	0:56.21 [5] (0:11.23)	0:44.98 [2] (0:11.24)	0:33.74 [2] (0:10.66)	0:23.08 [2] (0:10.83)	0:12.25 [1] (0:12.25)	2.11L	0:33.74	+2
7	5 BENCOOLEN Justin Huxtable	5	68.7 600m	0:04.73 Overall	1:01.16 [7] (0:04.73)	0:56.43 [8] (0:11.66)	0:44.77 [9] (0:11.01)	0:33.76 [6] (0:10.73)	0:23.03 [7] (0:10.94)	0:12.09 [7] (0:12.09)	3.72L	0:33.76	+2
8	9 SO YOU BATTLE Ryan Wiggins	9	68.6 600m	0:04.72 Overall	1:01.17 [8] (0:04.72)	0:56.45 [7] (0:11.64)	0:44.81 [8] (0:11.19)	0:33.62 [9] (0:10.69)	0:22.93 [9] (0:10.84)	0:12.09 [8] (0:12.09)	3.76L	0:33.62	+0
9	4 VALTINO Emily Lang	4	67.6 600m	0:04.63 Overall	1:01.66 [9] (0:04.63)	0:57.03 [3] (0:11.48)	0:45.55 [5] (0:11.20)	0:34.35 [5] (0:10.74)	0:23.61 [5] (0:11.09)	0:12.52 [9] (0:12.52)	6.62L	0:34.35	+4
10	6 KAHAYLAAN Jim Byrne	6	67.9 600m	0:04.79 Overall	1:02.01 [10] (0:04.79)	0:57.22 [10] (0:11.52)	0:45.70 [7] (0:11.43)	0:34.27 [10] (0:10.74)	0:23.53 [10] (0:11.08)	0:12.45 [10] (0:12.45)	8.69L	0:34.27	+11

Scratched: Single Memo (#7), Pretty Slick (#11)

[] Ranking at each section and finish
 -:-:- No data available at this section
 NA No data available

SCN Saddle cloth number
 DNF Did not finish
 DNT Did not track



Rockhampton QLD Professional

Race 11: ALLENSTOWN SQUARE MEATS BENCHMARK 65 Handicap - 1050m

18 April 2024 - 16:29



Track Rating: Soft 5, Weather: Overcast, Rail Position: +6m

Section	Overall	1000m	800m	600m	400m	200m	Last 600m
Field Times	1:00.53 (0:04.49)	0:56.04 (0:11.17)	0:44.87 (0:11.28)	0:33.59 (0:10.73)	0:22.86 (0:10.97)	0:11.89 (0:11.89)	0:33.59

Rank	TAB	Horse/Jockey	Barrier	Top Speed [km/h]	Fastest Section	Margin	Distance Travelled [m]
11	12	ARCHER'S TREASURE	12	67.8	0:04.73	9.32L	+6
		Colin Lennon		600m	Overall		

Scratched: Single Memo (#7), Pretty Slick (#11)

[] Ranking at each section and finish
 -:-:- No data available at this section
 NA No data available

SCN Saddle cloth number
 DNF Did not finish
 DNT Did not track



Horse/Jockey Name	Doubting Eye
Final Rank	1
Fastest Section Time (Section)	0:04.69 (Overall)
Top Speed [km/h] (Section)	69.2 (600m)
Race State	Finished

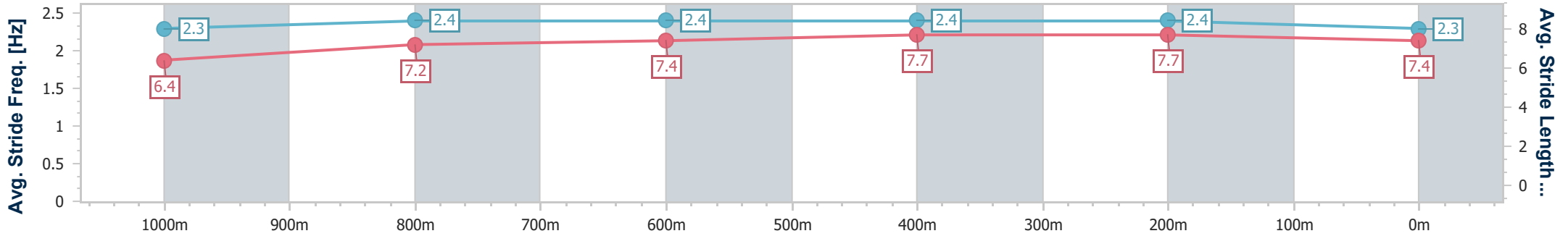
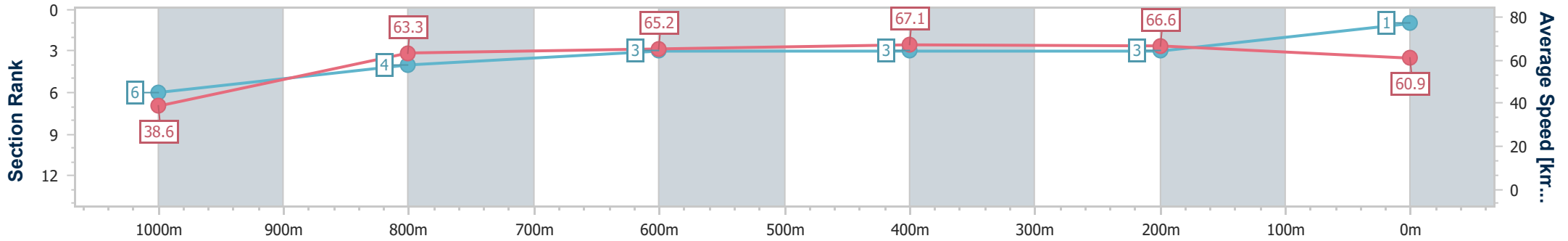


Rockhampton QLD Professional
 Race 11: ALLENSTOWN SQUARE MEATS BENCHMARK 65
 Handicap - 1050m
 18 April 2024 - 16:29



Track Rating: Soft 5, Weather: Overcast, Rail Position: +6m

Section	Overall	1000m	800m	600m	400m	200m
Section Times	1:00.53 [1] (0:04.69)	0:55.84 [6] (0:11.30)	0:44.54 [4] (0:11.17)	0:33.37 [3] (0:10.75)	0:22.62 [3] (0:10.81)	0:11.81 [3] (0:11.81)
Average Speed [km/h]	38.6	63.3	65.2	67.1	66.6	60.9
Top Speed [km/h]	57.1	66.1	66.2	69.2	67.8	64.5
Avg. Dist. to Rail [m]	0.5	1.1	1.4	3.5	4.9	6.8
Avg. Stride Freq. [Hz]	2.3	2.4	2.4	2.4	2.4	2.3
Avg. Stride Length [m]	6.4	7.2	7.4	7.7	7.7	7.4



- [] Ranking at each section and finish
- .-.- No data available at this section
- NA No data available



Horse/Jockey Name	Shadoway Drive
Final Rank	2
Fastest Section Time (Section)	0:04.49 (Overall)
Top Speed [km/h] (Section)	68.3 (600m)
Race State	Finished

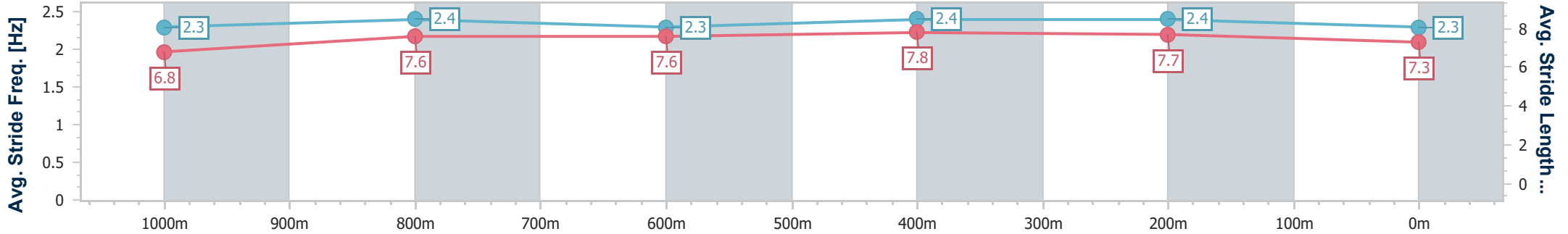
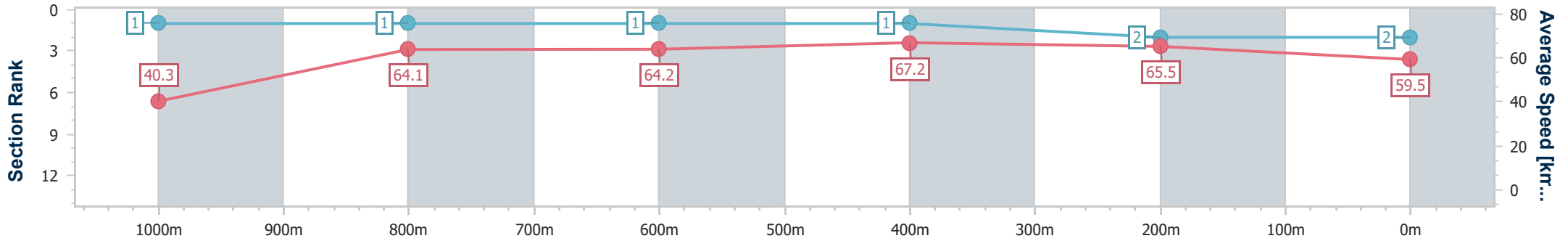


Rockhampton QLD Professional
 Race 11: ALLENSTOWN SQUARE MEATS BENCHMARK 65
 Handicap - 1050m
 18 April 2024 - 16:29



Track Rating: Soft 5, Weather: Overcast, Rail Position: +6m

Section	Overall	1000m	800m	600m	400m	200m
Section Times	1:00.76 [2] (0:04.49)	0:56.27 [1] (0:11.17)	0:45.10 [1] (0:11.28)	0:33.82 [1] (0:10.73)	0:23.09 [1] (0:10.97)	0:12.12 [2] (0:12.12)
Average Speed [km/h]	40.3	64.1	64.2	67.2	65.5	59.5
Top Speed [km/h]	58.0	66.1	64.7	68.3	67.8	63.0
Avg. Dist. to Rail [m]	3.1	1.3	0.7	0.8	1.4	2.4
Avg. Stride Freq. [Hz]	2.3	2.4	2.3	2.4	2.4	2.3
Avg. Stride Length [m]	6.8	7.6	7.6	7.8	7.7	7.3



- [] Ranking at each section and finish
- .-.- No data available at this section
- NA No data available



Horse/Jockey Name	Mamaragan
Final Rank	3
Fastest Section Time (Section)	0:04.90 (Overall)
Top Speed [km/h] (Section)	69.7 (600m)
Race State	Finished

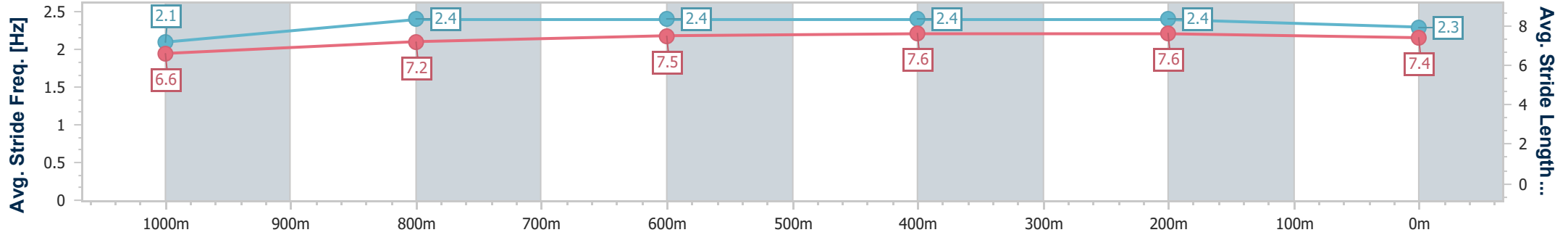
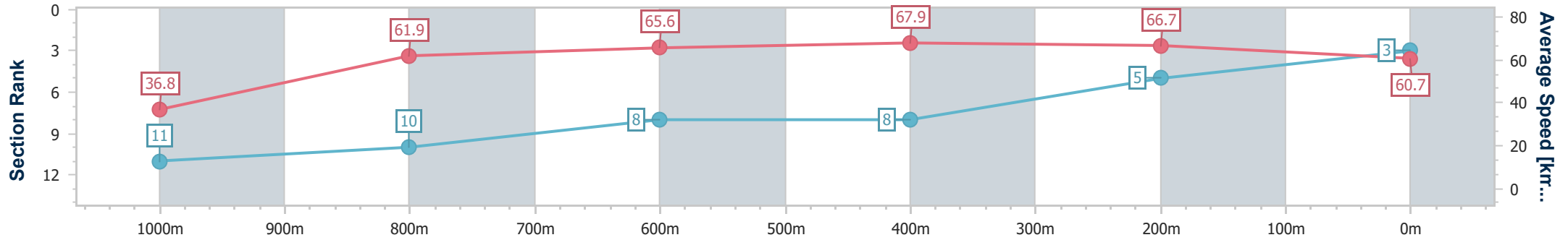


Rockhampton QLD Professional
 Race 11: ALLENSTOWN SQUARE MEATS BENCHMARK 65
 Handicap - 1050m
 18 April 2024 - 16:29



Track Rating: Soft 5, Weather: Overcast, Rail Position: +6m

Section	Overall	1000m	800m	600m	400m	200m
Section Times	1:00.79 [3] (0:04.90)	0:55.89 [11] (0:11.57)	0:44.32 [10] (0:11.06)	0:33.26 [8] (0:10.61)	0:22.65 [8] (0:10.79)	0:11.86 [5] (0:11.86)
Average Speed [km/h]	36.8	61.9	65.6	67.9	66.7	60.7
Top Speed [km/h]	56.1	65.0	67.3	69.7	69.0	64.9
Avg. Dist. to Rail [m]	5.0	1.3	1.1	2.8	4.3	4.8
Avg. Stride Freq. [Hz]	2.1	2.4	2.4	2.4	2.4	2.3
Avg. Stride Length [m]	6.6	7.2	7.5	7.6	7.6	7.4



- [] Ranking at each section and finish
- .-.- No data available at this section
- NA No data available



Horse/Jockey Name	Divine Okay
Final Rank	4
Fastest Section Time (Section)	0:04.65 (Overall)
Top Speed [km/h] (Section)	69.1 (400m)
Race State	Finished

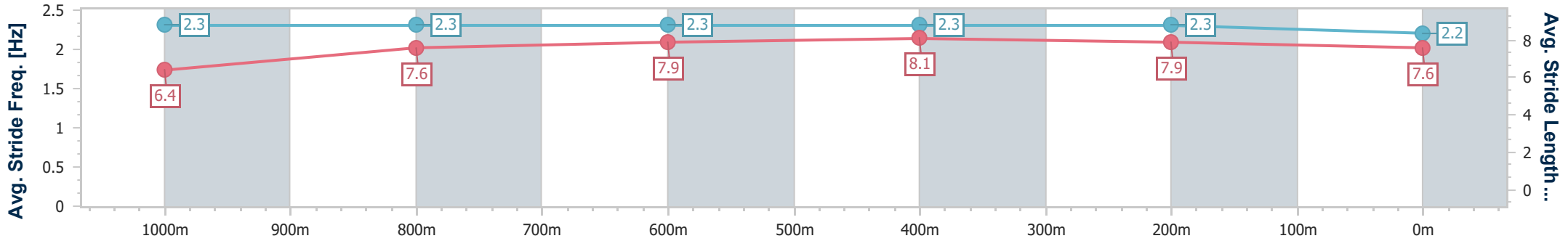
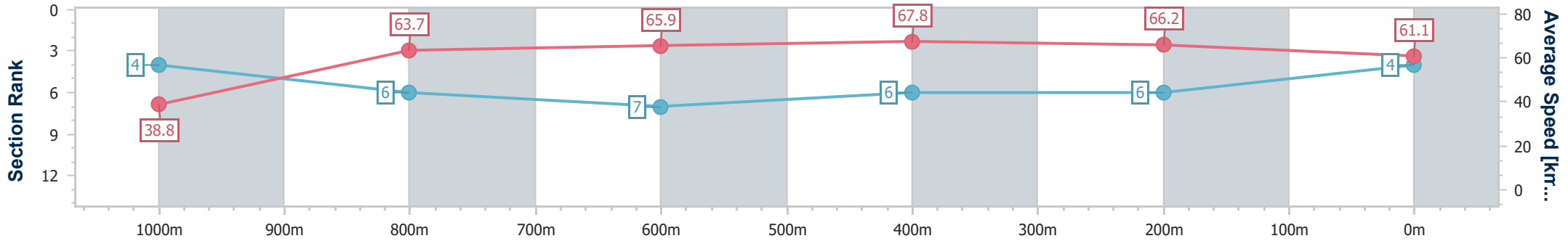


Rockhampton QLD Professional
 Race 11: ALLENSTOWN SQUARE MEATS BENCHMARK 65
 Handicap - 1050m
 18 April 2024 - 16:29



Track Rating: Soft 5, Weather: Overcast, Rail Position: +6m

Section	Overall	1000m	800m	600m	400m	200m
Section Times	1:00.79 [4] (0:04.65)	0:56.14 [4] (0:11.49)	0:44.65 [6] (0:11.33)	0:33.32 [7] (0:10.65)	0:22.67 [6] (0:10.87)	0:11.80 [6] (0:11.80)
Average Speed [km/h]	38.8	63.7	65.9	67.8	66.2	61.1
Top Speed [km/h]	57.2	65.3	66.6	68.9	69.1	63.3
Avg. Dist. to Rail [m]	9.5	3.8	4.5	7.2	8.5	9.5
Avg. Stride Freq. [Hz]	2.3	2.3	2.3	2.3	2.3	2.2
Avg. Stride Length [m]	6.4	7.6	7.9	8.1	7.9	7.6



- [] Ranking at each section and finish
- .-.- No data available at this section
- NA No data available



Horse/Jockey Name	Vast Kama
Final Rank	5
Fastest Section Time (Section)	0:04.62 (Overall)
Top Speed [km/h] (Section)	68.9 (600m)
Race State	Finished

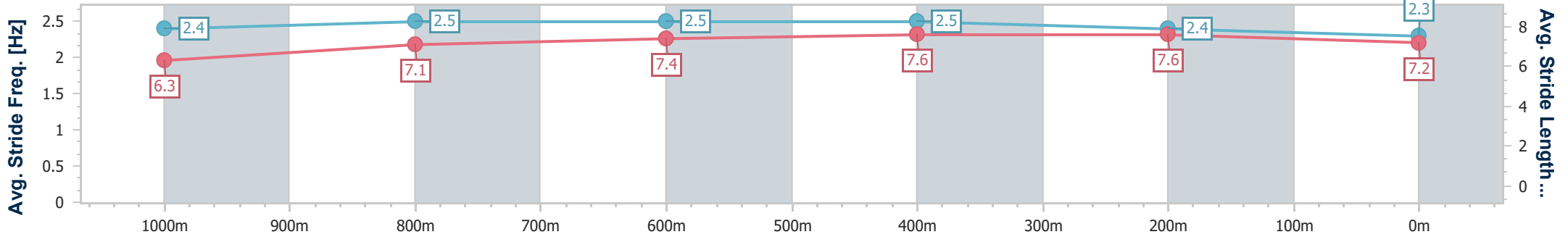
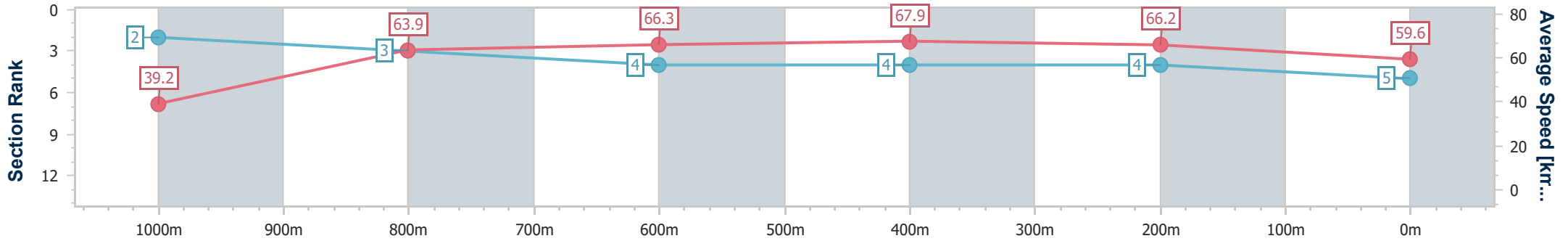


Rockhampton QLD Professional
 Race 11: ALLENSTOWN SQUARE MEATS BENCHMARK 65
 Handicap - 1050m
 18 April 2024 - 16:29



Track Rating: Soft 5, Weather: Overcast, Rail Position: +6m

Section	Overall	1000m	800m	600m	400m	200m
Section Times	1:00.89 [5] (0:04.62)	0:56.27 [2] (0:11.37)	0:44.90 [3] (0:11.31)	0:33.59 [4] (0:10.65)	0:22.94 [4] (0:10.88)	0:12.06 [4] (0:12.06)
Average Speed [km/h]	39.2	63.9	66.3	67.9	66.2	59.6
Top Speed [km/h]	57.3	66.1	68.7	68.9	67.9	62.6
Avg. Dist. to Rail [m]	8.6	2.5	5.3	6.7	5.8	6.9
Avg. Stride Freq. [Hz]	2.4	2.5	2.5	2.5	2.4	2.3
Avg. Stride Length [m]	6.3	7.1	7.4	7.6	7.6	7.2



- [] Ranking at each section and finish
- .-.- No data available at this section
- NA No data available



Horse/Jockey Name	Nano Star
Final Rank	6
Fastest Section Time (Section)	0:04.68 (Overall)
Top Speed [km/h] (Section)	69.5 (400m)
Race State	Finished

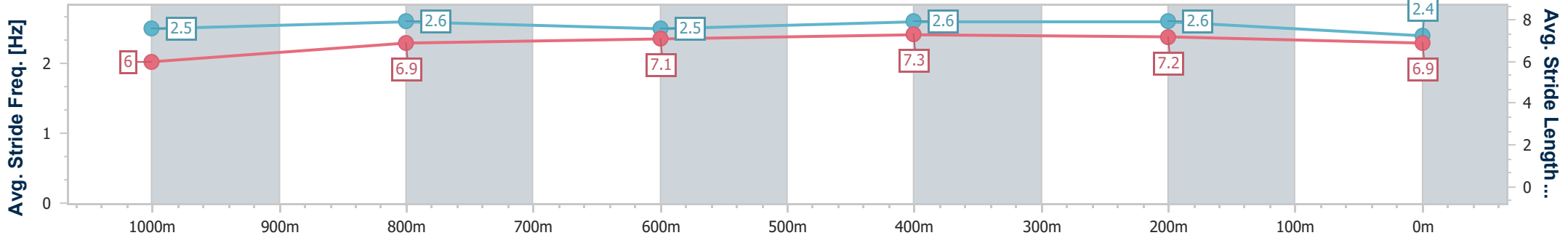
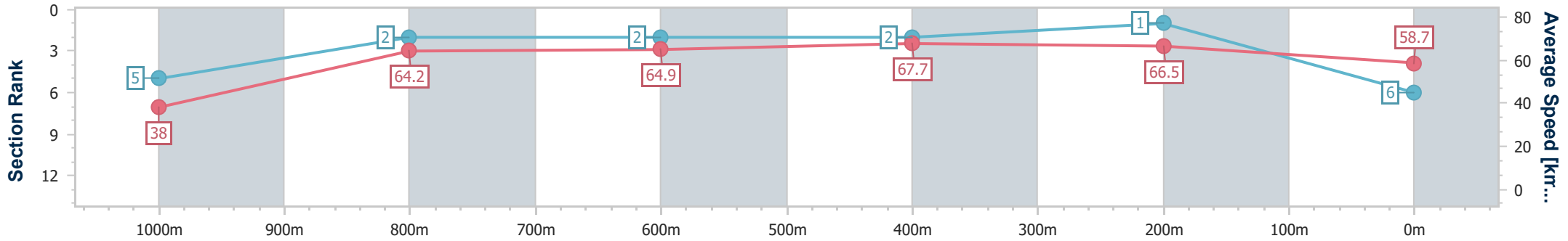


Rockhampton QLD Professional
 Race 11: ALLENSTOWN SQUARE MEATS BENCHMARK 65
 Handicap - 1050m
 18 April 2024 - 16:29



Track Rating: Soft 5, Weather: Overcast, Rail Position: +6m

Section	Overall	1000m	800m	600m	400m	200m
Section Times	1:00.89 [6] (0:04.68)	0:56.21 [5] (0:11.23)	0:44.98 [2] (0:11.24)	0:33.74 [2] (0:10.66)	0:23.08 [2] (0:10.83)	0:12.25 [1] (0:12.25)
Average Speed [km/h]	38.0	64.2	64.9	67.7	66.5	58.7
Top Speed [km/h]	59.3	65.2	65.9	69.3	69.5	62.3
Avg. Dist. to Rail [m]	4.4	0.8	1.8	2.7	3.8	5.3
Avg. Stride Freq. [Hz]	2.5	2.6	2.5	2.6	2.6	2.4
Avg. Stride Length [m]	6.0	6.9	7.1	7.3	7.2	6.9



- [] Ranking at each section and finish
- .-.- No data available at this section
- NA No data available



Horse/Jockey Name	Bencoolen
Final Rank	7
Fastest Section Time (Section)	0:04.73 (Overall)
Top Speed [km/h] (Section)	68.7 (600m)
Race State	Finished

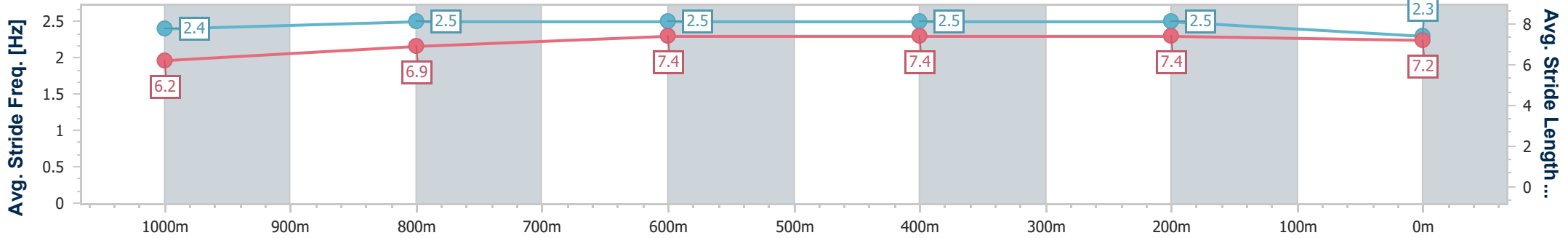
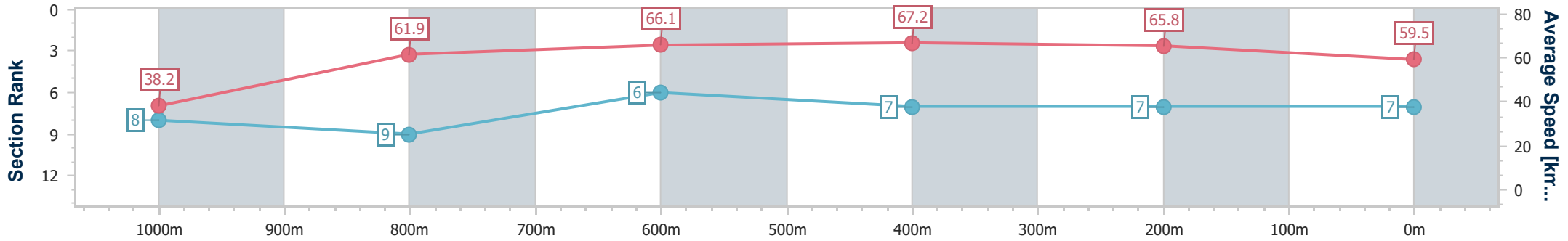


Rockhampton QLD Professional
 Race 11: ALLENSTOWN SQUARE MEATS BENCHMARK 65
 Handicap - 1050m
 18 April 2024 - 16:29



Track Rating: Soft 5, Weather: Overcast, Rail Position: +6m

Section	Overall	1000m	800m	600m	400m	200m
Section Times	1:01.16 [7] (0:04.73)	0:56.43 [8] (0:11.66)	0:44.77 [9] (0:11.01)	0:33.76 [6] (0:10.73)	0:23.03 [7] (0:10.94)	0:12.09 [7] (0:12.09)
Average Speed [km/h]	38.2	61.9	66.1	67.2	65.8	59.5
Top Speed [km/h]	54.8	65.5	67.3	68.7	68.6	62.8
Avg. Dist. to Rail [m]	6.0	1.1	1.3	4.4	5.7	6.2
Avg. Stride Freq. [Hz]	2.4	2.5	2.5	2.5	2.5	2.3
Avg. Stride Length [m]	6.2	6.9	7.4	7.4	7.4	7.2



- [] Ranking at each section and finish
- .-.- No data available at this section
- NA No data available



Horse/Jockey Name	So You Battle
Final Rank	8
Fastest Section Time (Section)	0:04.72 (Overall)
Top Speed [km/h] (Section)	68.6 (600m)
Race State	Finished

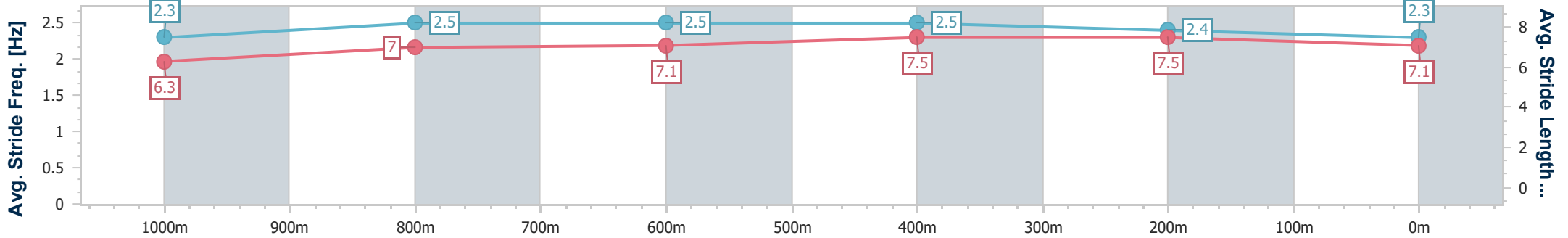
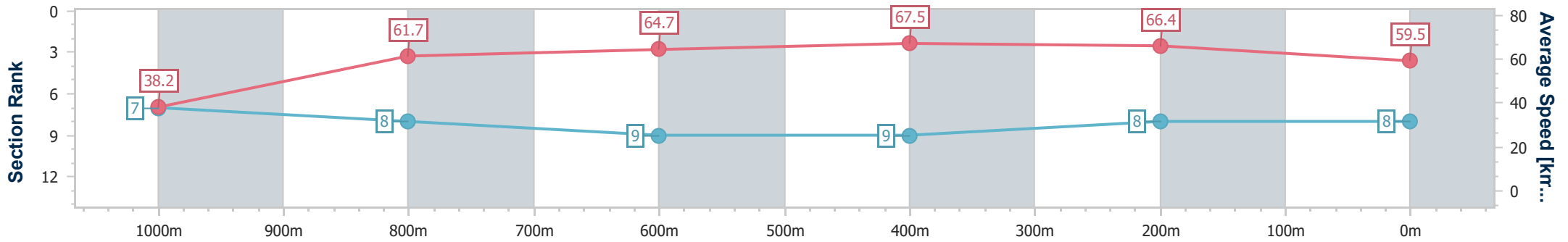


Rockhampton QLD Professional
 Race 11: ALLENSTOWN SQUARE MEATS BENCHMARK 65
 Handicap - 1050m
 18 April 2024 - 16:29



Track Rating: Soft 5, Weather: Overcast, Rail Position: +6m

Section	Overall	1000m	800m	600m	400m	200m
Section Times	1:01.17 [8] (0:04.72)	0:56.45 [7] (0:11.64)	0:44.81 [8] (0:11.19)	0:33.62 [9] (0:10.69)	0:22.93 [9] (0:10.84)	0:12.09 [8] (0:12.09)
Average Speed [km/h]	38.2	61.7	64.7	67.5	66.4	59.5
Top Speed [km/h]	55.7	65.1	65.7	68.6	68.5	63.5
Avg. Dist. to Rail [m]	3.7	0.8	1.0	3.1	3.5	5.0
Avg. Stride Freq. [Hz]	2.3	2.5	2.5	2.5	2.4	2.3
Avg. Stride Length [m]	6.3	7.0	7.1	7.5	7.5	7.1



- [] Ranking at each section and finish
- .-.- No data available at this section
- NA No data available



Horse/Jockey Name	Valtino
Final Rank	9
Fastest Section Time (Section)	0:04.63 (Overall)
Top Speed [km/h] (Section)	67.6 (600m)
Race State	Finished

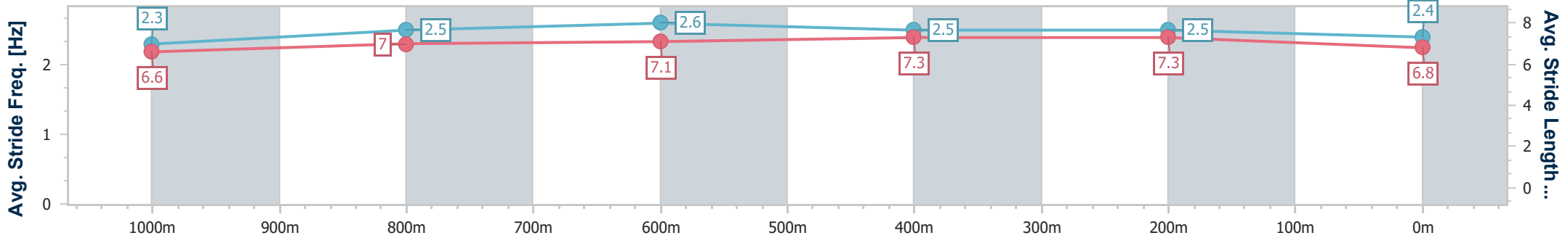
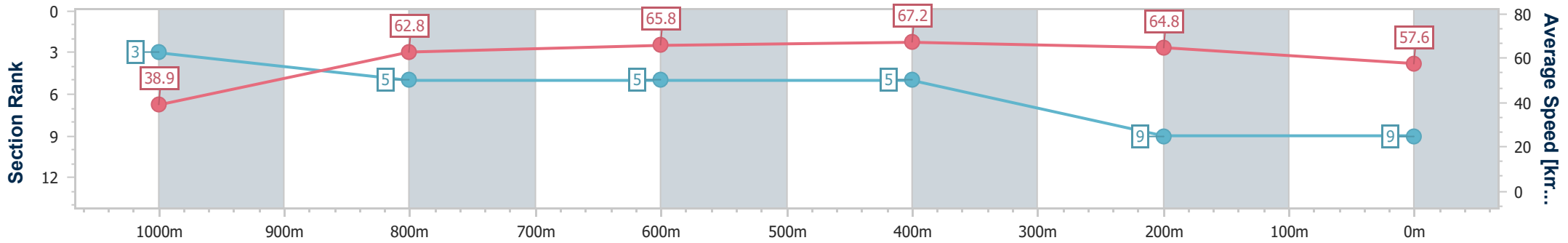


Rockhampton QLD Professional
 Race 11: ALLENSTOWN SQUARE MEATS BENCHMARK 65
 Handicap - 1050m
 18 April 2024 - 16:29



Track Rating: Soft 5, Weather: Overcast, Rail Position: +6m

Section	Overall	1000m	800m	600m	400m	200m
Section Times	1:01.66 [9] (0:04.63)	0:57.03 [3] (0:11.48)	0:45.55 [5] (0:11.20)	0:34.35 [5] (0:10.74)	0:23.61 [5] (0:11.09)	0:12.52 [9] (0:12.52)
Average Speed [km/h]	38.9	62.8	65.8	67.2	64.8	57.6
Top Speed [km/h]	56.2	65.9	66.5	67.6	66.3	62.4
Avg. Dist. to Rail [m]	2.1	0.7	2.8	4.6	6.6	7.2
Avg. Stride Freq. [Hz]	2.3	2.5	2.6	2.5	2.5	2.4
Avg. Stride Length [m]	6.6	7.0	7.1	7.3	7.3	6.8



- [] Ranking at each section and finish
- .-.- No data available at this section
- NA No data available



Horse/Jockey Name	Kahaylaan
Final Rank	10
Fastest Section Time (Section)	0:04.79 (Overall)
Top Speed [km/h] (Section)	67.9 (600m)
Race State	Finished

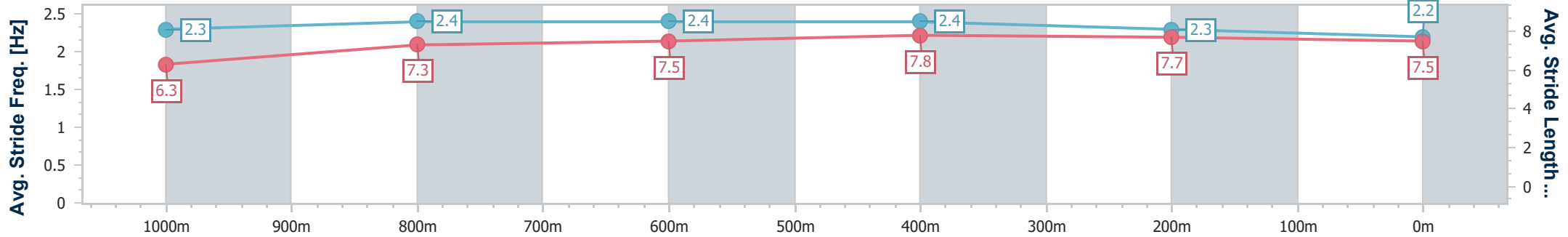
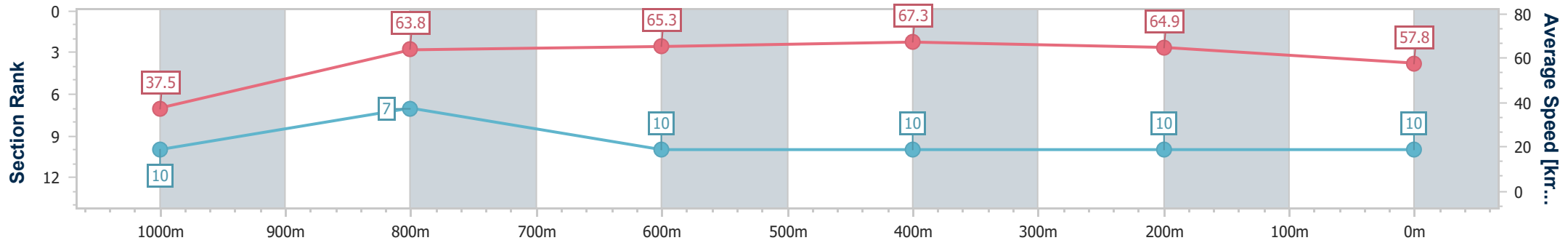


Rockhampton QLD Professional
 Race 11: ALLENSTOWN SQUARE MEATS BENCHMARK 65
 Handicap - 1050m
 18 April 2024 - 16:29



Track Rating: Soft 5, Weather: Overcast, Rail Position: +6m

Section	Overall	1000m	800m	600m	400m	200m
Section Times	1:02.01 [10] (0:04.79)	0:57.22 [10] (0:11.52)	0:45.70 [7] (0:11.43)	0:34.27 [10] (0:10.74)	0:23.53 [10] (0:11.08)	0:12.45 [10] (0:12.45)
Average Speed [km/h]	37.5	63.8	65.3	67.3	64.9	57.8
Top Speed [km/h]	55.7	66.0	66.1	67.9	67.4	61.9
Avg. Dist. to Rail [m]	10.3	4.1	4.7	7.2	8.6	9.2
Avg. Stride Freq. [Hz]	2.3	2.4	2.4	2.4	2.3	2.2
Avg. Stride Length [m]	6.3	7.3	7.5	7.8	7.7	7.5



- [] Ranking at each section and finish
- .-.- No data available at this section
- NA No data available



Horse/Jockey Name	Archer's Treasure
Final Rank	11
Fastest Section Time (Section)	0:04.73 (Overall)
Top Speed [km/h] (Section)	67.8 (600m)
Race State	Finished

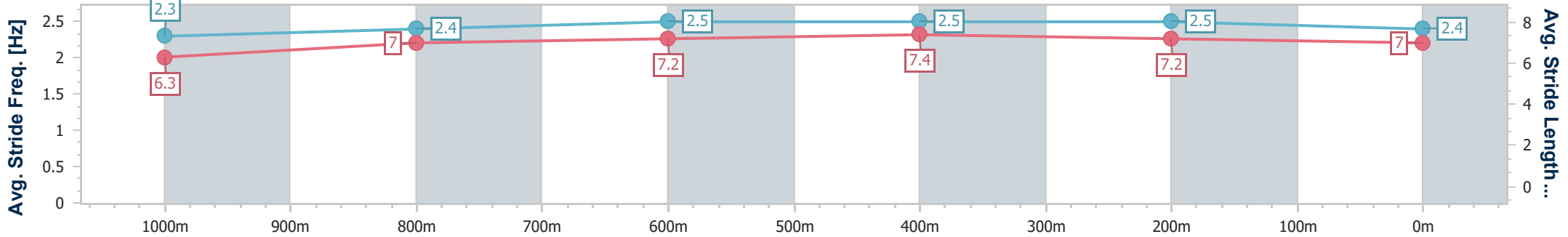
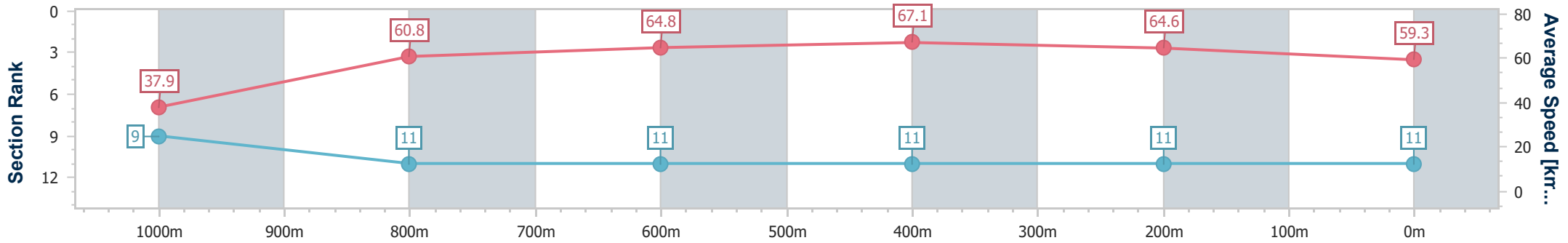


Rockhampton QLD Professional
 Race 11: ALLENSTOWN SQUARE MEATS BENCHMARK 65
 Handicap - 1050m
 18 April 2024 - 16:29



Track Rating: Soft 5, Weather: Overcast, Rail Position: +6m

Section	Overall	1000m	800m	600m	400m	200m
Section Times	1:02.12 [11] (0:04.73)	0:57.39 [9] (0:11.94)	0:45.45 [11] (0:11.42)	0:34.03 [11] (0:10.75)	0:23.28 [11] (0:11.15)	0:12.13 [11] (0:12.13)
Average Speed [km/h]	37.9	60.8	64.8	67.1	64.6	59.3
Top Speed [km/h]	55.0	65.1	66.1	67.8	67.3	61.9
Avg. Dist. to Rail [m]	7.2	2.1	3.3	5.8	6.4	6.1
Avg. Stride Freq. [Hz]	2.3	2.4	2.5	2.5	2.5	2.4
Avg. Stride Length [m]	6.3	7.0	7.2	7.4	7.2	7.0



- [] Ranking at each section and finish
- .-.- No data available at this section
- NA No data available