



# Rockhampton QLD Professional

## Race 8: TAB 2024 CAPRICORNIA YEARLING SALE CLASSIC QTIS 2YO PLATE - 1200m

18 April 2024 - 14:33



Track Rating: Soft 5, Weather: Overcast, Rail Position: +6m

Section		Overall	1000m	800m	600m	400m	200m	Last 600m					
Field Times		1:10.58 (0:12.47)	0:58.11 (0:11.10)	0:47.01 (0:11.98)	0:35.03 (0:11.29)	0:23.74 (0:11.54)	0:12.20 (0:12.20)	0:35.03					
Rank	TAB Horse/Jockey	Barrier	Top Speed [km/h]	Fastest Section							Margin	Distance Travelled [m]	
1	10 SILVER GLITTER Samantha Collett	10	66.7 1000m	0:10.98 1000m	1:10.58 [1] (0:13.47)	0:57.11 [12] (0:10.98)	0:46.13 [12] (0:11.96)	0:34.17 [12] (0:11.21)	0:22.96 [11] (0:11.17)	0:11.79 [7] (0:11.79)	1:10.58	0:34.17	
2	2 ROCKY RICH Les Tilley	2	67.7 1000m	0:11.11 1000m	1:10.63 [2] (0:13.06)	0:57.57 [7] (0:11.11)	0:46.46 [7] (0:11.81)	0:34.65 [7] (0:11.24)	0:23.41 [7] (0:11.34)	0:12.07 [4] (0:12.07)	0.32L	0:34.65	+3
3	1 ACEDROD Warwick Satherley	1	68.1 1000m	0:11.02 1000m	1:10.74 [3] (0:12.88)	0:57.86 [4] (0:11.02)	0:46.84 [4] (0:11.87)	0:34.97 [3] (0:11.29)	0:23.68 [3] (0:11.47)	0:12.21 [3] (0:12.21)	0.97L	0:34.97	+2
4	6 OOH LALOUVRE Jake Bayliss	6	67.7 1000m	0:11.09 1000m	1:10.96 [4] (0:12.93)	0:58.03 [5] (0:11.09)	0:46.94 [6] (0:11.93)	0:35.01 [6] (0:11.18)	0:23.83 [4] (0:11.28)	0:12.55 [2] (0:12.55)	2.26L	0:35.01	-1
5	11 TRAVELLING SWEET Justin Huxtable	11	67.8 1000m	0:10.96 1000m	1:11.14 [5] (0:13.05)	0:58.09 [6] (0:10.96)	0:47.13 [5] (0:11.92)	0:35.21 [5] (0:11.26)	0:23.95 [6] (0:11.38)	0:12.57 [5] (0:12.57)	3.29L	0:35.21	-5
6	7 PROPOSE Jason Taylor	7	66.9 1000m	0:11.01 1000m	1:11.16 [6] (0:13.40)	0:57.76 [10] (0:11.01)	0:46.75 [10] (0:11.95)	0:34.80 [11] (0:11.15)	0:23.65 [10] (0:11.44)	0:12.21 [11] (0:12.21)	3.43L	0:34.80	-6
7	12 VICTORY STATEMENT Jim Byrne	12	68.0 1000m	0:11.14 1000m	1:11.18 [7] (0:13.15)	0:58.03 [9] (0:11.14)	0:46.89 [8] (0:11.94)	0:34.95 [10] (0:11.20)	0:23.75 [9] (0:11.39)	0:12.36 [9] (0:12.36)	3.55L	0:34.95	+5
8	4 CHIMERA MAGIC Ryan Wiggins	4	68.4 Overall	0:11.18 1000m	1:11.33 [8] (0:12.53)	0:58.80 [2] (0:11.18)	0:47.62 [2] (0:11.86)	0:35.76 [2] (0:11.32)	0:24.44 [2] (0:11.49)	0:12.95 [1] (0:12.95)	4.45L	0:35.76	-6
9	3 BOOGIE FEVER Justin Stanley	3	67.1 1000m	0:11.16 1000m	1:11.42 [9] (0:13.13)	0:58.29 [8] (0:11.16)	0:47.13 [9] (0:11.94)	0:35.19 [9] (0:11.18)	0:24.01 [8] (0:11.53)	0:12.48 [10] (0:12.48)	4.96L	0:35.19	+0
10	5 MARGOT BARBIE Jackson Murphy	5	69.0 Overall	0:11.10 1000m	1:11.56 [10] (0:12.47)	0:59.09 [1] (0:11.10)	0:47.99 [1] (0:11.98)	0:36.01 [1] (0:11.29)	0:24.72 [1] (0:11.78)	0:12.94 [6] (0:12.94)	5.8L	0:36.01	-3

[ ] Ranking at each section and finish  
 -:-:- No data available at this section  
 NA No data available  
 SCN Saddle cloth number  
 DNF Did not finish  
 DNT Did not track



**Rockhampton QLD Professional**  
**Race 8: TAB 2024 CAPRICORNIA YEARLING SALE CLASSIC QTIS 2YO**  
**PLATE - 1200m**  
**18 April 2024 - 14:33**



Track Rating: Soft 5, Weather: Overcast, Rail Position: +6m

Section		Overall	1000m	800m	600m	400m	200m	Last 600m					
Field Times		1:10.58 (0:12.47)	0:58.11 (0:11.10)	0:47.01 (0:11.98)	0:35.03 (0:11.29)	0:23.74 (0:11.54)	0:12.20 (0:12.20)	0:35.03					
Rank	TAB Horse/Jockey	Barrier	Top Speed [km/h]	Fastest Section				Margin	Distance Travelled [m]				
11	8 <b>ROCKY BLONDE</b> Chris Whiteley	8	67.4 1000m	0:10.99 1000m	1:11.73 [11] (0:12.81)	0:58.92 [3] (0:10.99)	0:47.93 [3] (0:12.00)	0:35.93 [4] (0:11.34)	0:24.59 [5] (0:11.66)	0:12.93 [8] (0:12.93)	6.77L	0:35.93	-5
12	9 <b>SEWN UP</b> Bailey Wheeler	9	67.9 1000m	0:10.97 1000m	1:13.40 [12] (0:13.44)	0:59.96 [11] (0:10.97)	0:48.99 [11] (0:11.75)	0:37.24 [8] (0:11.57)	0:25.67 [12] (0:11.96)	0:13.71 [12] (0:13.71)	16.61L	0:37.24	+2

[ ] Ranking at each section and finish  
 -:-:-:- No data available at this section  
 NA No data available

SCN Saddle cloth number  
 DNF Did not finish  
 DNT Did not track



Horse/Jockey Name	Silver Glitter
Final Rank	1
Fastest Section Time (Section)	0:10.98 (1000m)
Top Speed [km/h] (Section)	66.7 (1000m)
Race State	Finished



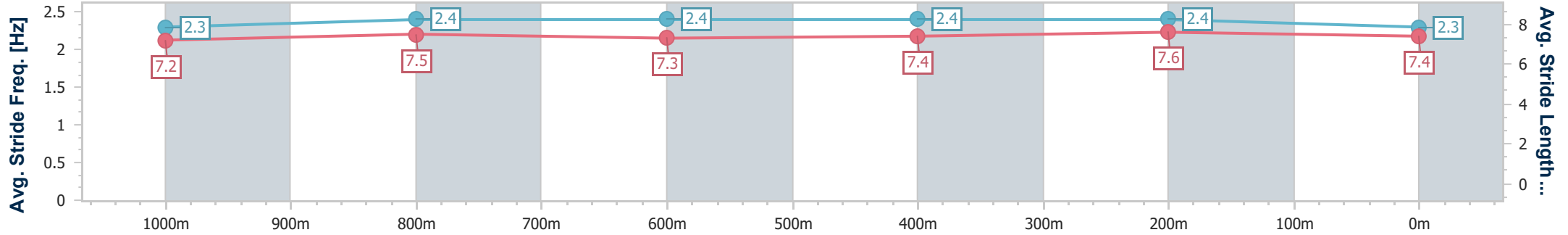
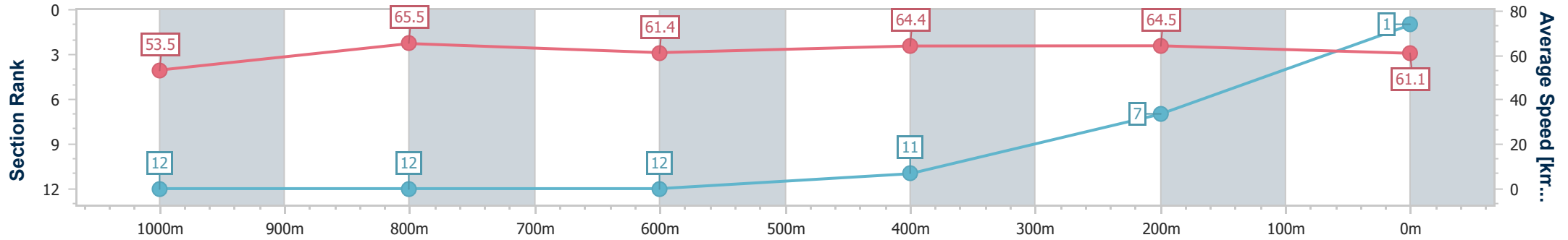
Rockhampton QLD Professional  
Race 8: TAB 2024 CAPRICORNIA YEARLING SALE CLASSIC  
QTIS 2YO PLATE - 1200m

18 April 2024 - 14:33

Track Rating: Soft 5, Weather: Overcast, Rail Position: +6m



Section	Overall	1000m	800m	600m	400m	200m
Section Times	1:10.58 [1] (0:13.47)	0:57.11 [12] (0:10.98)	0:46.13 [12] (0:11.96)	0:34.17 [12] (0:11.21)	0:22.96 [11] (0:11.17)	0:11.79 [7] (0:11.79)
Average Speed [km/h]	53.5	65.5	61.4	64.4	64.5	61.1
Top Speed [km/h]	65.9	66.7	65.1	66.6	66.6	63.7
Avg. Dist. to Rail [m]	2.0	0.4	2.6	5.2	6.4	8.7
Avg. Stride Freq. [Hz]	2.3	2.4	2.4	2.4	2.4	2.3
Avg. Stride Length [m]	7.2	7.5	7.3	7.4	7.6	7.4



- [ ] Ranking at each section and finish
- .-.- No data available at this section
- NA No data available



Horse/Jockey Name	Rocky Rich
Final Rank	2
Fastest Section Time (Section)	0:11.11 (1000m)
Top Speed [km/h] (Section)	67.7 (1000m)
Race State	Finished



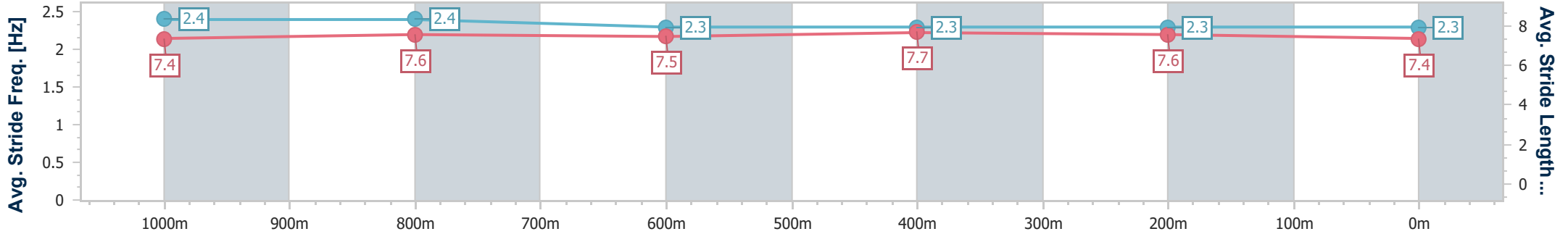
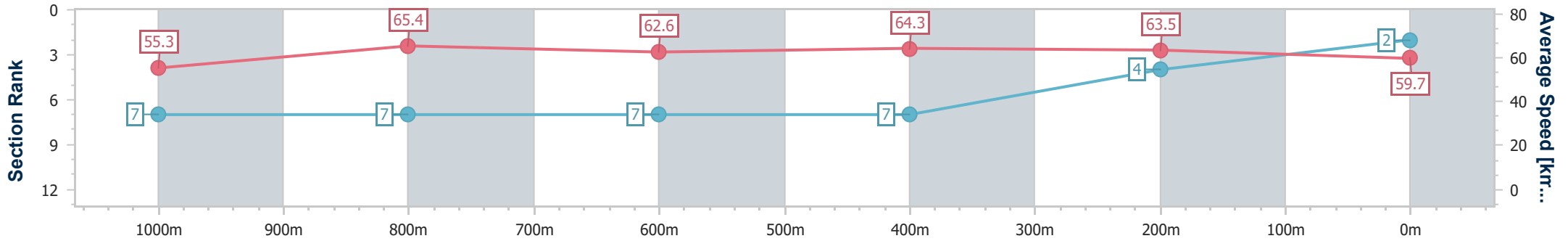
Rockhampton QLD Professional  
Race 8: TAB 2024 CAPRICORNIA YEARLING SALE CLASSIC  
QTIS 2YO PLATE - 1200m

18 April 2024 - 14:33

Track Rating: Soft 5, Weather: Overcast, Rail Position: +6m



Section	Overall	1000m	800m	600m	400m	200m
Section Times	1:10.63 [2] (0:13.06)	0:57.57 [7] (0:11.11)	0:46.46 [7] (0:11.81)	0:34.65 [7] (0:11.24)	0:23.41 [7] (0:11.34)	0:12.07 [4]
Average Speed [km/h]	55.3	65.4	62.6	64.3	63.5	59.7
Top Speed [km/h]	66.2	67.7	65.1	65.3	64.9	62.0
Avg. Dist. to Rail [m]	4.3	1.4	3.3	6.9	9.3	9.8
Avg. Stride Freq. [Hz]	2.4	2.4	2.3	2.3	2.3	2.3
Avg. Stride Length [m]	7.4	7.6	7.5	7.7	7.6	7.4



- [ ] Ranking at each section and finish
- .-.- No data available at this section
- NA No data available



Horse/Jockey Name	Acedrod
Final Rank	3
Fastest Section Time (Section)	0:11.02 (1000m)
Top Speed [km/h] (Section)	68.1 (1000m)
Race State	Finished



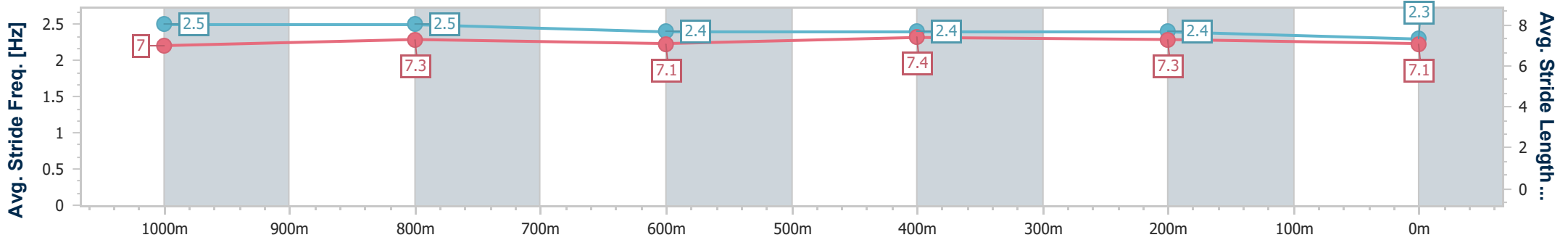
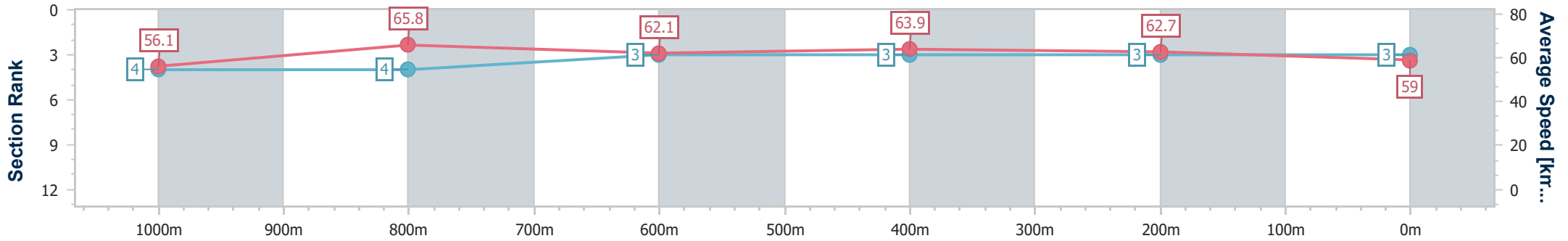
Rockhampton QLD Professional  
 Race 8: TAB 2024 CAPRICORNIA YEARLING SALE CLASSIC  
 QTIS 2YO PLATE - 1200m

18 April 2024 - 14:33



Track Rating: Soft 5, Weather: Overcast, Rail Position: +6m

Section	Overall	1000m	800m	600m	400m	200m
Section Times	1:10.74 [3] (0:12.88)	0:57.86 [4] (0:11.02)	0:46.84 [4] (0:11.87)	0:34.97 [3] (0:11.29)	0:23.68 [3] (0:11.47)	0:12.21 [3] (0:12.21)
Average Speed [km/h]	56.1	65.8	62.1	63.9	62.7	59.0
Top Speed [km/h]	66.9	68.1	63.6	65.1	64.3	61.1
Avg. Dist. to Rail [m]	5.3	1.4	3.0	5.3	5.3	5.3
Avg. Stride Freq. [Hz]	2.5	2.5	2.4	2.4	2.4	2.3
Avg. Stride Length [m]	7.0	7.3	7.1	7.4	7.3	7.1



- [ ] Ranking at each section and finish
- .-.- No data available at this section
- NA No data available



Horse/Jockey Name	Oohlalouvre
Final Rank	4
Fastest Section Time (Section)	0:11.09 (1000m)
Top Speed [km/h] (Section)	67.7 (1000m)
Race State	Finished



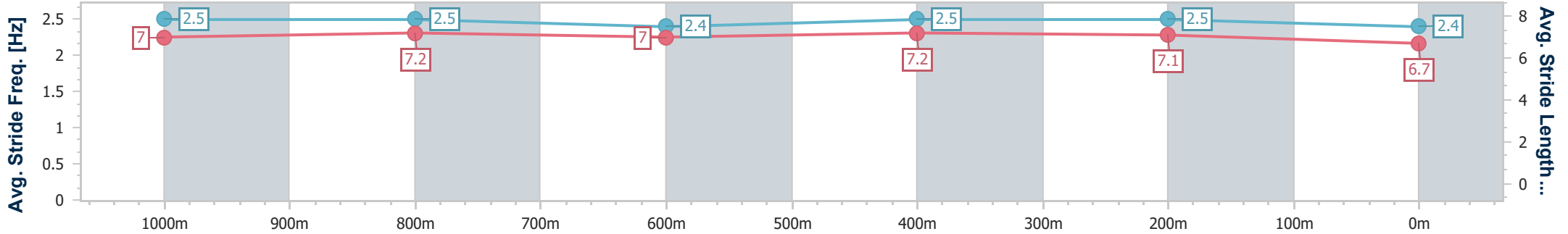
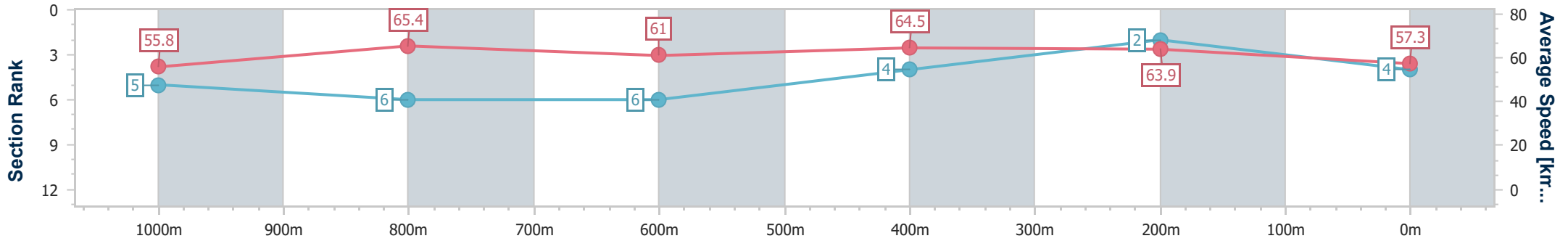
Rockhampton QLD Professional  
 Race 8: TAB 2024 CAPRICORNIA YEARLING SALE CLASSIC  
 QTIS 2YO PLATE - 1200m

18 April 2024 - 14:33



Track Rating: Soft 5, Weather: Overcast, Rail Position: +6m

Section	Overall	1000m	800m	600m	400m	200m
Section Times	1:10.96 [4] (0:12.93)	0:58.03 [5] (0:11.09)	0:46.94 [6] (0:11.93)	0:35.01 [6] (0:11.18)	0:23.83 [4] (0:11.28)	0:12.55 [2] (0:12.55)
Average Speed [km/h]	55.8	65.4	61.0	64.5	63.9	57.3
Top Speed [km/h]	67.1	67.7	62.2	66.8	66.1	60.6
Avg. Dist. to Rail [m]	2.2	1.2	1.4	3.0	3.1	4.2
Avg. Stride Freq. [Hz]	2.5	2.5	2.4	2.5	2.5	2.4
Avg. Stride Length [m]	7.0	7.2	7.0	7.2	7.1	6.7



- [ ] Ranking at each section and finish
- .-.- No data available at this section
- NA No data available



Horse/Jockey Name	Travelling Sweet
Final Rank	5
Fastest Section Time (Section)	0:10.96 (1000m)
Top Speed [km/h] (Section)	67.8 (1000m)
Race State	Finished



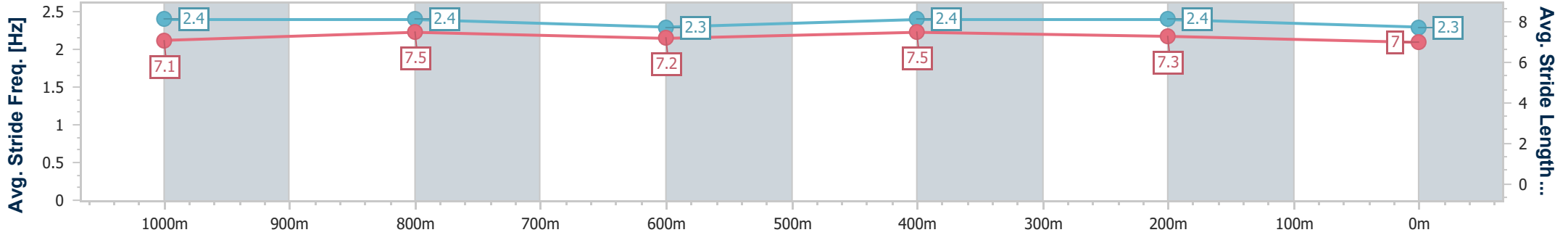
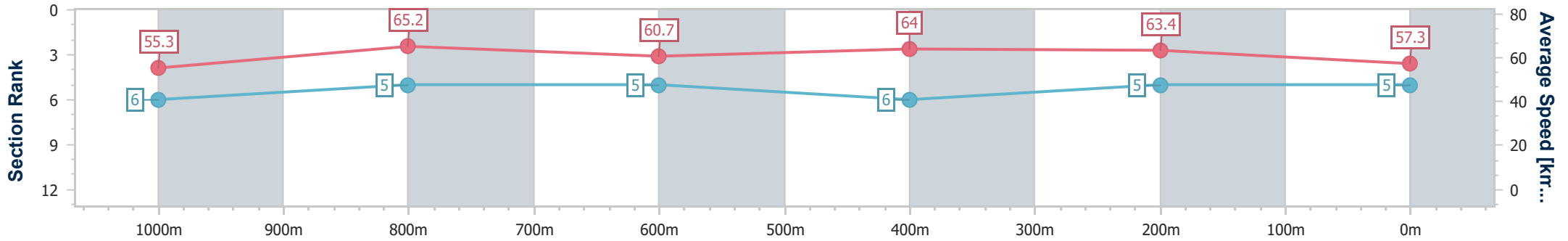
Rockhampton QLD Professional  
 Race 8: TAB 2024 CAPRICORNIA YEARLING SALE CLASSIC  
 QTIS 2YO PLATE - 1200m

18 April 2024 - 14:33

Track Rating: Soft 5, Weather: Overcast, Rail Position: +6m



Section	Overall	1000m	800m	600m	400m	200m
Section Times	1:11.14 [5] (0:13.05)	0:58.09 [6] (0:10.96)	0:47.13 [5] (0:11.92)	0:35.21 [5] (0:11.26)	0:23.95 [6] (0:11.38)	0:12.57 [5] (0:12.57)
Average Speed [km/h]	55.3	65.2	60.7	64.0	63.4	57.3
Top Speed [km/h]	66.9	67.8	62.3	65.8	64.9	60.4
Avg. Dist. to Rail [m]	2.7	0.8	1.2	3.5	5.5	6.2
Avg. Stride Freq. [Hz]	2.4	2.4	2.3	2.4	2.4	2.3
Avg. Stride Length [m]	7.1	7.5	7.2	7.5	7.3	7.0



- [ ] Ranking at each section and finish
- .-.- No data available at this section
- NA No data available



Horse/Jockey Name	Propose
Final Rank	6
Fastest Section Time (Section)	0:11.01 (1000m)
Top Speed [km/h] (Section)	66.9 (1000m)
Race State	Finished



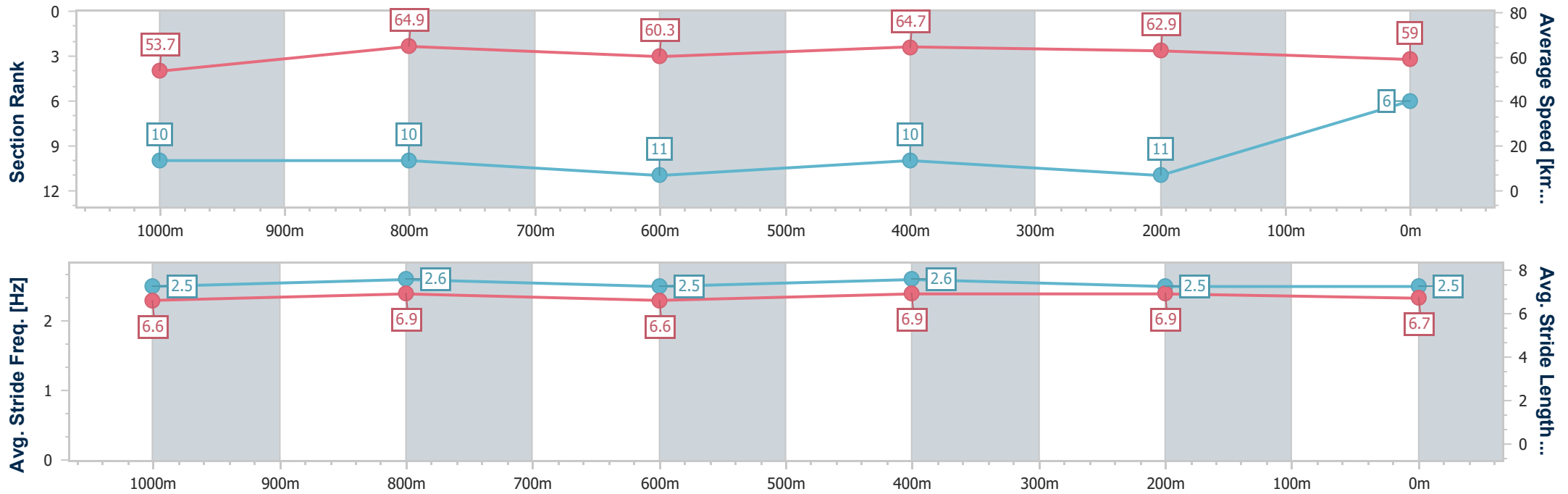
Rockhampton QLD Professional  
 Race 8: TAB 2024 CAPRICORNIA YEARLING SALE CLASSIC  
 QTIS 2YO PLATE - 1200m



18 April 2024 - 14:33

Track Rating: Soft 5, Weather: Overcast, Rail Position: +6m

Section	Overall	1000m	800m	600m	400m	200m
Section Times	1:11.16 [6] (0:13.40)	0:57.76 [10] (0:11.01)	0:46.75 [10] (0:11.95)	0:34.80 [11] (0:11.15)	0:23.65 [10] (0:11.44)	0:12.21 [11] (0:12.21)
Average Speed [km/h]	53.7	64.9	60.3	64.7	62.9	59.0
Top Speed [km/h]	66.5	66.9	63.3	66.2	65.0	61.3
Avg. Dist. to Rail [m]	1.6	1.2	1.3	3.1	6.2	9.1
Avg. Stride Freq. [Hz]	2.5	2.6	2.5	2.6	2.5	2.5
Avg. Stride Length [m]	6.6	6.9	6.6	6.9	6.9	6.7



- [ ] Ranking at each section and finish
- .-.- No data available at this section
- NA No data available





Horse/Jockey Name	Victory Statement
Final Rank	7
Fastest Section Time (Section)	0:11.14 (1000m)
Top Speed [km/h] (Section)	68.0 (1000m)
Race State	Finished



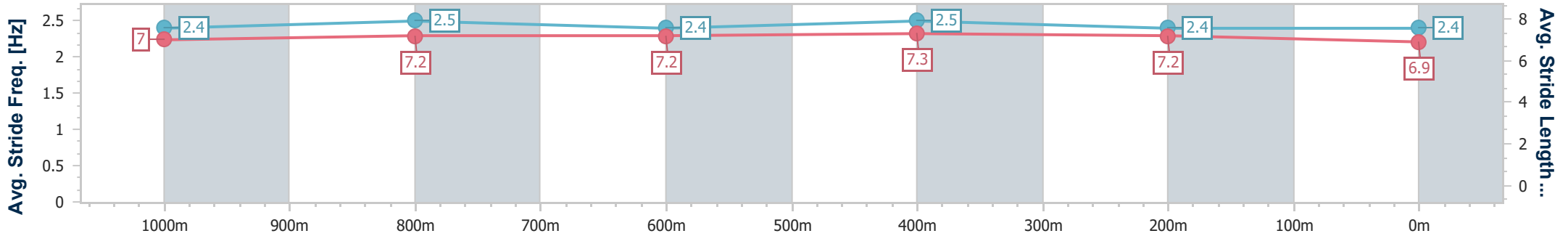
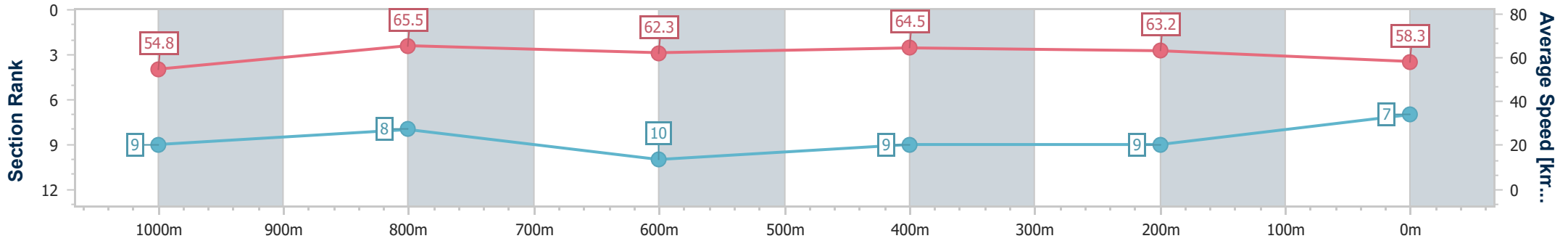
Rockhampton QLD Professional  
 Race 8: TAB 2024 CAPRICORNIA YEARLING SALE CLASSIC  
 QTIS 2YO PLATE - 1200m

18 April 2024 - 14:33



Track Rating: Soft 5, Weather: Overcast, Rail Position: +6m

Section	Overall	1000m	800m	600m	400m	200m
Section Times	1:11.18 [7] (0:13.15)	0:58.03 [9] (0:11.14)	0:46.89 [8] (0:11.94)	0:34.95 [10] (0:11.20)	0:23.75 [9] (0:11.39)	0:12.36 [9] (0:12.36)
Average Speed [km/h]	54.8	65.5	62.3	64.5	63.2	58.3
Top Speed [km/h]	65.9	68.0	63.8	65.7	65.6	60.6
Avg. Dist. to Rail [m]	1.0	2.0	4.1	7.1	8.6	8.5
Avg. Stride Freq. [Hz]	2.4	2.5	2.4	2.5	2.4	2.4
Avg. Stride Length [m]	7.0	7.2	7.2	7.3	7.2	6.9



- [ ] Ranking at each section and finish
- .-.- No data available at this section
- NA No data available



Horse/Jockey Name	Chimera Magic
Final Rank	8
Fastest Section Time (Section)	0:11.18 (1000m)
Top Speed [km/h] (Section)	68.4 (Overall)
Race State	Finished



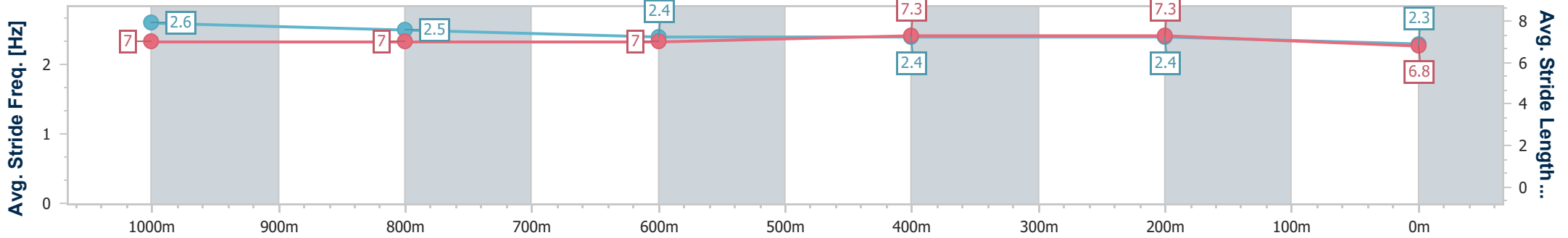
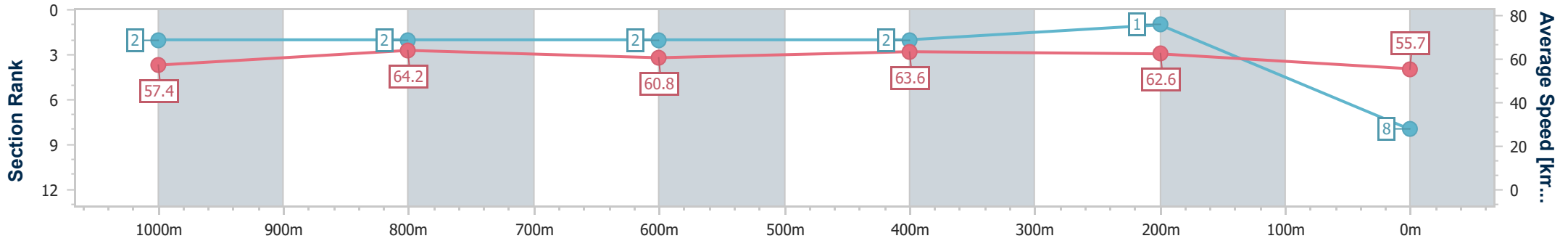
Rockhampton QLD Professional  
 Race 8: TAB 2024 CAPRICORNIA YEARLING SALE CLASSIC  
 QTIS 2YO PLATE - 1200m

18 April 2024 - 14:33



Track Rating: Soft 5, Weather: Overcast, Rail Position: +6m

Section	Overall	1000m	800m	600m	400m	200m
Section Times	1:11.33 [8] (0:12.53)	0:58.80 [2] (0:11.18)	0:47.62 [2] (0:11.86)	0:35.76 [2] (0:11.32)	0:24.44 [2] (0:11.49)	0:12.95 [1] (0:12.95)
Average Speed [km/h]	57.4	64.2	60.8	63.6	62.6	55.7
Top Speed [km/h]	68.4	67.4	62.7	64.7	64.6	60.7
Avg. Dist. to Rail [m]	0.5	0.5	0.5	0.4	1.0	1.7
Avg. Stride Freq. [Hz]	2.6	2.5	2.4	2.4	2.4	2.3
Avg. Stride Length [m]	7.0	7.0	7.0	7.3	7.3	6.8



- [ ] Ranking at each section and finish
- .-.- No data available at this section
- NA No data available



Horse/Jockey Name	Boogie Fever
Final Rank	9
Fastest Section Time (Section)	0:11.16 (1000m)
Top Speed [km/h] (Section)	67.1 (1000m)
Race State	Finished



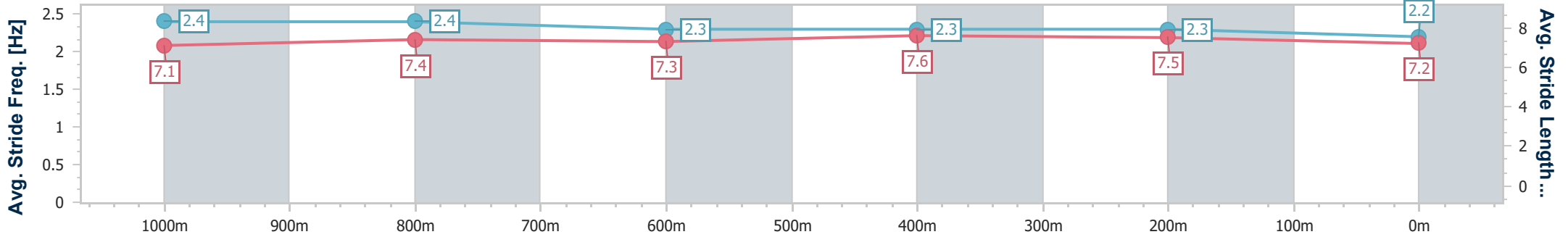
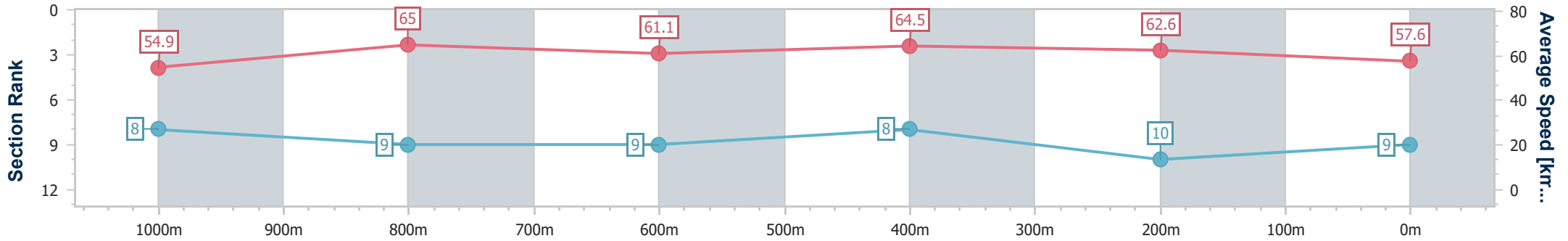
Rockhampton QLD Professional  
 Race 8: TAB 2024 CAPRICORNIA YEARLING SALE CLASSIC  
 QTIS 2YO PLATE - 1200m



18 April 2024 - 14:33

Track Rating: Soft 5, Weather: Overcast, Rail Position: +6m

Section	Overall	1000m	800m	600m	400m	200m
Section Times	1:11.42 [9] (0:13.13)	0:58.29 [8] (0:11.16)	0:47.13 [9] (0:11.94)	0:35.19 [9] (0:11.18)	0:24.01 [8] (0:11.53)	0:12.48 [10] (0:12.48)
Average Speed [km/h]	54.9	65.0	61.1	64.5	62.6	57.6
Top Speed [km/h]	66.7	67.1	63.2	65.8	65.2	61.2
Avg. Dist. to Rail [m]	0.5	0.9	2.0	3.3	4.5	5.4
Avg. Stride Freq. [Hz]	2.4	2.4	2.3	2.3	2.3	2.2
Avg. Stride Length [m]	7.1	7.4	7.3	7.6	7.5	7.2



- [ ] Ranking at each section and finish
- .-.- No data available at this section
- NA No data available



Horse/Jockey Name	Margot Barbie
Final Rank	10
Fastest Section Time (Section)	0:11.10 (1000m)
Top Speed [km/h] (Section)	69.0 (Overall)
Race State	Finished



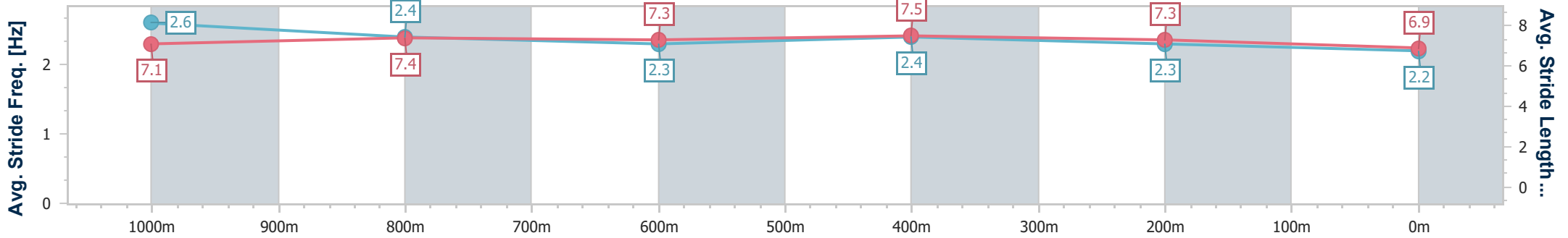
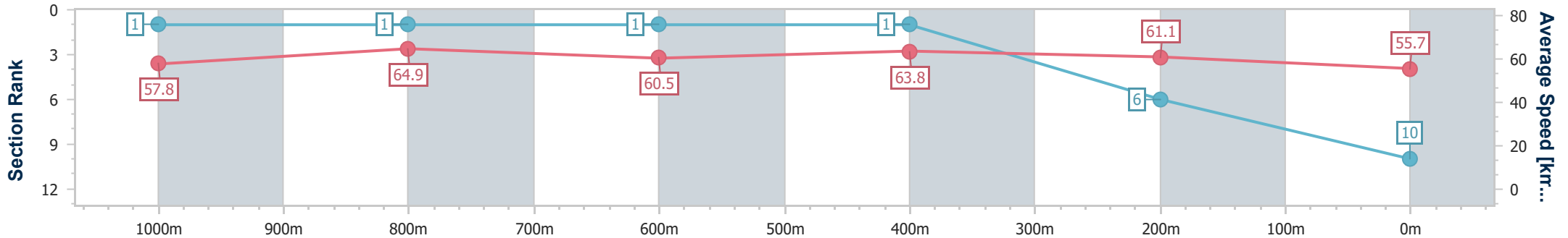
Rockhampton QLD Professional  
 Race 8: TAB 2024 CAPRICORNIA YEARLING SALE CLASSIC  
 QTIS 2YO PLATE - 1200m



18 April 2024 - 14:33

Track Rating: Soft 5, Weather: Overcast, Rail Position: +6m

Section	Overall	1000m	800m	600m	400m	200m
Section Times	1:11.56 [10] (0:12.47)	0:59.09 [1] (0:11.10)	0:47.99 [1] (0:11.98)	0:36.01 [1] (0:11.29)	0:24.72 [1] (0:11.78)	0:12.94 [6] (0:12.94)
Average Speed [km/h]	57.8	64.9	60.5	63.8	61.1	55.7
Top Speed [km/h]	69.0	68.3	62.5	64.1	63.6	59.1
Avg. Dist. to Rail [m]	2.5	0.4	0.8	3.0	4.3	4.0
Avg. Stride Freq. [Hz]	2.6	2.4	2.3	2.4	2.3	2.2
Avg. Stride Length [m]	7.1	7.4	7.3	7.5	7.3	6.9



- [ ] Ranking at each section and finish
- .-.- No data available at this section
- NA No data available



Horse/Jockey Name	Rocky Blonde
Final Rank	11
Fastest Section Time (Section)	0:10.99 (1000m)
Top Speed [km/h] (Section)	67.4 (1000m)
Race State	Finished



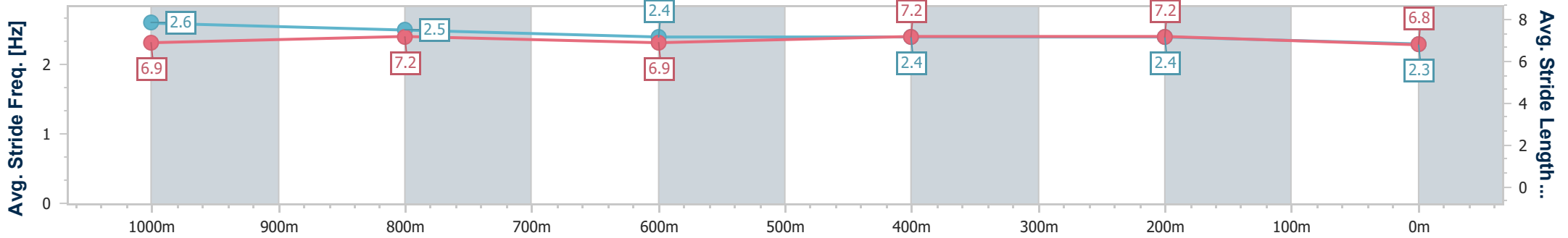
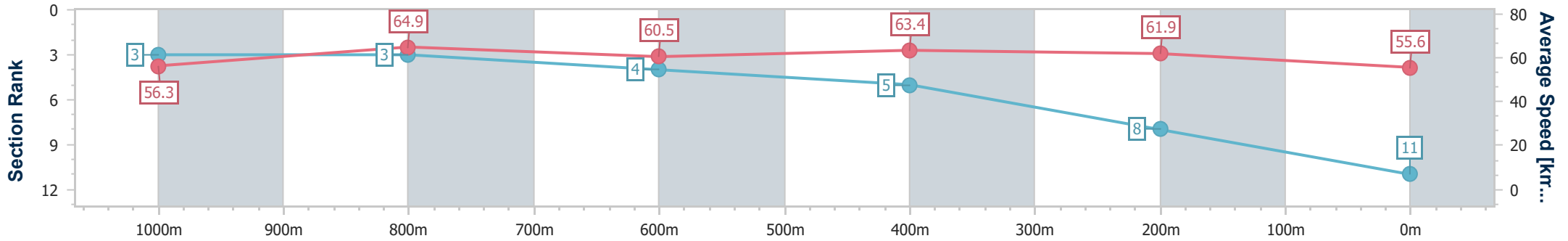
Rockhampton QLD Professional  
 Race 8: TAB 2024 CAPRICORNIA YEARLING SALE CLASSIC  
 QTIS 2YO PLATE - 1200m



18 April 2024 - 14:33

Track Rating: Soft 5, Weather: Overcast, Rail Position: +6m

Section	Overall	1000m	800m	600m	400m	200m
Section Times	1:11.73 [11] (0:12.81)	0:58.92 [3] (0:10.99)	0:47.93 [3] (0:12.00)	0:35.93 [4] (0:11.34)	0:24.59 [5] (0:11.66)	0:12.93 [8] (0:12.93)
Average Speed [km/h]	56.3	64.9	60.5	63.4	61.9	55.6
Top Speed [km/h]	66.7	67.4	63.1	65.1	64.4	59.8
Avg. Dist. to Rail [m]	0.6	1.0	1.2	3.1	2.8	1.1
Avg. Stride Freq. [Hz]	2.6	2.5	2.4	2.4	2.4	2.3
Avg. Stride Length [m]	6.9	7.2	6.9	7.2	7.2	6.8



- [ ] Ranking at each section and finish
- .-.- No data available at this section
- NA No data available



Horse/Jockey Name	Sewn Up
Final Rank	12
Fastest Section Time (Section)	0:10.97 (1000m)
Top Speed [km/h] (Section)	67.9 (1000m)
Race State	Finished



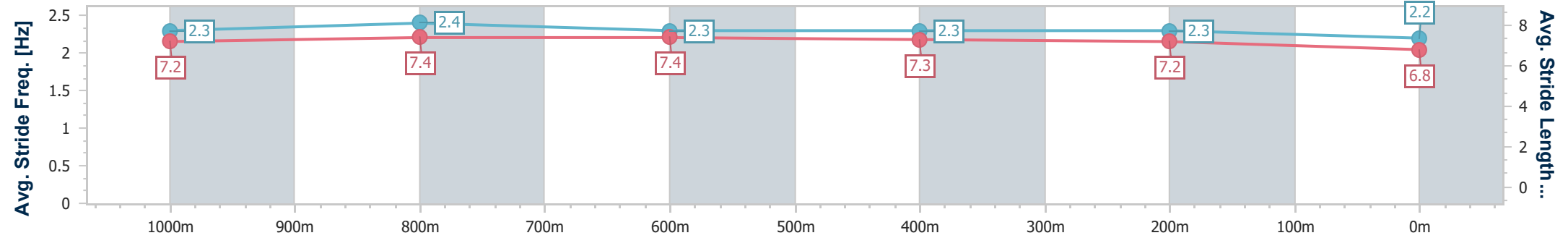
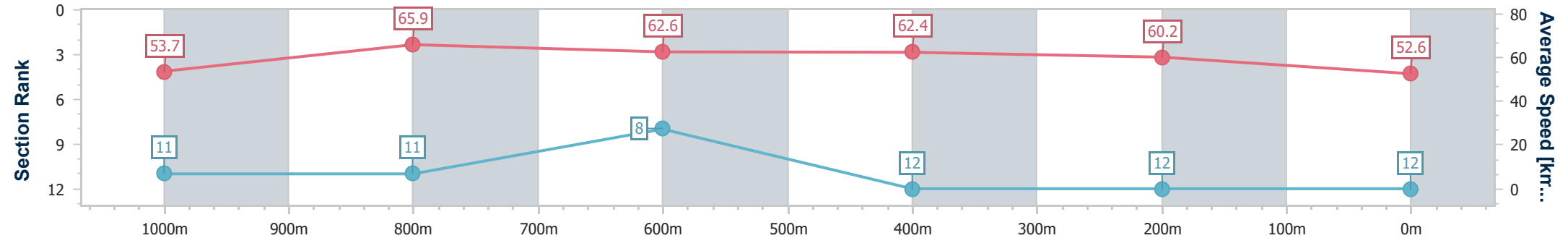
Rockhampton QLD Professional  
 Race 8: TAB 2024 CAPRICORNIA YEARLING SALE CLASSIC  
 QTIS 2YO PLATE - 1200m



18 April 2024 - 14:33

Track Rating: Soft 5, Weather: Overcast, Rail Position: +6m

Section	Overall	1000m	800m	600m	400m	200m
Section Times	1:13.40 [12] (0:13.44)	0:59.96 [11] (0:10.97)	0:48.99 [11] (0:11.75)	0:37.24 [8] (0:11.57)	0:25.67 [12] (0:11.96)	0:13.71 [12] (0:13.71)
Average Speed [km/h]	53.7	65.9	62.6	62.4	60.2	52.6
Top Speed [km/h]	64.8	67.9	64.7	63.6	63.0	58.2
Avg. Dist. to Rail [m]	4.3	0.8	2.8	6.7	8.4	7.9
Avg. Stride Freq. [Hz]	2.3	2.4	2.3	2.3	2.3	2.2
Avg. Stride Length [m]	7.2	7.4	7.4	7.3	7.2	6.8



- [ ] Ranking at each section and finish
- .-.- No data available at this section
- NA No data available