



# Rockhampton QLD Professional

## Race 7: STAGE AND AUDIO BENCHMARK 70 Handicap - 1300m

18 April 2024 - 14:01



Track Rating: Soft 5, Weather: Overcast, Rail Position: +6m

Section							Overall	1200m	1000m	800m	600m	400m	Last 600m
Field Times							1:16.71 (0:07.66)	1:09.05 (0:11.59)	0:57.46 (0:11.62)	0:45.84 (0:11.80)	0:34.04 (0:11.01)	0:23.03 (0:11.14)	0:34.04
Rank	TAB	Horse/Jockey	Barrier	Top Speed [km/h]	Fastest Section								Distance Travelled [m]
1	1	<b>MOMACK</b> Brooke Johnson	1	66.3 400m	0:07.66 Overall	1:16.71 [1] (0:07.66)	1:09.05 [2] (0:11.59)	0:57.46 [1] (0:11.62)	0:45.84 [1] (0:11.80)	0:34.04 [1] (0:11.04)	0:23.00 [2] (0:11.11)	0:34.04	
2	4	<b>BUNGARRIBEE LAD</b> Justin Huxtable	4	67.9 600m	0:07.66 Overall	1:16.80 [2] (0:07.66)	1:09.14 [1] (0:11.83)	0:57.31 [3] (0:11.71)	0:45.60 [3] (0:11.83)	0:33.77 [3] (0:10.91)	0:22.86 [3] (0:11.02)	0:33.77	-2
3	2	<b>AWOL</b> Emily Lang	2	67.2 400m	0:07.79 Overall	1:16.83 [3] (0:07.79)	1:09.04 [3] (0:11.59)	0:57.45 [2] (0:11.59)	0:45.86 [2] (0:11.80)	0:34.06 [2] (0:10.91)	0:23.15 [1] (0:11.14)	0:34.06	+4
4	3	<b>TRICKY BEANS</b> Ashley Butler	3	67.1 400m	0:07.95 Overall	1:17.23 [4] (0:07.95)	1:09.28 [4] (0:11.79)	0:57.49 [5] (0:11.79)	0:45.70 [5] (0:11.70)	0:34.00 [5] (0:10.99)	0:23.01 [6] (0:11.11)	0:34.00	-1
5	5	<b>DOLLAR DOLLAR</b> Ryan Wiggins	5	67.4 400m	0:08.06 Overall	1:17.30 [5] (0:08.06)	1:09.24 [5] (0:11.65)	0:57.59 [4] (0:11.64)	0:45.95 [4] (0:11.82)	0:34.13 [4] (0:10.92)	0:23.21 [4] (0:11.09)	0:34.13	+5
6	6	<b>BOLD HUNTER</b> Jackson Murphy	6	68.0 600m	0:08.20 Overall	1:17.43 [6] (0:08.20)	1:09.23 [6] (0:11.79)	0:57.44 [6] (0:11.64)	0:45.80 [6] (0:11.78)	0:34.02 [6] (0:10.79)	0:23.23 [5] (0:11.06)	0:34.02	+5

Scratched: Starhattan (#7), Penman (#8)

[ ] Ranking at each section and finish  
 -:-:- No data available at this section  
 NA No data available

SCN Saddle cloth number  
 DNF Did not finish  
 DNT Did not track



# Rockhampton QLD Professional

## Race 7: STAGE AND AUDIO BENCHMARK 70 Handicap - 1300m

18 April 2024 - 14:01



Track Rating: Soft 5, Weather: Overcast, Rail Position: +6m

Section				200m				Last 600m		
Field Times				0:11.89 (0:11.89)				0:34.04		
Rank	TAB	Horse/Jockey	Barrier	Top Speed [km/h]	Fastest Section	Margin			Distance Travelled [m]	
1	1	<b>MOMACK</b> Brooke Johnson	1	66.3 400m	0:07.66 Overall	0:11.89 [2] (0:11.89)	1:16.71		0:34.04	
2	4	<b>BUNGARRIBEE LAD</b> Justin Huxtable	4	67.9 600m	0:07.66 Overall	0:11.84 [3] (0:11.84)	0.55L		0:33.77	-2
3	2	<b>AWOL</b> Emily Lang	2	67.2 400m	0:07.79 Overall	0:12.01 [1] (0:12.01)	0.74L		0:34.06	+4
4	3	<b>TRICKY BEANS</b> Ashley Butler	3	67.1 400m	0:07.95 Overall	0:11.90 [6] (0:11.90)	3.09L		0:34.00	-1
5	5	<b>DOLLAR DOLLAR</b> Ryan Wiggins	5	67.4 400m	0:08.06 Overall	0:12.12 [4] (0:12.12)	3.52L		0:34.13	+5
6	6	<b>BOLD HUNTER</b> Jackson Murphy	6	68.0 600m	0:08.20 Overall	0:12.17 [5] (0:12.17)	4.27L		0:34.02	+5

Scratched: Starhattan (#7), Penman (#8)



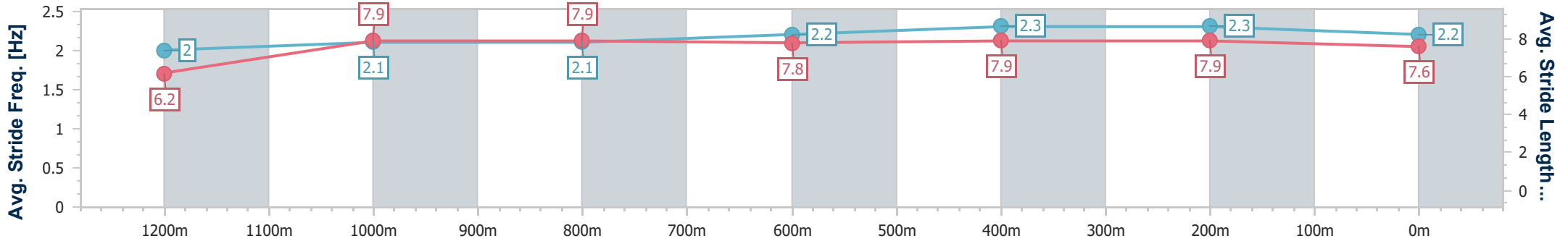
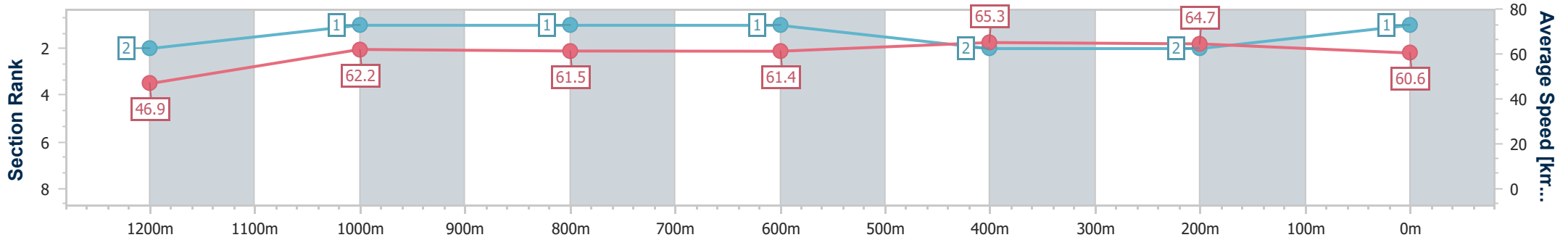
Horse/Jockey Name	Momack
Final Rank	1
Fastest Section Time (Section)	0:07.66 (Overall)
Top Speed [km/h] (Section)	66.3 (400m)
Race State	Finished



Rockhampton QLD Professional  
 Race 7: STAGE AND AUDIO BENCHMARK 70 Handicap - 1300m  
 18 April 2024 - 14:01  
 Track Rating: Soft 5, Weather: Overcast, Rail Position: +6m



Section	Overall	1200m	1000m	800m	600m	400m	200m
Section Times	1:16.71 [1] (0:07.66)	1:09.05 [2] (0:11.59)	0:57.46 [1] (0:11.62)	0:45.84 [1] (0:11.80)	0:34.04 [1] (0:11.04)	0:23.00 [2] (0:11.11)	0:11.89 [2] (0:11.89)
Average Speed [km/h]	46.9	62.2	61.5	61.4	65.3	64.7	60.6
Top Speed [km/h]	59.6	62.9	62.6	63.1	66.0	66.3	63.3
Avg. Dist. to Rail [m]	1.2	0.6	1.2	1.1	2.7	2.2	2.1
Avg. Stride Freq. [Hz]	2.0	2.1	2.1	2.2	2.3	2.3	2.2
Avg. Stride Length [m]	6.2	7.9	7.9	7.8	7.9	7.9	7.6



- [ ] Ranking at each section and finish
- .-.- No data available at this section
- NA No data available



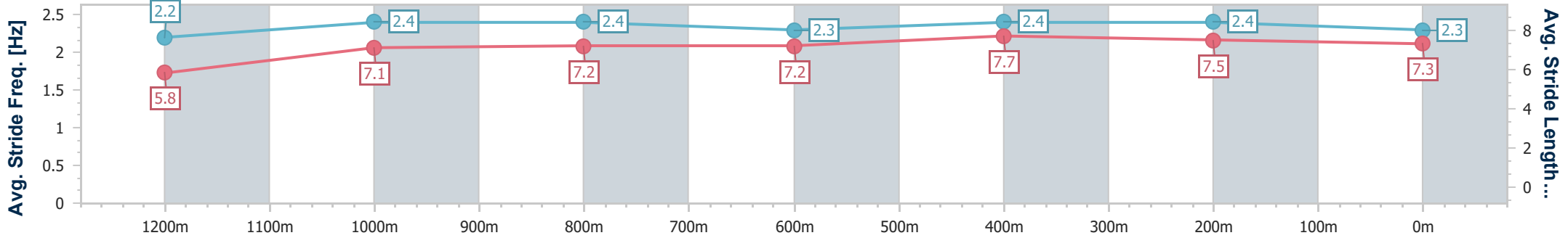
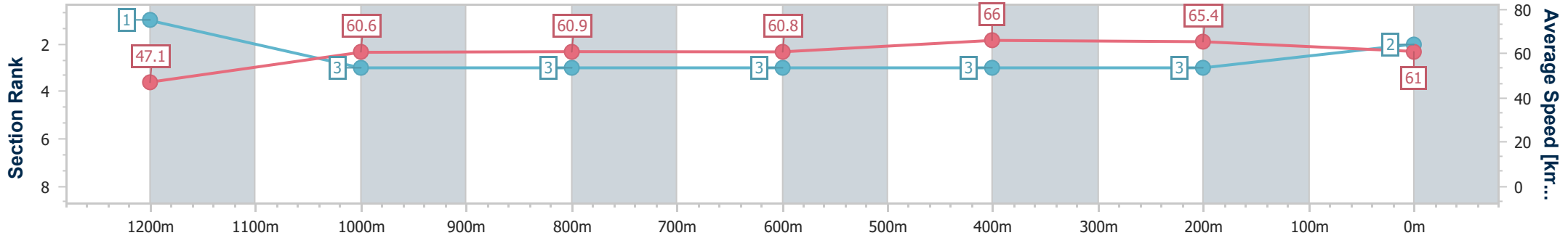
Horse/Jockey Name	Bungarribee Lad
Final Rank	2
Fastest Section Time (Section)	0:07.66 (Overall)
Top Speed [km/h] (Section)	67.9 (600m)
Race State	Finished



Rockhampton QLD Professional  
 Race 7: STAGE AND AUDIO BENCHMARK 70 Handicap - 1300m  
 18 April 2024 - 14:01  
 Track Rating: Soft 5, Weather: Overcast, Rail Position: +6m



Section	Overall	1200m	1000m	800m	600m	400m	200m
Section Times	1:16.80 [2] (0:07.66)	1:09.14 [1] (0:11.83)	0:57.31 [3] (0:11.71)	0:45.60 [3] (0:11.83)	0:33.77 [3] (0:10.91)	0:22.86 [3] (0:11.02)	0:11.84 [3] (0:11.84)
Average Speed [km/h]	47.1	60.6	60.9	60.8	66.0	65.4	61.0
Top Speed [km/h]	59.4	62.4	62.5	63.8	67.9	67.9	63.7
Avg. Dist. to Rail [m]	0.8	1.6	2.0	0.8	2.3	5.1	6.1
Avg. Stride Freq. [Hz]	2.2	2.4	2.4	2.3	2.4	2.4	2.3
Avg. Stride Length [m]	5.8	7.1	7.2	7.2	7.7	7.5	7.3



- [ ] Ranking at each section and finish
- .-.- No data available at this section
- NA No data available



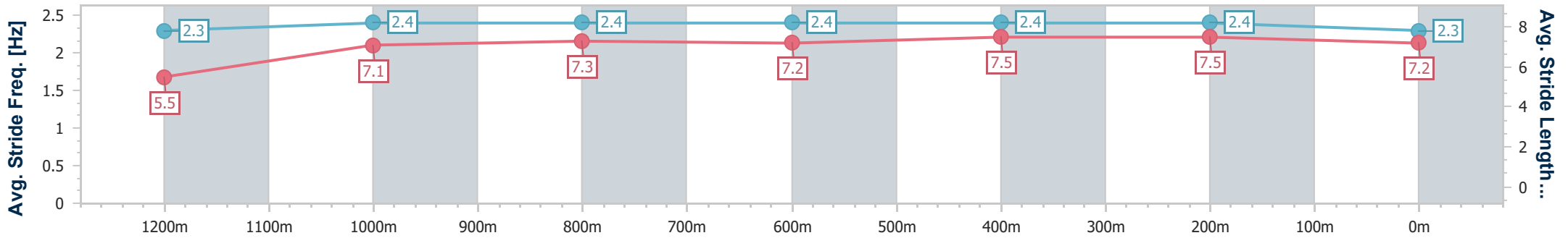
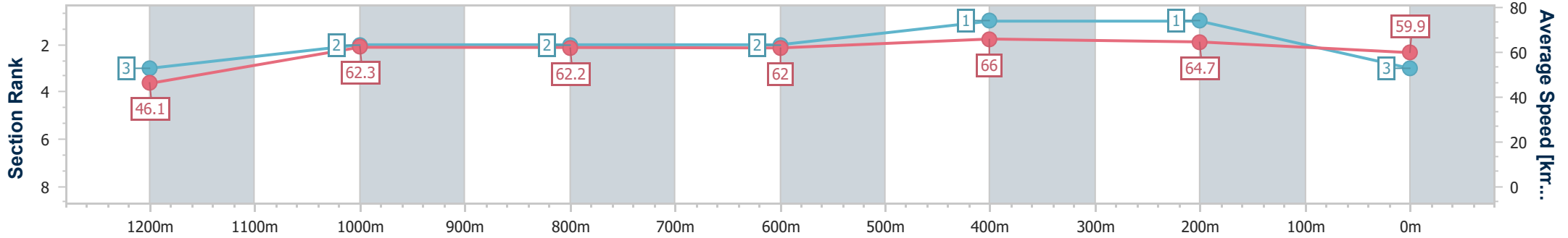
Horse/Jockey Name	Awol
Final Rank	3
Fastest Section Time (Section)	0:07.79 (Overall)
Top Speed [km/h] (Section)	67.2 (400m)
Race State	Finished



Rockhampton QLD Professional  
 Race 7: STAGE AND AUDIO BENCHMARK 70 Handicap - 1300m  
 18 April 2024 - 14:01  
 Track Rating: Soft 5, Weather: Overcast, Rail Position: +6m



Section	Overall	1200m	1000m	800m	600m	400m	200m
Section Times	1:16.83 [3] (0:07.79)	1:09.04 [3] (0:11.59)	0:57.45 [2] (0:11.59)	0:45.86 [2] (0:11.80)	0:34.06 [2] (0:10.91)	0:23.15 [1] (0:11.14)	0:12.01 [1] (0:12.01)
Average Speed [km/h]	46.1	62.3	62.2	62.0	66.0	64.7	59.9
Top Speed [km/h]	62.0	63.6	63.6	64.2	67.0	67.2	63.6
Avg. Dist. to Rail [m]	3.1	1.3	0.4	2.0	2.6	4.1	6.2
Avg. Stride Freq. [Hz]	2.3	2.4	2.4	2.4	2.4	2.4	2.3
Avg. Stride Length [m]	5.5	7.1	7.3	7.2	7.5	7.5	7.2



- [ ] Ranking at each section and finish
- .-.- No data available at this section
- NA No data available



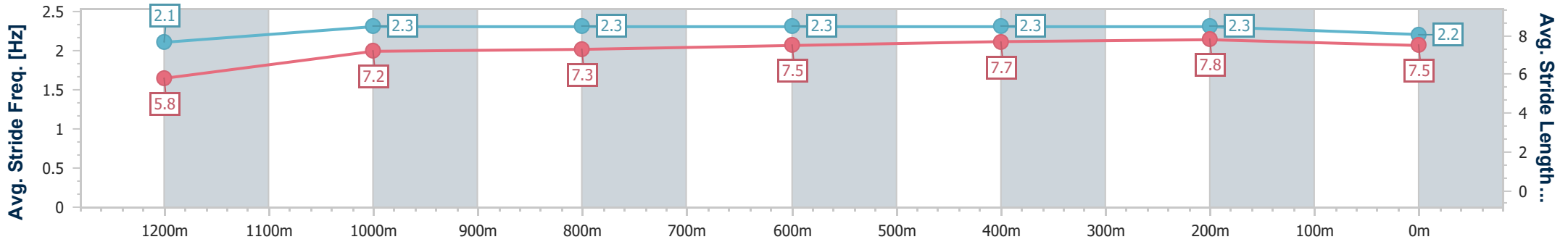
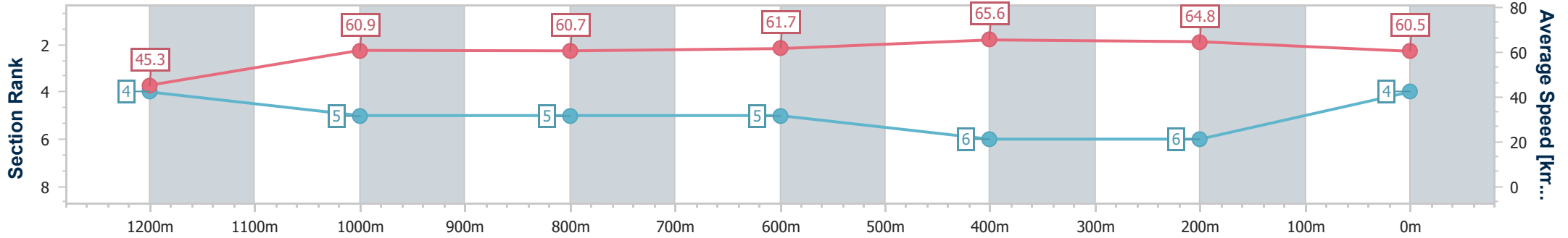
Horse/Jockey Name	Tricky Beans
Final Rank	4
Fastest Section Time (Section)	0:07.95 (Overall)
Top Speed [km/h] (Section)	67.1 (400m)
Race State	Finished



Rockhampton QLD Professional  
 Race 7: STAGE AND AUDIO BENCHMARK 70 Handicap - 1300m  
 18 April 2024 - 14:01  
 Track Rating: Soft 5, Weather: Overcast, Rail Position: +6m



Section	Overall	1200m	1000m	800m	600m	400m	200m
Section Times	1:17.23 [4] (0:07.95)	1:09.28 [4] (0:11.79)	0:57.49 [5] (0:11.79)	0:45.70 [5] (0:11.70)	0:34.00 [5] (0:10.99)	0:23.01 [6] (0:11.11)	0:11.90 [6] (0:11.90)
Average Speed [km/h]	45.3	60.9	60.7	61.7	65.6	64.8	60.5
Top Speed [km/h]	57.4	62.3	62.0	62.5	67.1	67.1	62.8
Avg. Dist. to Rail [m]	1.3	0.6	0.8	0.6	2.7	3.6	4.1
Avg. Stride Freq. [Hz]	2.1	2.3	2.3	2.3	2.3	2.3	2.2
Avg. Stride Length [m]	5.8	7.2	7.3	7.5	7.7	7.8	7.5



- [ ] Ranking at each section and finish
- .-.- No data available at this section
- NA No data available



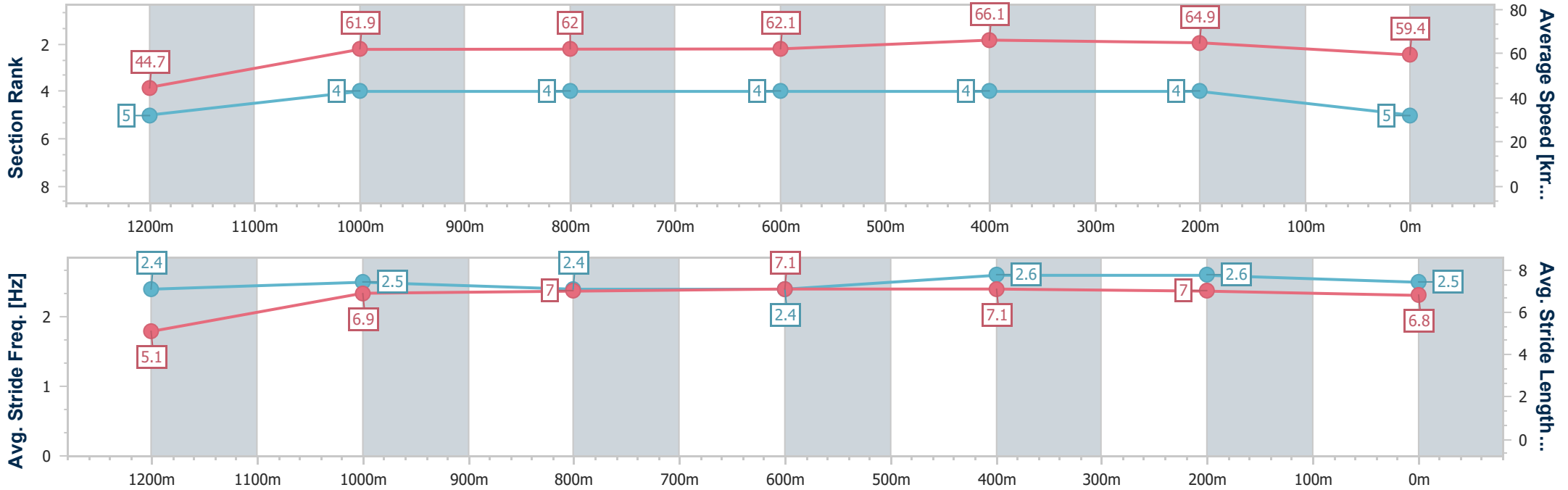
Horse/Jockey Name	Dollar Dollar
Final Rank	5
Fastest Section Time (Section)	0:08.06 (Overall)
Top Speed [km/h] (Section)	67.4 (400m)
Race State	Finished



Rockhampton QLD Professional  
 Race 7: STAGE AND AUDIO BENCHMARK 70 Handicap - 1300m  
 18 April 2024 - 14:01  
 Track Rating: Soft 5, Weather: Overcast, Rail Position: +6m



Section	Overall	1200m	1000m	800m	600m	400m	200m
Section Times	1:17.30 [5] (0:08.06)	1:09.24 [5] (0:11.65)	0:57.59 [4] (0:11.64)	0:45.95 [4] (0:11.82)	0:34.13 [4] (0:10.92)	0:23.21 [4] (0:11.09)	0:12.12 [4] (0:12.12)
Average Speed [km/h]	44.7	61.9	62.0	62.1	66.1	64.9	59.4
Top Speed [km/h]	58.7	62.9	62.5	63.0	67.3	67.4	62.8
Avg. Dist. to Rail [m]	4.4	0.8	0.6	2.5	5.8	8.5	7.4
Avg. Stride Freq. [Hz]	2.4	2.5	2.4	2.4	2.6	2.6	2.5
Avg. Stride Length [m]	5.1	6.9	7.0	7.1	7.1	7.0	6.8



- [ ] Ranking at each section and finish
- .-.- No data available at this section
- NA No data available



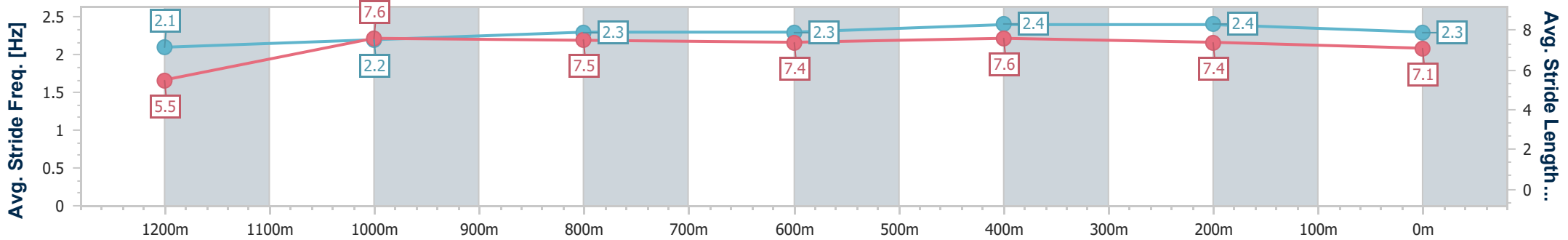
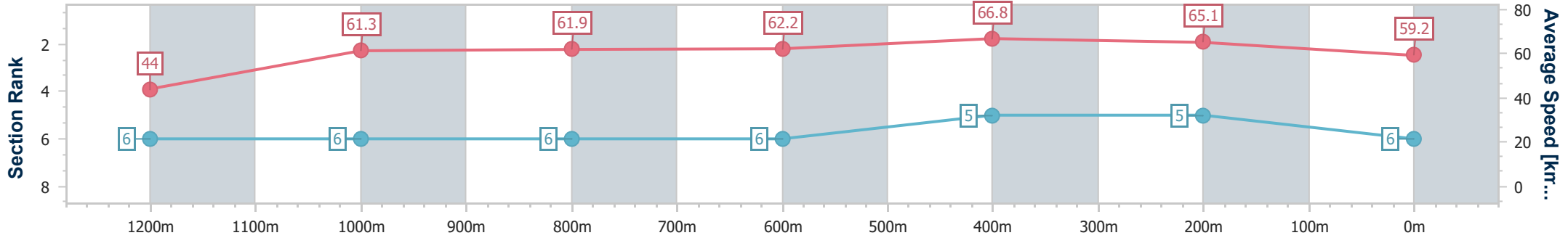
Horse/Jockey Name	Bold Hunter
Final Rank	6
Fastest Section Time (Section)	0:08.20 (Overall)
Top Speed [km/h] (Section)	68.0 (600m)
Race State	Finished



Rockhampton QLD Professional  
 Race 7: STAGE AND AUDIO BENCHMARK 70 Handicap - 1300m  
 18 April 2024 - 14:01  
 Track Rating: Soft 5, Weather: Overcast, Rail Position: +6m



Section	Overall	1200m	1000m	800m	600m	400m	200m
Section Times	1:17.43 [6] (0:08.20)	1:09.23 [6] (0:11.79)	0:57.44 [6] (0:11.64)	0:45.80 [6] (0:11.78)	0:34.02 [6] (0:10.79)	0:23.23 [5] (0:11.06)	0:12.17 [5]
Average Speed [km/h]	44.0	61.3	61.9	62.2	66.8	65.1	59.2
Top Speed [km/h]	58.3	62.4	62.7	63.6	68.0	68.0	62.8
Avg. Dist. to Rail [m]	5.2	0.9	0.5	2.1	4.6	8.0	9.4
Avg. Stride Freq. [Hz]	2.1	2.2	2.3	2.3	2.4	2.4	2.3
Avg. Stride Length [m]	5.5	7.6	7.5	7.4	7.6	7.4	7.1



- [ ] Ranking at each section and finish
- .-.- No data available at this section
- NA No data available