

Track Rating: Soft 5, Weather: Overcast, Rail Position: +6m

Section												Last 600m		
Field Times		Overall	1000m	800m	600m	400m	200m						0:34.94	
		1:10.66 (0:12.92)	0:57.74 (0:11.30)	0:46.44 (0:11.50)	0:34.94 (0:11.37)	0:23.57 (0:11.42)	0:12.15 (0:12.15)							
Rank	TAB	Horse/Jockey	Barrier	Top Speed [km/h]	Fastest Section								Margin	Distance Travelled [m]
1	6	TOUR DE FIELD Cody Collis	6	66.4 Overall	0:11.04 600m	1:10.66 [1] (0:13.27)	0:57.39 [7] (0:11.56)	0:45.83 [6] (0:11.55)	0:34.28 [5] (0:11.04)	0:23.24 [5] (0:11.36)	0:11.88 [3] (0:11.88)	1:10.66	0:34.28	
2	5	ROSSO LEVANTO Cejay Graham	5	67.3 600m	0:10.82 600m	1:10.72 [2] (0:13.75)	0:56.97 [12] (0:11.54)	0:45.43 [11] (0:11.59)	0:33.84 [10] (0:10.82)	0:23.02 [10] (0:11.10)	0:11.92 [4] (0:11.92)	0.3L	0:33.84	-1
3	8	CUMIN SPINNER Justin Stanley	8	66.1 1000m	0:11.07 600m	1:10.86 [3] (0:13.03)	0:57.83 [4] (0:11.47)	0:46.36 [4] (0:11.56)	0:34.80 [4] (0:11.07)	0:23.73 [3] (0:11.38)	0:12.35 [1] (0:12.35)	1.12L	0:34.80	+1
4	10	DIVINE KAMEHALANI Jake Bayliss	10	66.4 1000m	0:11.08 600m	1:10.95 [4] (0:12.94)	0:58.01 [2] (0:11.50)	0:46.51 [3] (0:11.60)	0:34.91 [3] (0:11.08)	0:23.83 [2] (0:11.46)	0:12.37 [2] (0:12.37)	1.7L	0:34.91	-3
5	9	BOOK OF EXODUS Les Tilley	9	67.0 600m	0:10.99 600m	1:11.47 [5] (0:13.55)	0:57.92 [9] (0:11.51)	0:46.41 [9] (0:11.58)	0:34.83 [9] (0:10.99)	0:23.84 [9] (0:11.40)	0:12.44 [7] (0:12.44)	4.75L	0:34.83	+0
6	11	STREET NEEDS Tasha Chambers	11	67.7 Overall	0:11.12 600m	1:11.82 [6] (0:13.17)	0:58.65 [5] (0:11.69)	0:46.96 [7] (0:11.55)	0:35.41 [7] (0:11.12)	0:24.29 [8] (0:11.65)	0:12.64 [9] (0:12.64)	6.81L	0:35.41	-1
7	2	DIAMOND SKY Justin Huxtable	2	66.4 1000m	0:11.07 600m	1:11.98 [7] (0:13.20)	0:58.78 [6] (0:11.54)	0:47.24 [5] (0:11.67)	0:35.57 [6] (0:11.07)	0:24.50 [6] (0:11.51)	0:12.99 [5] (0:12.99)	7.76L	0:35.57	+5
8	1	SPIRIT OF HEATH Warwick Satherley	1	67.4 1000m	0:11.06 600m	1:11.99 [8] (0:13.61)	0:58.38 [11] (0:11.36)	0:47.02 [8] (0:11.49)	0:35.53 [8] (0:11.06)	0:24.47 [7] (0:11.85)	0:12.62 [11] (0:12.62)	7.78L	0:35.53	-4
9	4	THE EIGHTH I AM Ryan Wiggins	4	66.8 600m	0:10.92 600m	1:12.05 [9] (0:13.59)	0:58.46 [10] (0:11.69)	0:46.77 [10] (0:11.63)	0:35.14 [11] (0:10.92)	0:24.22 [11] (0:11.50)	0:12.72 [10] (0:12.72)	8.12L	0:35.14	+2
10	3	MUMMIFICATION Bailey Wheeler	3	69.0 1000m	0:11.32 1000m	1:12.30 [10] (0:12.92)	0:59.38 [1] (0:11.32)	0:48.06 [2] (0:11.54)	0:36.52 [2] (0:11.38)	0:25.14 [4] (0:11.86)	0:13.28 [6] (0:13.28)	9.62L	0:36.52	+0

Did Not Finish: Hadmytime (#12)
Scratched: Send The Money (#13)



Rockhampton QLD Professional

Race 5: ROSSCO'S PIZZA Maiden Handicap - 1200m

18 April 2024 - 12:48



Track Rating: Soft 5, Weather: Overcast, Rail Position: +6m

Section		Overall	1000m	800m	600m	400m	200m	Last 600m					
Field Times		1:10.66 (0:12.92)	0:57.74 (0:11.30)	0:46.44 (0:11.50)	0:34.94 (0:11.37)	0:23.57 (0:11.42)	0:12.15 (0:12.15)	0:34.94					
Rank	TAB Horse/Jockey	Barrier	Top Speed [km/h]	Fastest Section	Margin	Distance Travelled [m]							
11	7 RUMBLING BOY Jason Taylor	7	67.7 1000m	0:11.27 1000m	1:12.58 [11] (0:12.95)	0:59.63 [3] (0:11.27)	0:48.36 [1] (0:11.50)	0:36.86 [1] (0:11.37)	0:25.49 [1] (0:12.02)	0:13.47 [8] (0:13.47)	11.29L	0:36.86	-7

Did Not Finish: Hadmytime (#12)
Scratched: Send The Money (#13)

[] Ranking at each section and finish
-:--:- No data available at this section
NA No data available

SCN Saddle cloth number
DNF Did not finish
DNT Did not track



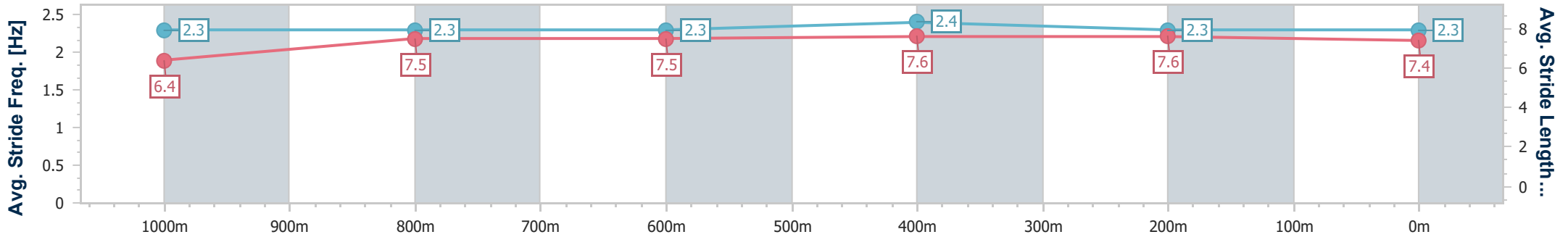
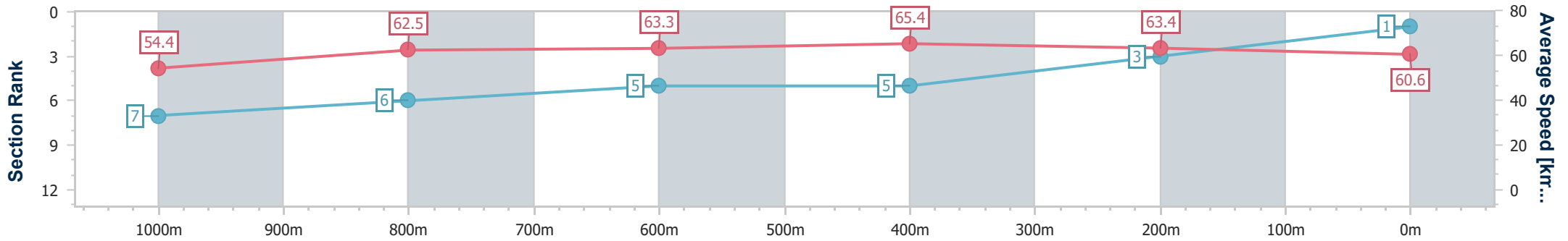
Horse/Jockey Name	Tour De Field
Final Rank	1
Fastest Section Time (Section)	0:11.04 (600m)
Top Speed [km/h] (Section)	66.4 (Overall)
Race State	Finished



Rockhampton QLD Professional
 Race 5: ROSSCO'S PIZZA Maiden Handicap - 1200m
 18 April 2024 - 12:48
 Track Rating: Soft 5, Weather: Overcast, Rail Position: +6m



Section	Overall	1000m	800m	600m	400m	200m
Section Times	1:10.66 [1] (0:13.27)	0:57.39 [7] (0:11.56)	0:45.83 [6] (0:11.55)	0:34.28 [5] (0:11.04)	0:23.24 [5] (0:11.36)	0:11.88 [3] (0:11.88)
Average Speed [km/h]	54.4	62.5	63.3	65.4	63.4	60.6
Top Speed [km/h]	66.4	66.2	64.6	65.9	64.2	62.1
Avg. Dist. to Rail [m]	2.1	0.7	1.9	3.4	5.5	6.7
Avg. Stride Freq. [Hz]	2.3	2.3	2.3	2.4	2.3	2.3
Avg. Stride Length [m]	6.4	7.5	7.5	7.6	7.6	7.4



- [] Ranking at each section and finish
- .-.- No data available at this section
- NA No data available



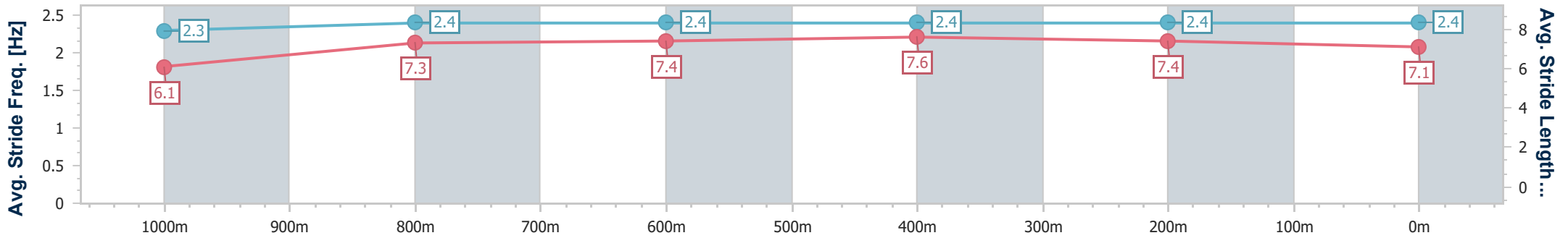
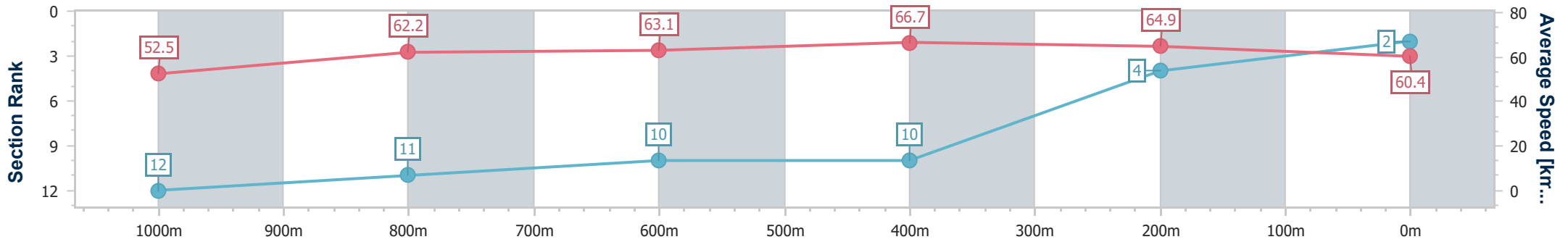
Horse/Jockey Name	Rosso Levanto
Final Rank	2
Fastest Section Time (Section)	0:10.82 (600m)
Top Speed [km/h] (Section)	67.3 (600m)
Race State	Finished



Rockhampton QLD Professional
 Race 5: ROSSCO'S PIZZA Maiden Handicap - 1200m
 18 April 2024 - 12:48
 Track Rating: Soft 5, Weather: Overcast, Rail Position: +6m



Section	Overall	1000m	800m	600m	400m	200m
Section Times	1:10.72 [2] (0:13.75)	0:56.97 [12] (0:11.54)	0:45.43 [11] (0:11.59)	0:33.84 [10] (0:10.82)	0:23.02 [10] (0:11.10)	0:11.92 [4]
Average Speed [km/h]	52.5	62.2	63.1	66.7	64.9	60.4
Top Speed [km/h]	64.6	65.4	66.3	67.3	67.0	62.2
Avg. Dist. to Rail [m]	4.3	0.5	1.9	4.8	5.7	4.6
Avg. Stride Freq. [Hz]	2.3	2.4	2.4	2.4	2.4	2.4
Avg. Stride Length [m]	6.1	7.3	7.4	7.6	7.4	7.1



- [] Ranking at each section and finish
- .-.- No data available at this section
- NA No data available



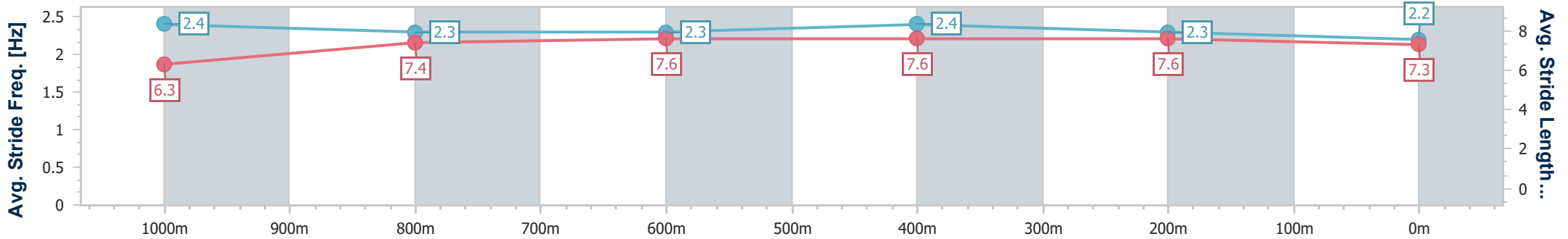
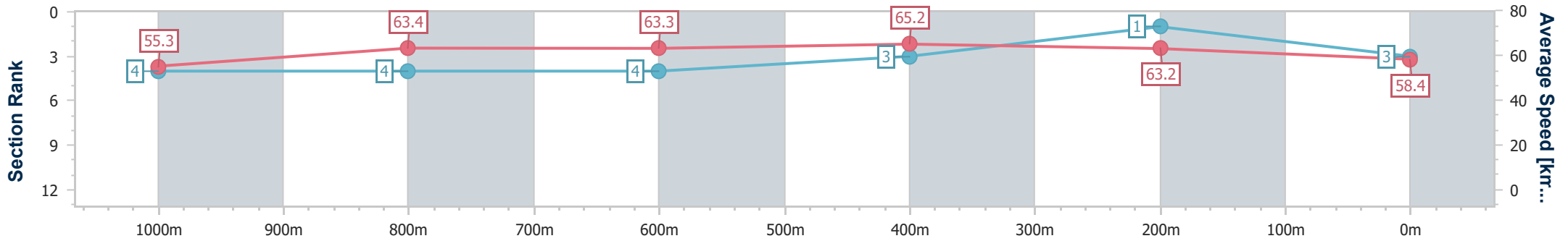
Horse/Jockey Name	Cumin Spinner
Final Rank	3
Fastest Section Time (Section)	0:11.07 (600m)
Top Speed [km/h] (Section)	66.1 (1000m)
Race State	Finished



Rockhampton QLD Professional
 Race 5: ROSSCO'S PIZZA Maiden Handicap - 1200m
 18 April 2024 - 12:48
 Track Rating: Soft 5, Weather: Overcast, Rail Position: +6m



Section	Overall	1000m	800m	600m	400m	200m
Section Times	1:10.86 [3] (0:13.03)	0:57.83 [4] (0:11.47)	0:46.36 [4] (0:11.56)	0:34.80 [4] (0:11.07)	0:23.73 [3] (0:11.38)	0:12.35 [1] (0:12.35)
Average Speed [km/h]	55.3	63.4	63.3	65.2	63.2	58.4
Top Speed [km/h]	65.4	66.1	63.9	65.9	65.7	61.2
Avg. Dist. to Rail [m]	3.1	1.5	2.4	4.8	4.7	4.1
Avg. Stride Freq. [Hz]	2.4	2.3	2.3	2.4	2.3	2.2
Avg. Stride Length [m]	6.3	7.4	7.6	7.6	7.6	7.3



- [] Ranking at each section and finish
- .-.- No data available at this section
- NA No data available



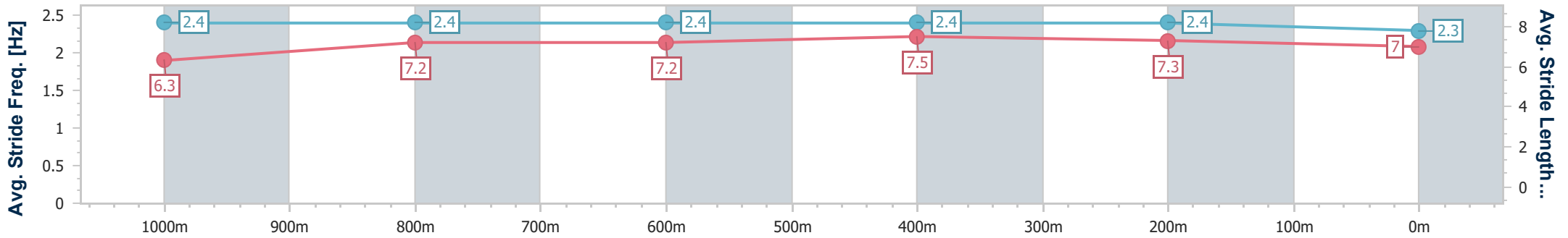
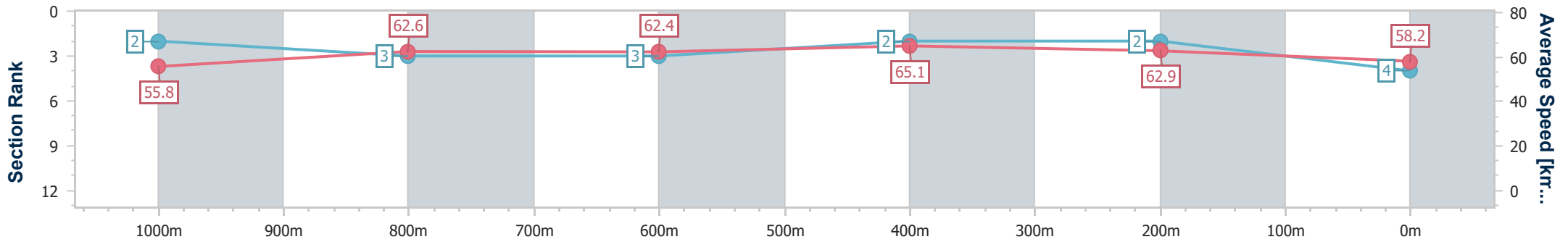
Horse/Jockey Name	Divine Kamehalani
Final Rank	4
Fastest Section Time (Section)	0:11.08 (600m)
Top Speed [km/h] (Section)	66.4 (1000m)
Race State	Finished



Rockhampton QLD Professional
 Race 5: ROSSCO'S PIZZA Maiden Handicap - 1200m
 18 April 2024 - 12:48
 Track Rating: Soft 5, Weather: Overcast, Rail Position: +6m



Section	Overall	1000m	800m	600m	400m	200m
Section Times	1:10.95 [4] (0:12.94)	0:58.01 [2] (0:11.50)	0:46.51 [3] (0:11.60)	0:34.91 [3] (0:11.08)	0:23.83 [2] (0:11.46)	0:12.37 [2]
Average Speed [km/h]	55.8	62.6	62.4	65.1	62.9	58.2
Top Speed [km/h]	65.9	66.4	63.4	65.7	65.7	60.8
Avg. Dist. to Rail [m]	0.7	0.5	0.8	2.7	3.5	4.0
Avg. Stride Freq. [Hz]	2.4	2.4	2.4	2.4	2.4	2.3
Avg. Stride Length [m]	6.3	7.2	7.2	7.5	7.3	7.0



- [] Ranking at each section and finish
- .-.- No data available at this section
- NA No data available



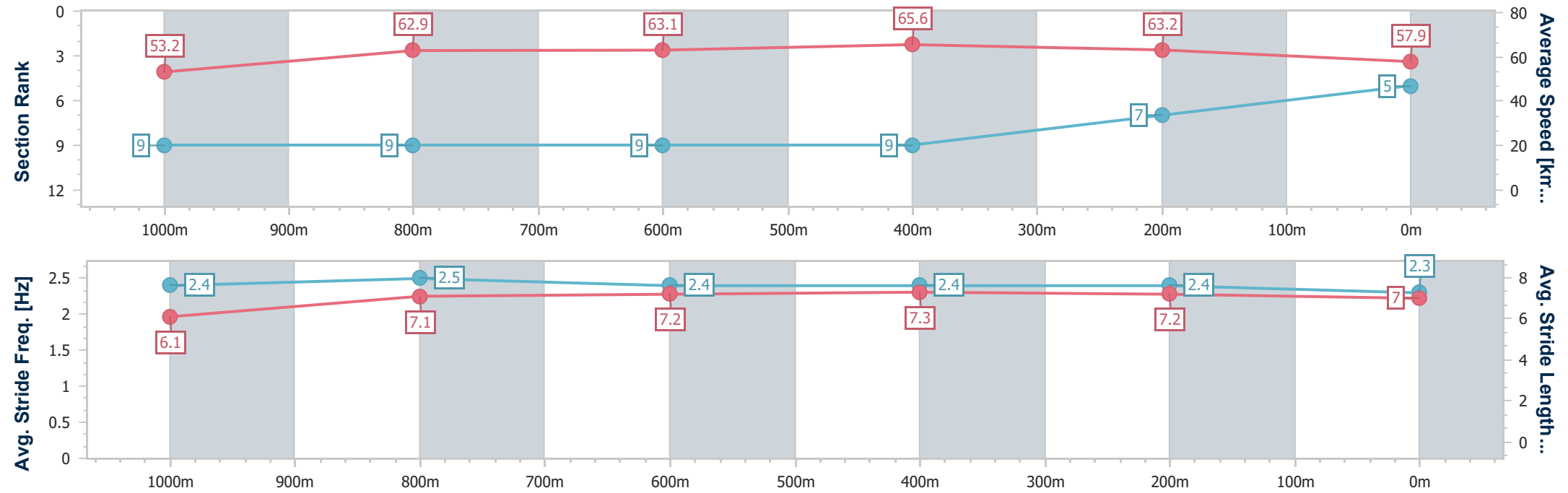
Horse/Jockey Name	Book Of Exodus
Final Rank	5
Fastest Section Time (Section)	0:10.99 (600m)
Top Speed [km/h] (Section)	67.0 (600m)
Race State	Finished



Rockhampton QLD Professional
 Race 5: ROSSCO'S PIZZA Maiden Handicap - 1200m
 18 April 2024 - 12:48
 Track Rating: Soft 5, Weather: Overcast, Rail Position: +6m



Section	Overall	1000m	800m	600m	400m	200m
Section Times	1:11.47 [5] (0:13.55)	0:57.92 [9] (0:11.51)	0:46.41 [9] (0:11.58)	0:34.83 [9] (0:10.99)	0:23.84 [9] (0:11.40)	0:12.44 [7] (0:12.44)
Average Speed [km/h]	53.2	62.9	63.1	65.6	63.2	57.9
Top Speed [km/h]	66.6	66.6	64.3	67.0	65.2	62.2
Avg. Dist. to Rail [m]	4.4	0.7	1.8	3.6	6.7	7.9
Avg. Stride Freq. [Hz]	2.4	2.5	2.4	2.4	2.4	2.3
Avg. Stride Length [m]	6.1	7.1	7.2	7.3	7.2	7.0



- [] Ranking at each section and finish
- .-.- No data available at this section
- NA No data available



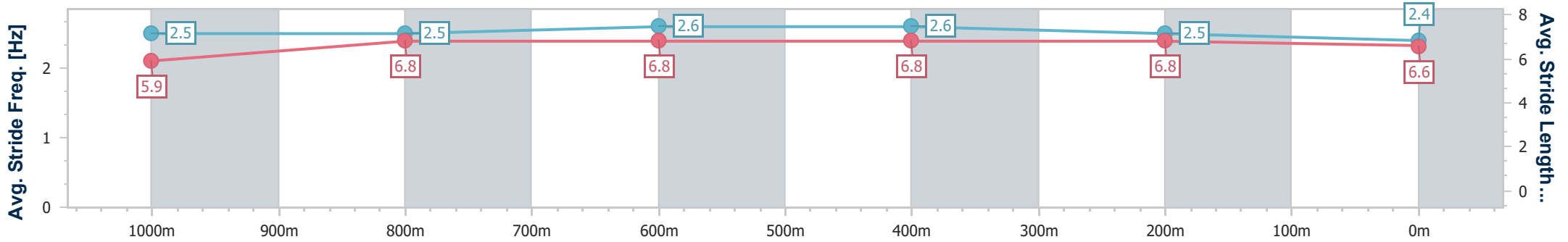
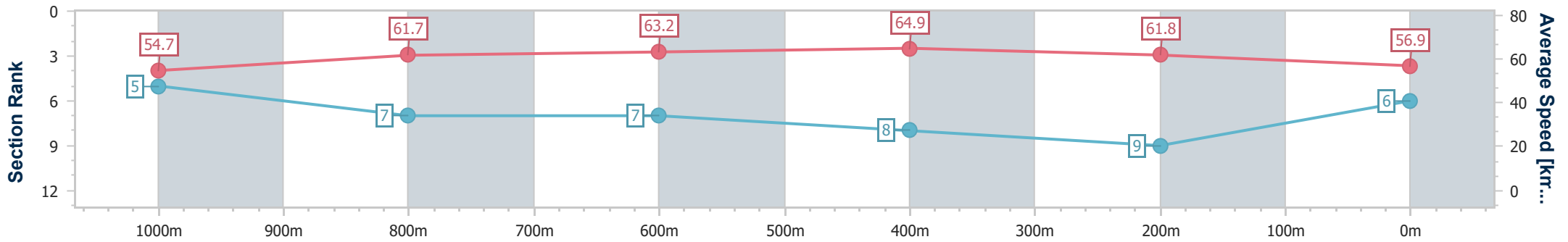
Horse/Jockey Name	Street Needs
Final Rank	6
Fastest Section Time (Section)	0:11.12 (600m)
Top Speed [km/h] (Section)	67.7 (Overall)
Race State	Finished



Rockhampton QLD Professional
 Race 5: ROSSCO'S PIZZA Maiden Handicap - 1200m
 18 April 2024 - 12:48
 Track Rating: Soft 5, Weather: Overcast, Rail Position: +6m



Section	Overall	1000m	800m	600m	400m	200m
Section Times	1:11.82 [6] (0:13.17)	0:58.65 [5] (0:11.69)	0:46.96 [7] (0:11.55)	0:35.41 [7] (0:11.12)	0:24.29 [8] (0:11.65)	0:12.64 [9] (0:12.64)
Average Speed [km/h]	54.7	61.7	63.2	64.9	61.8	56.9
Top Speed [km/h]	67.7	67.6	64.6	65.5	65.4	60.1
Avg. Dist. to Rail [m]	1.1	0.6	1.8	2.7	3.5	4.4
Avg. Stride Freq. [Hz]	2.5	2.5	2.6	2.6	2.5	2.4
Avg. Stride Length [m]	5.9	6.8	6.8	6.8	6.8	6.6



- [] Ranking at each section and finish
- .-.- No data available at this section
- NA No data available



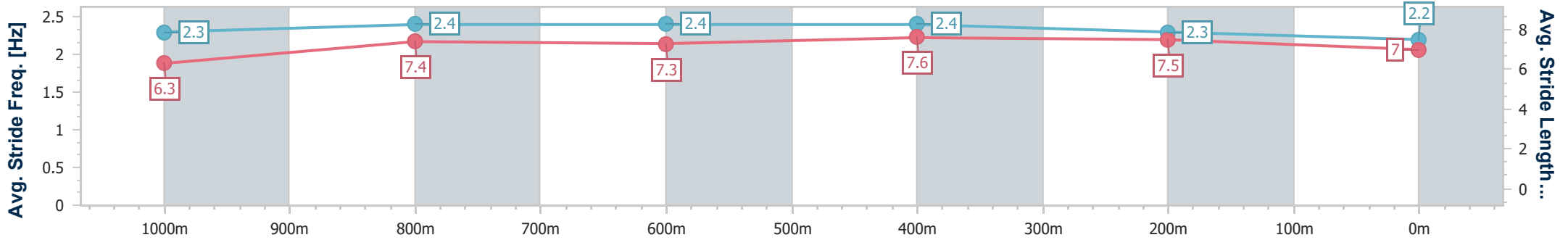
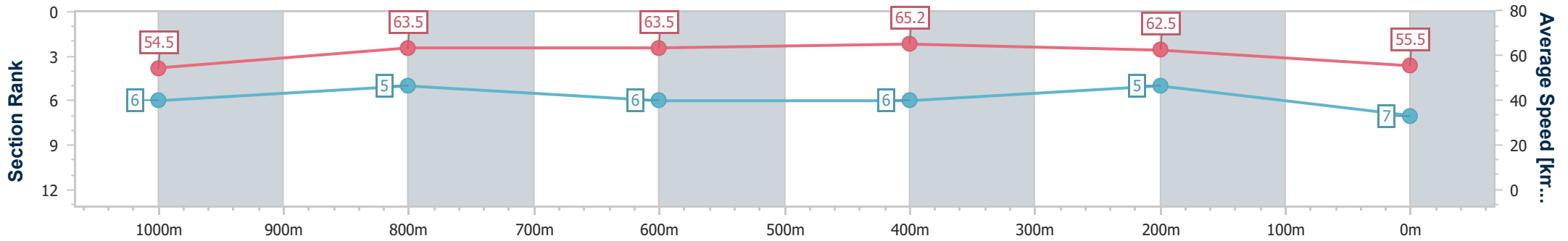
Horse/Jockey Name	Diamond Sky
Final Rank	7
Fastest Section Time (Section)	0:11.07 (600m)
Top Speed [km/h] (Section)	66.4 (1000m)
Race State	Finished



Rockhampton QLD Professional
 Race 5: ROSSCO'S PIZZA Maiden Handicap - 1200m
 18 April 2024 - 12:48
 Track Rating: Soft 5, Weather: Overcast, Rail Position: +6m



Section	Overall	1000m	800m	600m	400m	200m
Section Times	1:11.98 [7] (0:13.20)	0:58.78 [6] (0:11.54)	0:47.24 [5] (0:11.67)	0:35.57 [6] (0:11.07)	0:24.50 [6] (0:11.51)	0:12.99 [5]
Average Speed [km/h]	54.5	63.5	63.5	65.2	62.5	55.5
Top Speed [km/h]	66.1	66.4	64.8	66.1	65.6	58.8
Avg. Dist. to Rail [m]	4.1	2.2	3.7	4.8	6.7	6.8
Avg. Stride Freq. [Hz]	2.3	2.4	2.4	2.4	2.3	2.2
Avg. Stride Length [m]	6.3	7.4	7.3	7.6	7.5	7.0



- [] Ranking at each section and finish
- .-.- No data available at this section
- NA No data available



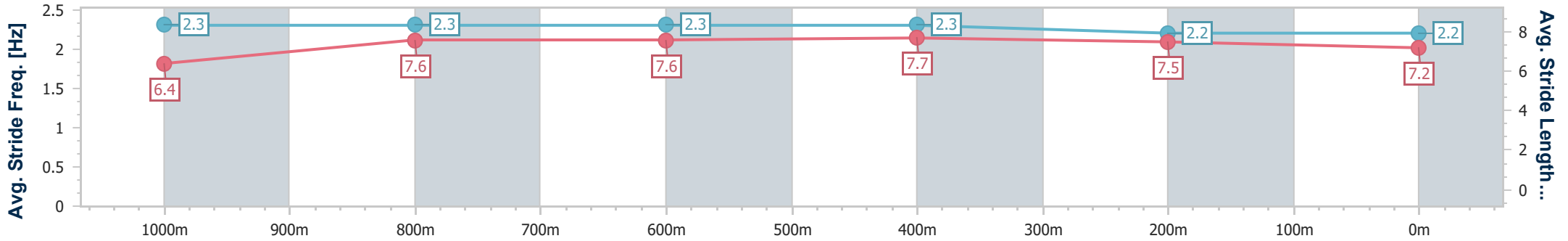
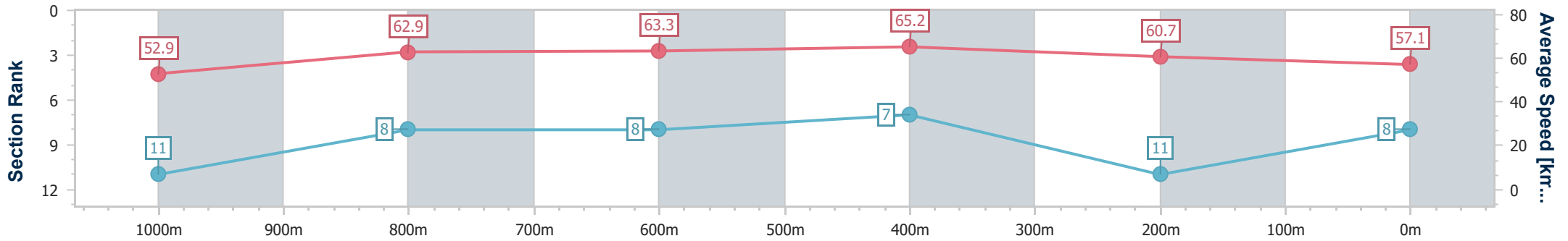
Horse/Jockey Name	Spirit Of Heath
Final Rank	8
Fastest Section Time (Section)	0:11.06 (600m)
Top Speed [km/h] (Section)	67.4 (1000m)
Race State	Finished



Rockhampton QLD Professional
 Race 5: ROSSCO'S PIZZA Maiden Handicap - 1200m
 18 April 2024 - 12:48
 Track Rating: Soft 5, Weather: Overcast, Rail Position: +6m



Section	Overall	1000m	800m	600m	400m	200m
Section Times	1:11.99 [8] (0:13.61)	0:58.38 [11] (0:11.36)	0:47.02 [8] (0:11.49)	0:35.53 [8] (0:11.06)	0:24.47 [7] (0:11.85)	0:12.62 [11] (0:12.62)
Average Speed [km/h]	52.9	62.9	63.3	65.2	60.7	57.1
Top Speed [km/h]	67.0	67.4	64.7	66.1	64.0	59.5
Avg. Dist. to Rail [m]	0.9	1.3	1.5	2.8	3.8	6.2
Avg. Stride Freq. [Hz]	2.3	2.3	2.3	2.3	2.2	2.2
Avg. Stride Length [m]	6.4	7.6	7.6	7.7	7.5	7.2



- [] Ranking at each section and finish
- .-.- No data available at this section
- NA No data available



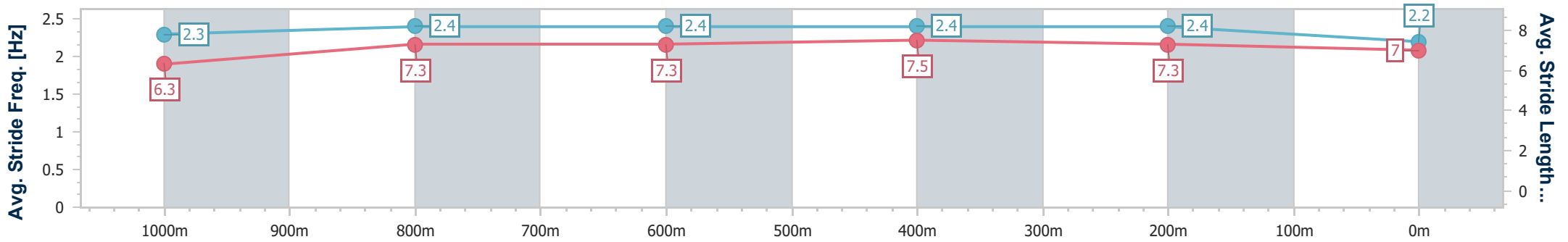
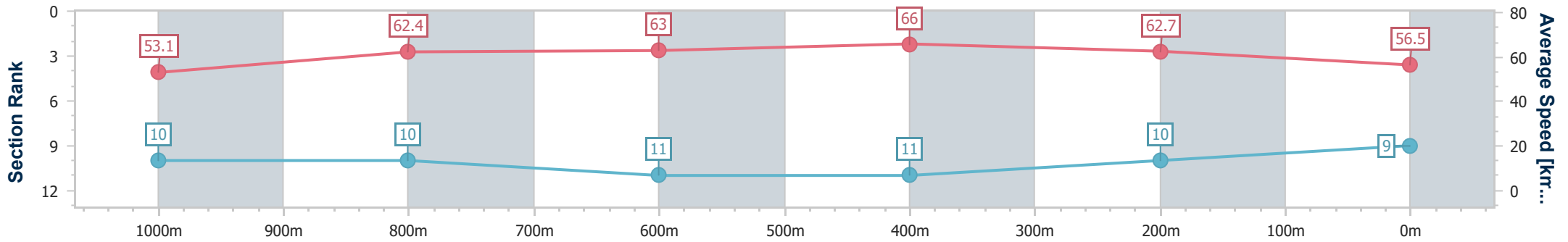
Horse/Jockey Name	The Eighth I Am
Final Rank	9
Fastest Section Time (Section)	0:10.92 (600m)
Top Speed [km/h] (Section)	66.8 (600m)
Race State	Finished



Rockhampton QLD Professional
 Race 5: ROSSCO'S PIZZA Maiden Handicap - 1200m
 18 April 2024 - 12:48
 Track Rating: Soft 5, Weather: Overcast, Rail Position: +6m



Section	Overall	1000m	800m	600m	400m	200m
Section Times	1:12.05 [9] (0:13.59)	0:58.46 [10] (0:11.69)	0:46.77 [10] (0:11.63)	0:35.14 [11] (0:10.92)	0:24.22 [11] (0:11.50)	0:12.72 [10]
Average Speed [km/h]	53.1	62.4	63.0	66.0	62.7	56.5
Top Speed [km/h]	64.8	65.4	65.5	66.8	65.5	59.3
Avg. Dist. to Rail [m]	5.4	1.8	2.3	6.5	10.7	11.5
Avg. Stride Freq. [Hz]	2.3	2.4	2.4	2.4	2.4	2.2
Avg. Stride Length [m]	6.3	7.3	7.3	7.5	7.3	7.0



- [] Ranking at each section and finish
- .-.- No data available at this section
- NA No data available



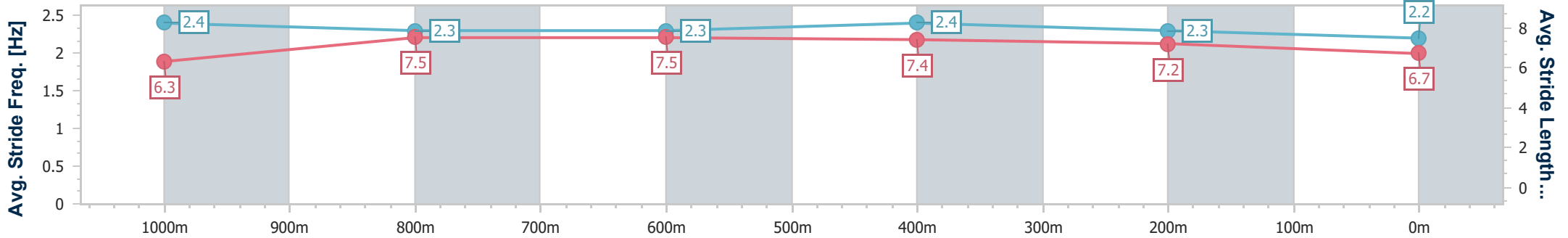
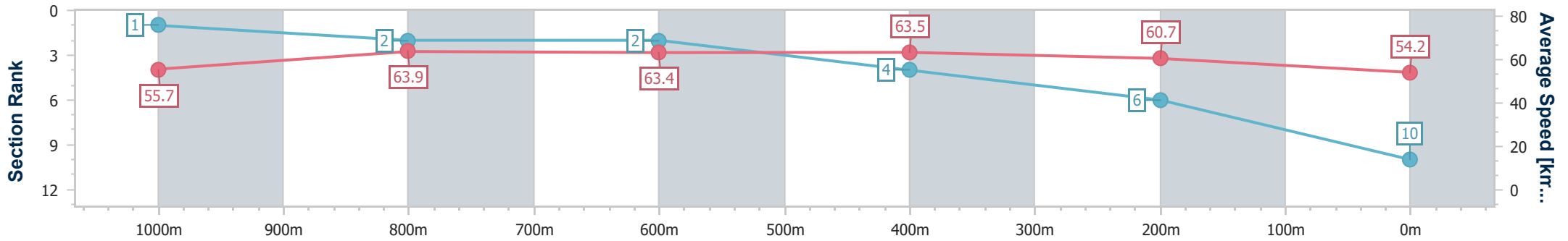
Horse/Jockey Name	Mummification
Final Rank	10
Fastest Section Time (Section)	0:11.32 (1000m)
Top Speed [km/h] (Section)	69.0 (1000m)
Race State	Finished



Rockhampton QLD Professional
 Race 5: ROSSCO'S PIZZA Maiden Handicap - 1200m
 18 April 2024 - 12:48
 Track Rating: Soft 5, Weather: Overcast, Rail Position: +6m



Section	Overall	1000m	800m	600m	400m	200m
Section Times	1:12.30 [10] (0:12.92)	0:59.38 [1] (0:11.32)	0:48.06 [2] (0:11.54)	0:36.52 [2] (0:11.38)	0:25.14 [4] (0:11.86)	0:13.28 [6] (0:13.28)
Average Speed [km/h]	55.7	63.9	63.4	63.5	60.7	54.2
Top Speed [km/h]	68.2	69.0	64.5	65.4	63.7	57.7
Avg. Dist. to Rail [m]	0.9	0.6	2.2	3.4	2.7	3.1
Avg. Stride Freq. [Hz]	2.4	2.3	2.3	2.4	2.3	2.2
Avg. Stride Length [m]	6.3	7.5	7.5	7.4	7.2	6.7



- [] Ranking at each section and finish
- .-.- No data available at this section
- NA No data available



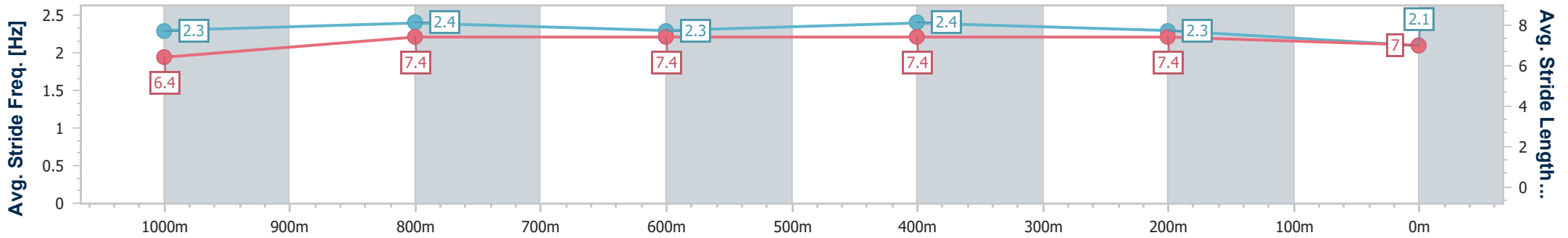
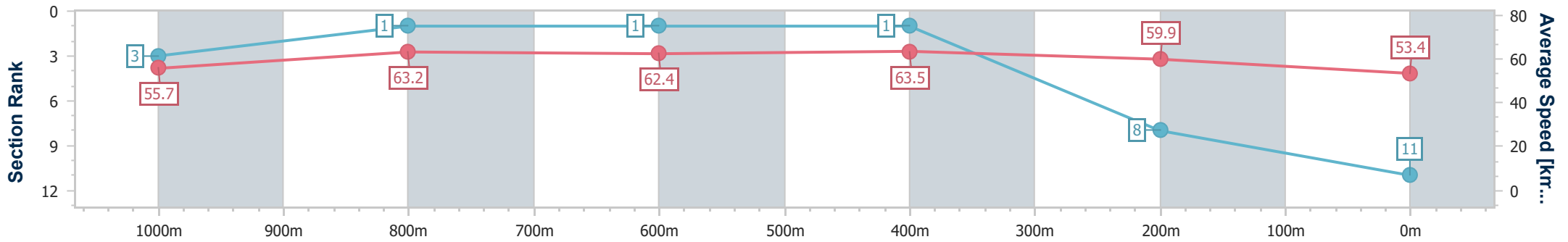
Horse/Jockey Name	Rumbling Boy
Final Rank	11
Fastest Section Time (Section)	0:11.27 (1000m)
Top Speed [km/h] (Section)	67.7 (1000m)
Race State	Finished



Rockhampton QLD Professional
 Race 5: ROSSCO'S PIZZA Maiden Handicap - 1200m
 18 April 2024 - 12:48
 Track Rating: Soft 5, Weather: Overcast, Rail Position: +6m



Section	Overall	1000m	800m	600m	400m	200m
Section Times	1:12.58 [11] (0:12.95)	0:59.63 [3] (0:11.27)	0:48.36 [1] (0:11.50)	0:36.86 [1] (0:11.37)	0:25.49 [1] (0:12.02)	0:13.47 [8] (0:13.47)
Average Speed [km/h]	55.7	63.2	62.4	63.5	59.9	53.4
Top Speed [km/h]	66.2	67.7	65.2	64.4	62.6	57.1
Avg. Dist. to Rail [m]	1.0	1.3	1.1	1.7	2.0	2.3
Avg. Stride Freq. [Hz]	2.3	2.4	2.3	2.4	2.3	2.1
Avg. Stride Length [m]	6.4	7.4	7.4	7.4	7.4	7.0



- [] Ranking at each section and finish
- .-.- No data available at this section
- NA No data available



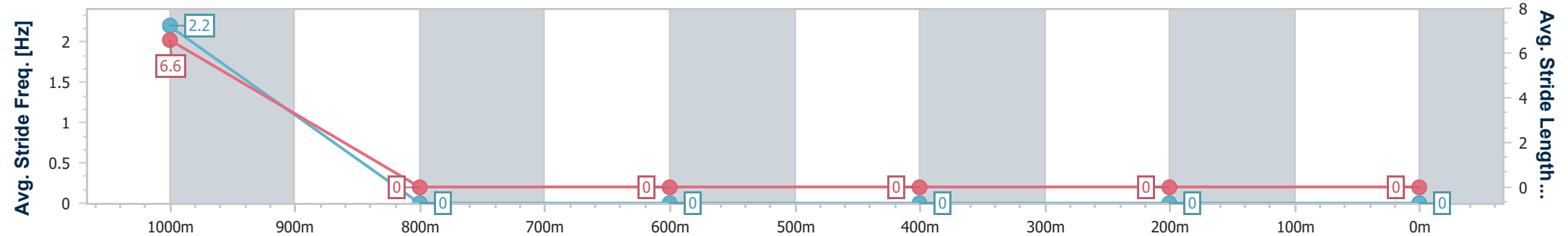
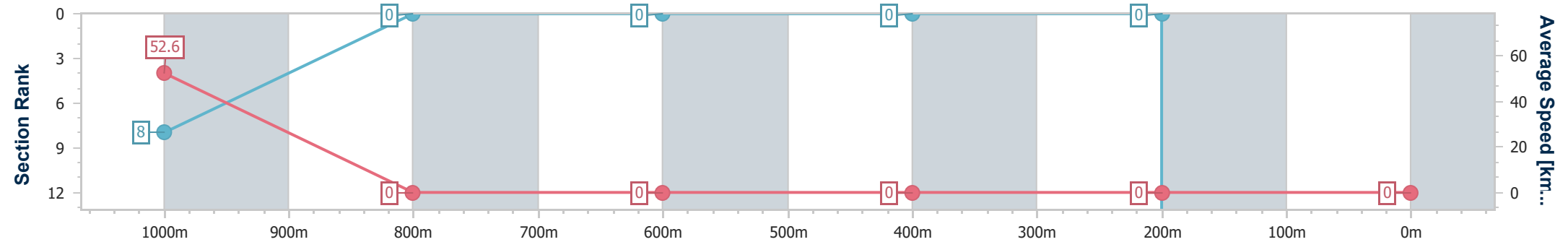
Horse/Jockey Name	Hadmytime
Final Rank	2147483647
Fastest Section Time (Section)	0:13.31 (Overall)
Top Speed [km/h] (Section)	65.4 (Overall)
Race State	DidNotFinish



Rockhampton QLD Professional
 Race 5: ROSSCO'S PIZZA Maiden Handicap - 1200m
 18 April 2024 - 12:48
 Track Rating: Soft 5, Weather: Overcast, Rail Position: +6m



Section	Overall	1000m	800m	600m	400m	200m								
Section Times	0:00.00 [2147483647 1 (0:13.31)	-:-:-	-:-:-	-:-:-	-:-:-	-:-:-								
Average Speed [km/h]	52.6	0.0	0.0	0.0	0.0	0.0								
Top Speed [km/h]	65.4	--	--	--	--	--								
Avg. Dist. to Rail [m]	6.9	0.0	0.0	0.0	0.0	0.0								
Avg. Stride Freq. [Hz]	2.2	--	--	--	--	--								
Avg. Stride Length [m]	6.6	--	--	--	--	--								



- [] Ranking at each section and finish
- :-:- No data available at this section
- NA No data available

[] Ranking at each section and finish
-:-:- No data available at this section
NA No data available