



Rockhampton QLD Professional

Race 1: LATTER KENNEDY BENCHMARK 65 Handicap - 1828m

18 April 2024 - 10:27



Track Rating: Soft 5, Weather: Overcast, Rail Position: +6m

Section		Overall	1600m	1400m	1200m	1000m	800m	600m	Last 600m				
Field Times		1:52.30 (0:15.66)	1:36.64 (0:11.72)	1:24.92 (0:11.92)	1:13.00 (0:12.78)	1:00.22 (0:12.77)	0:47.45 (0:12.14)	0:35.31 (0:11.47)	0:35.31				
Rank	TAB Horse/Jockey	Barrier	Top Speed [km/h]	Fastest Section									Distance Travelled [m]
1	4 MR DUDWEY Cejay Graham	4	63.6 600m	0:11.42 600m	1:52.30 [1] (0:15.95)	1:36.35 [5] (0:11.78)	1:24.57 [4] (0:12.09)	1:12.48 [5] (0:12.92)	0:59.56 [5] (0:12.80)	0:46.76 [6] (0:11.99)	0:34.77 [5] (0:11.42)	0:34.77	
2	2 LUCKY EXCHANGE Samantha Collett	2	65.5 600m	0:11.16 600m	1:52.34 [2] (0:16.23)	1:36.11 [7] (0:11.89)	1:24.22 [6] (0:12.03)	1:12.19 [7] (0:12.87)	0:59.32 [7] (0:12.83)	0:46.49 [7] (0:11.91)	0:34.58 [7] (0:11.16)	0:34.58	+5
3	3 PHOENIX FLYER Les Tilley	3	64.4 400m	0:11.34 600m	1:52.52 [3] (0:16.04)	1:36.48 [6] (0:12.10)	1:24.38 [7] (0:11.93)	1:12.45 [6] (0:12.69)	0:59.76 [6] (0:12.72)	0:47.04 [5] (0:12.07)	0:34.97 [6] (0:11.34)	0:34.97	+9
4	7 LONERGY Olivia Kendal	7	68.1 600m	0:11.02 600m	1:52.68 [4] (0:16.53)	1:36.15 [8] (0:11.97)	1:24.18 [8] (0:12.09)	1:12.09 [8] (0:12.71)	0:59.38 [8] (0:12.93)	0:46.45 [8] (0:12.06)	0:34.39 [8] (0:11.02)	0:34.39	+0
5	8 SHADOW PROJECT Adrian Layt	8	64.3 600m	0:11.45 600m	1:52.76 [5] (0:15.93)	1:36.83 [4] (0:11.94)	1:24.89 [5] (0:11.90)	1:12.99 [4] (0:12.77)	1:00.22 [4] (0:12.73)	0:47.49 [4] (0:12.02)	0:35.47 [3] (0:11.45)	0:35.47	+5
6	5 ROY'S ROAD Bailey Wheeler	5	63.9 1600m	0:11.57 600m	1:52.83 [6] (0:15.71)	1:37.12 [2] (0:11.67)	1:25.45 [1] (0:11.92)	1:13.53 [1] (0:12.78)	1:00.75 [1] (0:12.77)	0:47.98 [1] (0:12.14)	0:35.84 [1] (0:11.57)	0:35.84	+7
7	1 CLASS OF ROYALTY Yvette Lewis	1	64.0 600m	0:11.42 600m	1:53.02 [7] (0:15.66)	1:37.36 [1] (0:11.77)	1:25.59 [2] (0:12.06)	1:13.53 [2] (0:13.00)	1:00.53 [3] (0:12.73)	0:47.80 [3] (0:12.17)	0:35.63 [4] (0:11.42)	0:35.63	+4
8	6 VANA STAR Brooke Johnson	6	64.0 600m	0:11.42 600m	1:53.54 [8] (0:15.77)	1:37.77 [3] (0:11.87)	1:25.90 [3] (0:12.00)	1:13.90 [3] (0:12.67)	1:01.23 [2] (0:12.68)	0:48.55 [2] (0:12.05)	0:36.50 [2] (0:11.42)	0:36.50	+6

[] Ranking at each section and finish
 -:-:- No data available at this section
 NA No data available

SCN Saddle cloth number
 DNF Did not finish
 DNT Did not track



Rockhampton QLD Professional

Race 1: LATTER KENNEDY BENCHMARK 65 Handicap - 1828m

18 April 2024 - 10:27



Track Rating: Soft 5, Weather: Overcast, Rail Position: +6m

Section				400m	200m			Last 600m			
Field Times				0:23.84 (0:11.79)	0:12.05 (0:12.05)			0:35.31			
Rank	TAB	Horse/Jockey	Barrier	Top Speed [km/h]	Fastest Section	Margin				Distance Travelled [m]	
1	4	MR DUDWEY Cejay Graham	4	63.6 600m	0:11.42 600m	0:23.35 [7] (0:11.53)	0:11.82 [7] (0:11.82)	1:52.30		0:34.77	
2	2	LUCKY EXCHANGE Samantha Collett	2	65.5 600m	0:11.16 600m	0:23.42 [6] (0:11.33)	0:12.09 [1] (0:12.09)	0.24L		0:34.58	+5
3	3	PHOENIX FLYER Les Tilley	3	64.4 400m	0:11.34 600m	0:23.63 [5] (0:11.43)	0:12.20 [3] (0:12.20)	1.28L		0:34.97	+9
4	7	LONERGY Olivia Kendal	7	68.1 600m	0:11.02 600m	0:23.37 [8] (0:11.06)	0:12.31 [4] (0:12.31)	2.27L		0:34.39	+0
5	8	SHADOW PROJECT Adrian Layt	8	64.3 600m	0:11.45 600m	0:24.02 [3] (0:11.67)	0:12.35 [6] (0:12.35)	2.72L		0:35.47	+5
6	5	ROY'S ROAD Bailey Wheeler	5	63.9 1600m	0:11.57 600m	0:24.27 [2] (0:11.73)	0:12.54 [2] (0:12.54)	3.1L		0:35.84	+7
7	1	CLASS OF ROYALTY Yvette Lewis	1	64.0 600m	0:11.42 600m	0:24.21 [4] (0:11.76)	0:12.45 [8] (0:12.45)	4.22L		0:35.63	+4
8	6	VANA STAR Brooke Johnson	6	64.0 600m	0:11.42 600m	0:25.08 [1] (0:11.94)	0:13.14 [5] (0:13.14)	7.3L		0:36.50	+6



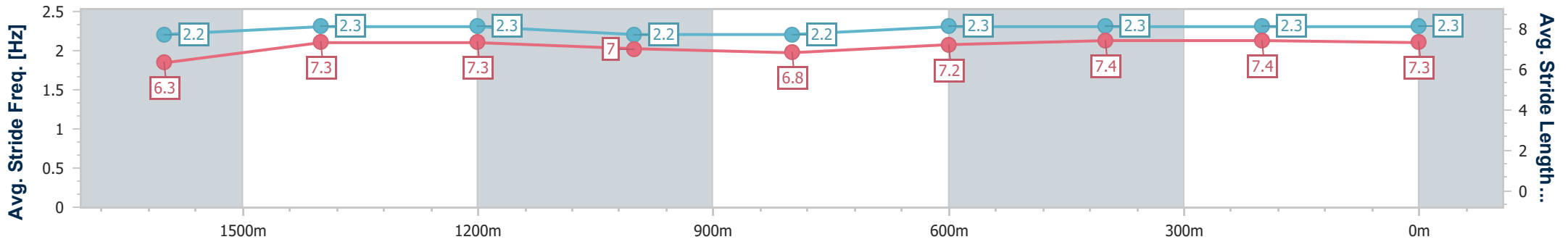
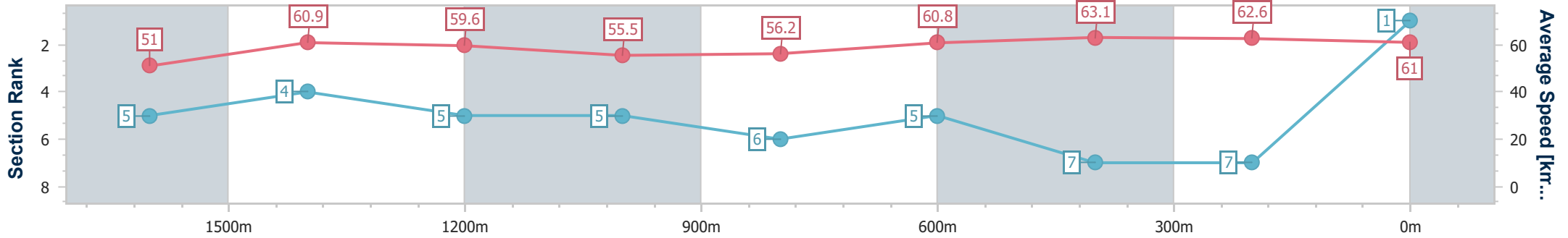
Horse/Jockey Name	Mr Dudwey
Final Rank	1
Fastest Section Time (Section)	0:11.42 (600m)
Top Speed [km/h] (Section)	63.6 (600m)
Race State	Finished



Rockhampton QLD Professional
 Race 1: LATTER KENNEDY BENCHMARK 65 Handicap - 1828m
 18 April 2024 - 10:27
 Track Rating: Soft 5, Weather: Overcast, Rail Position: +6m



Section	Overall	1600m	1400m	1200m	1000m	800m	600m	400m	200m				
Section Times	1:52.30 [1] (0:15.95)	1:36.35 [5] (0:11.78)	1:24.57 [4] (0:12.09)	1:12.48 [5] (0:12.92)	0:59.56 [5] (0:12.80)	0:46.76 [6] (0:11.99)	0:34.77 [5] (0:11.42)	0:23.35 [7] (0:11.53)	0:11.82 [7] (0:11.82)				
Average Speed [km/h]	51.0	60.9	59.6	55.5	56.2	60.8	63.1	62.6	61.0				
Top Speed [km/h]	60.2	62.0	61.0	57.2	58.2	62.8	63.6	63.0	62.1				
Avg. Dist. to Rail [m]	1.8	2.1	1.9	1.4	0.5	1.7	3.1	6.8	9.7				
Avg. Stride Freq. [Hz]	2.2	2.3	2.3	2.2	2.2	2.3	2.3	2.3	2.3				
Avg. Stride Length [m]	6.3	7.3	7.3	7.0	6.8	7.2	7.4	7.4	7.3				



- [] Ranking at each section and finish
- .-.- No data available at this section
- NA No data available



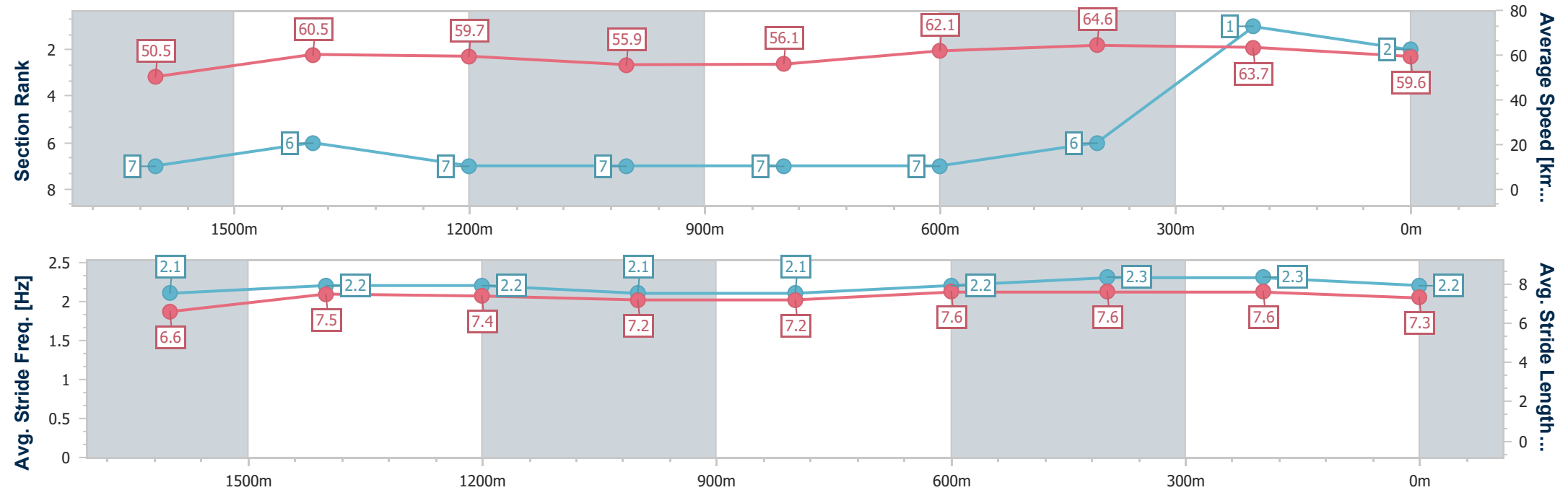
Horse/Jockey Name	Lucky Exchange
Final Rank	2
Fastest Section Time (Section)	0:11.16 (600m)
Top Speed [km/h] (Section)	65.5 (600m)
Race State	Finished



Rockhampton QLD Professional
 Race 1: LATTER KENNEDY BENCHMARK 65 Handicap - 1828m
 18 April 2024 - 10:27
 Track Rating: Soft 5, Weather: Overcast, Rail Position: +6m



Section	Overall	1600m	1400m	1200m	1000m	800m	600m	400m	200m
Section Times	1:52.34 [2] (0:16.23)	1:36.11 [7] (0:11.89)	1:24.22 [6] (0:12.03)	1:12.19 [7] (0:12.87)	0:59.32 [7] (0:12.83)	0:46.49 [7] (0:11.91)	0:34.58 [7] (0:11.16)	0:23.42 [6] (0:11.33)	0:12.09 [1] (0:12.09)
Average Speed [km/h]	50.5	60.5	59.7	55.9	56.1	62.1	64.6	63.7	59.6
Top Speed [km/h]	61.7	62.0	60.6	57.2	58.0	63.9	65.5	65.4	61.7
Avg. Dist. to Rail [m]	3.6	2.8	2.4	1.8	0.9	3.2	7.0	8.3	9.7
Avg. Stride Freq. [Hz]	2.1	2.2	2.2	2.1	2.1	2.2	2.3	2.3	2.2
Avg. Stride Length [m]	6.6	7.5	7.4	7.2	7.2	7.6	7.6	7.6	7.3



- [] Ranking at each section and finish
- .-.- No data available at this section
- NA No data available



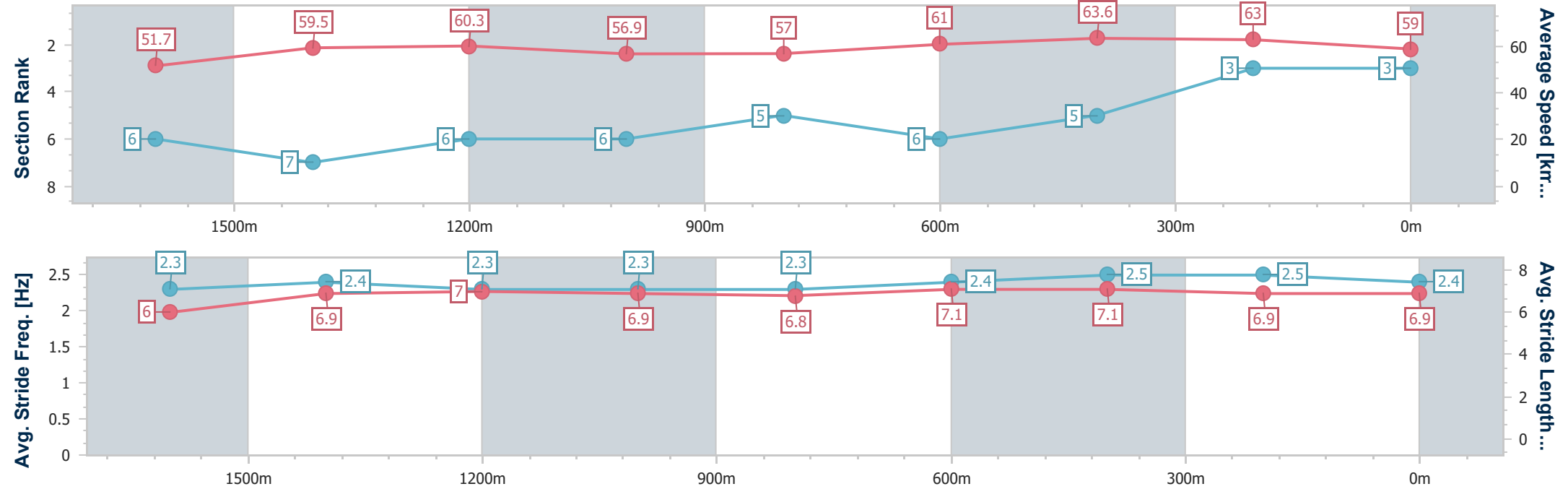
Horse/Jockey Name	Phoenix Flyer
Final Rank	3
Fastest Section Time (Section)	0:11.34 (600m)
Top Speed [km/h] (Section)	64.4 (400m)
Race State	Finished



Rockhampton QLD Professional
 Race 1: LATTER KENNEDY BENCHMARK 65 Handicap - 1828m
 18 April 2024 - 10:27
 Track Rating: Soft 5, Weather: Overcast, Rail Position: +6m



Section	Overall	1600m	1400m	1200m	1000m	800m	600m	400m	200m
Section Times	1:52.52 [3] (0:16.04)	1:36.48 [6] (0:12.10)	1:24.38 [7] (0:11.93)	1:12.45 [6] (0:12.69)	0:59.76 [6] (0:12.72)	0:47.04 [5] (0:12.07)	0:34.97 [6] (0:11.34)	0:23.63 [5] (0:11.43)	0:12.20 [3] (0:12.20)
Average Speed [km/h]	51.7	59.5	60.3	56.9	57.0	61.0	63.6	63.0	59.0
Top Speed [km/h]	60.4	61.1	60.9	58.1	58.8	62.7	64.4	64.4	62.6
Avg. Dist. to Rail [m]	4.3	1.2	0.7	0.5	1.1	2.8	4.6	7.7	8.2
Avg. Stride Freq. [Hz]	2.3	2.4	2.3	2.3	2.3	2.4	2.5	2.5	2.4
Avg. Stride Length [m]	6.0	6.9	7.0	6.9	6.8	7.1	7.1	6.9	6.9



- [] Ranking at each section and finish
- .-.- No data available at this section
- NA No data available



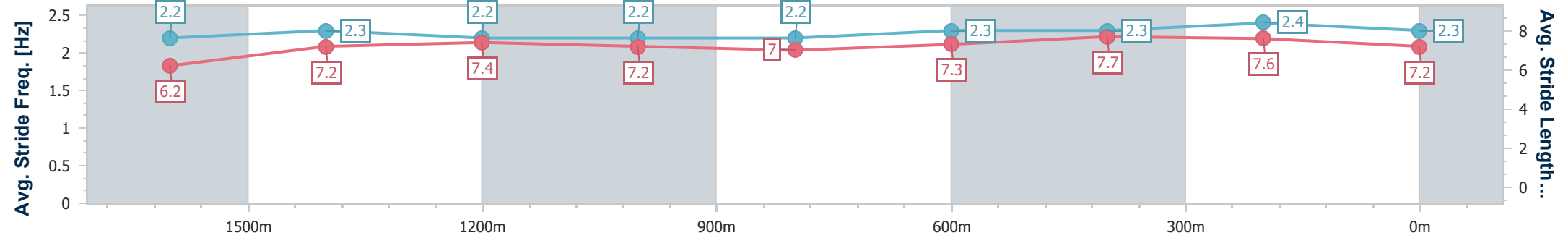
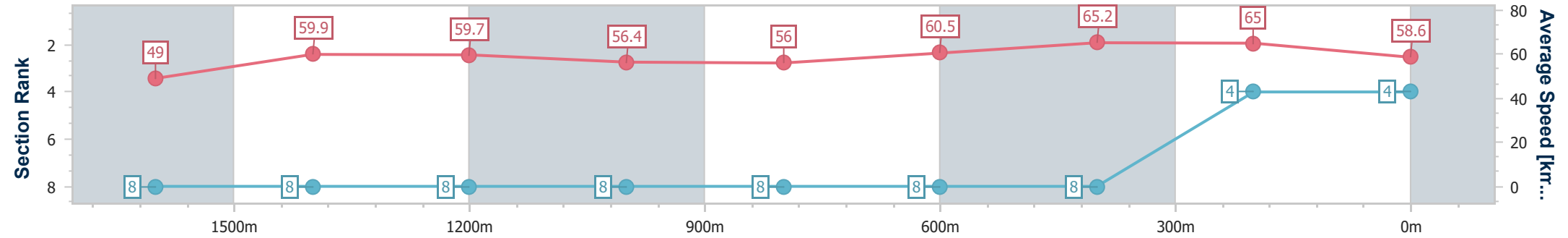
Horse/Jockey Name	Lonegry
Final Rank	4
Fastest Section Time (Section)	0:11.02 (600m)
Top Speed [km/h] (Section)	68.1 (600m)
Race State	Finished



Rockhampton QLD Professional
 Race 1: LATTER KENNEDY BENCHMARK 65 Handicap - 1828m
 18 April 2024 - 10:27
 Track Rating: Soft 5, Weather: Overcast, Rail Position: +6m



Section	Overall	1600m	1400m	1200m	1000m	800m	600m	400m	200m
Section Times	1:52.68 [4] (0:16.53)	1:36.15 [8] (0:11.97)	1:24.18 [8] (0:12.09)	1:12.09 [8] (0:12.71)	0:59.38 [8] (0:12.93)	0:46.45 [8] (0:12.06)	0:34.39 [8] (0:11.02)	0:23.37 [8] (0:11.06)	0:12.31 [4] (0:12.31)
Average Speed [km/h]	49.0	59.9	59.7	56.4	56.0	60.5	65.2	65.0	58.6
Top Speed [km/h]	59.0	60.6	60.6	59.3	57.4	63.1	68.1	68.0	62.2
Avg. Dist. to Rail [m]	2.9	2.6	1.6	0.9	0.9	1.5	1.5	1.7	3.1
Avg. Stride Freq. [Hz]	2.2	2.3	2.2	2.2	2.2	2.3	2.3	2.4	2.3
Avg. Stride Length [m]	6.2	7.2	7.4	7.2	7.0	7.3	7.7	7.6	7.2



- [] Ranking at each section and finish
- .-.- No data available at this section
- NA No data available



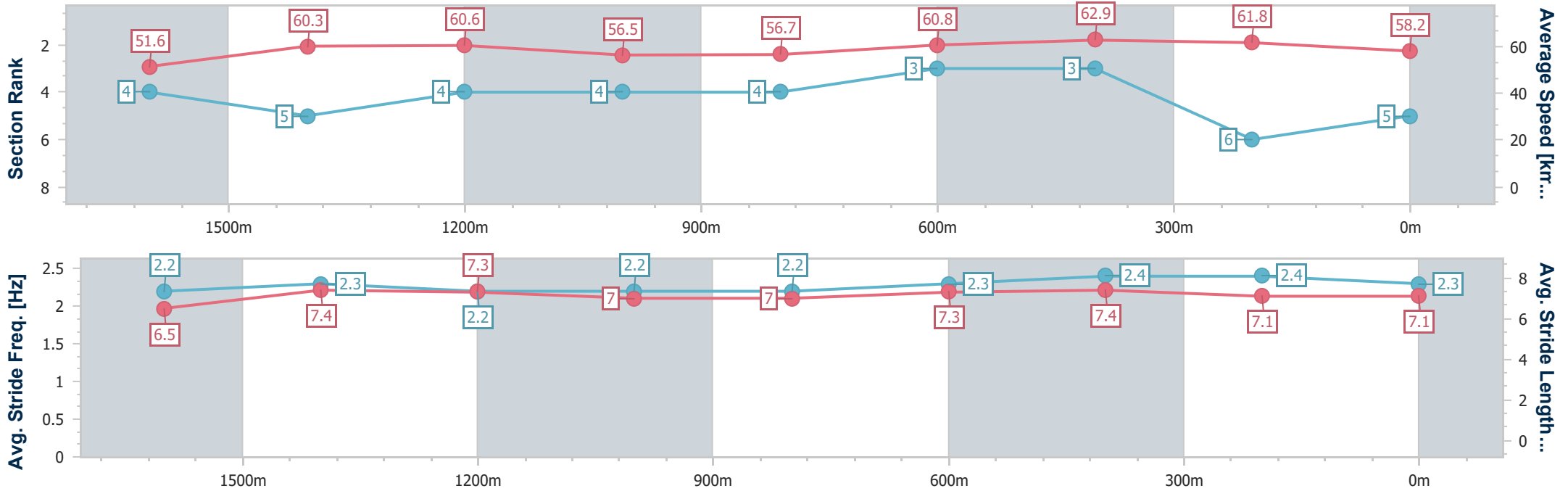
Horse/Jockey Name	Shadow Project
Final Rank	5
Fastest Section Time (Section)	0:11.45 (600m)
Top Speed [km/h] (Section)	64.3 (600m)
Race State	Finished



Rockhampton QLD Professional
 Race 1: LATTER KENNEDY BENCHMARK 65 Handicap - 1828m
 18 April 2024 - 10:27
 Track Rating: Soft 5, Weather: Overcast, Rail Position: +6m



Section	Overall	1600m	1400m	1200m	1000m	800m	600m	400m	200m
Section Times	1:52.76 [5] (0:15.93)	1:36.83 [4] (0:11.94)	1:24.89 [5] (0:11.90)	1:12.99 [4] (0:12.77)	1:00.22 [4] (0:12.73)	0:47.49 [4] (0:12.02)	0:35.47 [3] (0:11.45)	0:24.02 [3] (0:11.67)	0:12.35 [6] (0:12.35)
Average Speed [km/h]	51.6	60.3	60.6	56.5	56.7	60.8	62.9	61.8	58.2
Top Speed [km/h]	61.1	61.2	62.9	58.2	58.8	62.3	64.3	64.2	60.8
Avg. Dist. to Rail [m]	2.6	0.4	0.3	0.5	0.6	2.0	3.4	5.0	6.3
Avg. Stride Freq. [Hz]	2.2	2.3	2.2	2.2	2.2	2.3	2.4	2.4	2.3
Avg. Stride Length [m]	6.5	7.4	7.3	7.0	7.0	7.3	7.4	7.1	7.1



- [] Ranking at each section and finish
- .-.- No data available at this section
- NA No data available



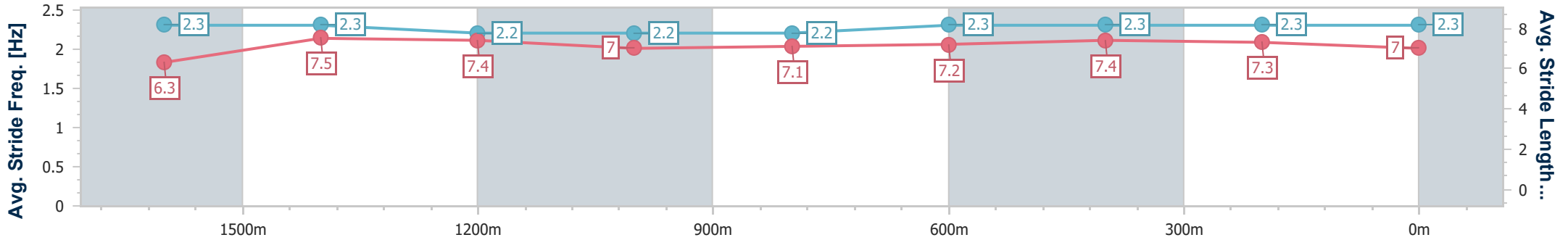
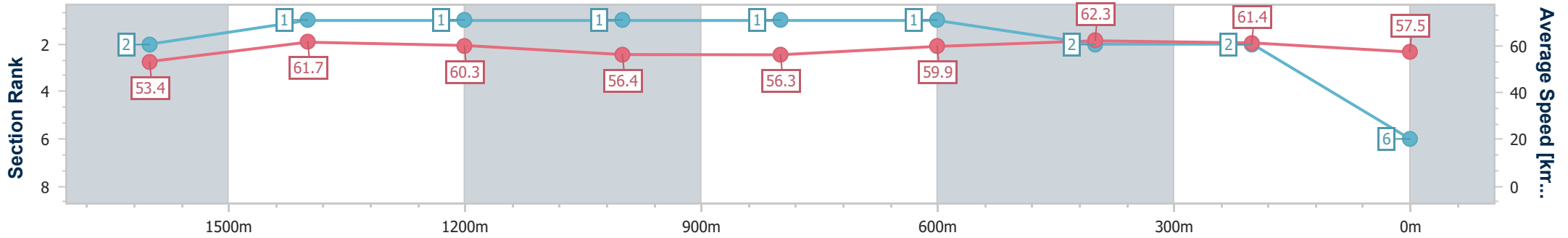
Horse/Jockey Name	Roy's Road
Final Rank	6
Fastest Section Time (Section)	0:11.57 (600m)
Top Speed [km/h] (Section)	63.9 (1600m)
Race State	Finished



Rockhampton QLD Professional
 Race 1: LATTER KENNEDY BENCHMARK 65 Handicap - 1828m
 18 April 2024 - 10:27
 Track Rating: Soft 5, Weather: Overcast, Rail Position: +6m



Section	Overall	1600m	1400m	1200m	1000m	800m	600m	400m	200m
Section Times	1:52.83 [6] (0:15.71)	1:37.12 [2] (0:11.67)	1:25.45 [1] (0:11.92)	1:13.53 [1] (0:12.78)	1:00.75 [1] (0:12.77)	0:47.98 [1] (0:12.14)	0:35.84 [1] (0:11.57)	0:24.27 [2] (0:11.73)	0:12.54 [2] (0:12.54)
Average Speed [km/h]	53.4	61.7	60.3	56.4	56.3	59.9	62.3	61.4	57.5
Top Speed [km/h]	63.2	63.9	61.3	58.3	58.0	62.1	63.4	63.1	60.3
Avg. Dist. to Rail [m]	5.9	0.9	0.4	0.5	0.5	1.3	2.5	2.4	3.5
Avg. Stride Freq. [Hz]	2.3	2.3	2.2	2.2	2.2	2.3	2.3	2.3	2.3
Avg. Stride Length [m]	6.3	7.5	7.4	7.0	7.1	7.2	7.4	7.3	7.0



- [] Ranking at each section and finish
- .-.- No data available at this section
- NA No data available



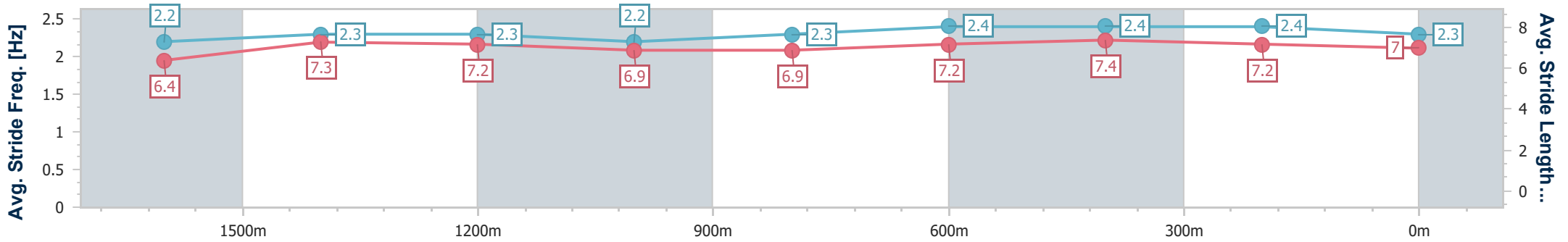
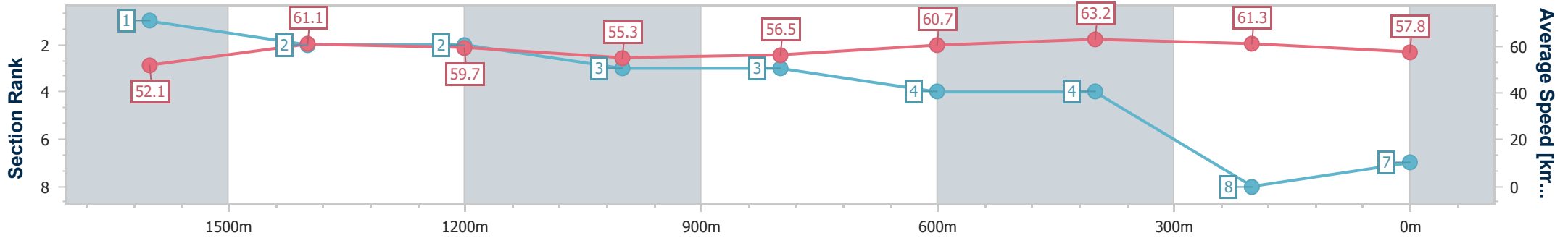
Horse/Jockey Name	Class Of Royalty
Final Rank	7
Fastest Section Time (Section)	0:11.42 (600m)
Top Speed [km/h] (Section)	64.0 (600m)
Race State	Finished



Rockhampton QLD Professional
 Race 1: LATTER KENNEDY BENCHMARK 65 Handicap - 1828m
 18 April 2024 - 10:27
 Track Rating: Soft 5, Weather: Overcast, Rail Position: +6m



Section	Overall	1600m	1400m	1200m	1000m	800m	600m	400m	200m
Section Times	1:53.02 [7] (0:15.66)	1:37.36 [1] (0:11.77)	1:25.59 [2] (0:12.06)	1:13.53 [2] (0:13.00)	1:00.53 [3] (0:12.73)	0:47.80 [3] (0:12.17)	0:35.63 [4] (0:11.42)	0:24.21 [4] (0:11.76)	0:12.45 [8] (0:12.45)
Average Speed [km/h]	52.1	61.1	59.7	55.3	56.5	60.7	63.2	61.3	57.8
Top Speed [km/h]	61.2	61.7	61.5	57.4	59.3	62.7	64.0	63.6	59.7
Avg. Dist. to Rail [m]	2.2	1.2	1.0	0.6	0.6	3.1	4.1	5.1	4.4
Avg. Stride Freq. [Hz]	2.2	2.3	2.3	2.2	2.3	2.4	2.4	2.4	2.3
Avg. Stride Length [m]	6.4	7.3	7.2	6.9	6.9	7.2	7.4	7.2	7.0



- [] Ranking at each section and finish
- .-.- No data available at this section
- NA No data available



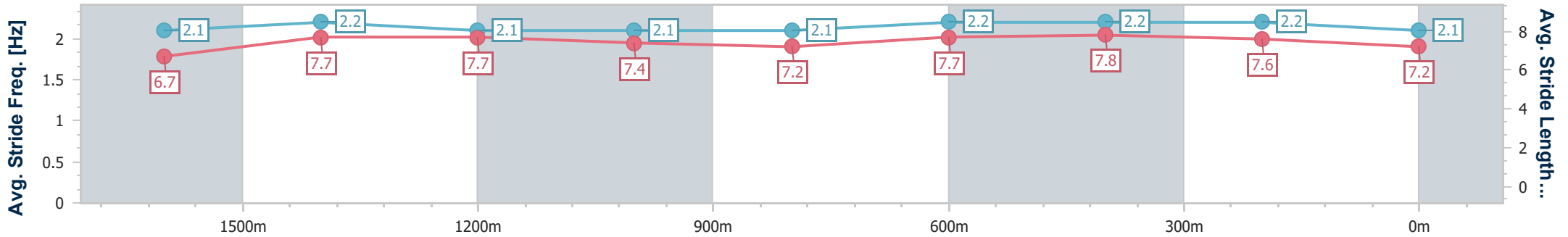
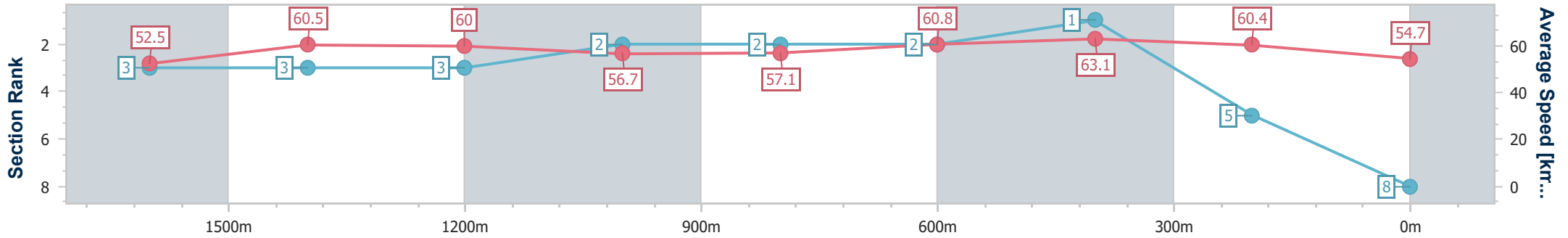
Horse/Jockey Name	Vana Star
Final Rank	8
Fastest Section Time (Section)	0:11.42 (600m)
Top Speed [km/h] (Section)	64.0 (600m)
Race State	Finished



Rockhampton QLD Professional
 Race 1: LATTER KENNEDY BENCHMARK 65 Handicap - 1828m
 18 April 2024 - 10:27
 Track Rating: Soft 5, Weather: Overcast, Rail Position: +6m



Section	Overall	1600m	1400m	1200m	1000m	800m	600m	400m	200m
Section Times	1:53.54 [8] (0:15.77)	1:37.77 [3] (0:11.87)	1:25.90 [3] (0:12.00)	1:13.90 [3] (0:12.67)	1:01.23 [2] (0:12.68)	0:48.55 [2] (0:12.05)	0:36.50 [2] (0:11.42)	0:25.08 [1] (0:11.94)	0:13.14 [5] (0:13.14)
Average Speed [km/h]	52.5	60.5	60.0	56.7	57.1	60.8	63.1	60.4	54.7
Top Speed [km/h]	60.7	60.9	62.1	58.3	59.4	62.8	64.0	62.9	58.4
Avg. Dist. to Rail [m]	3.4	0.5	0.2	0.2	0.8	2.2	3.4	3.2	3.7
Avg. Stride Freq. [Hz]	2.1	2.2	2.1	2.1	2.1	2.2	2.2	2.2	2.1
Avg. Stride Length [m]	6.7	7.7	7.7	7.4	7.2	7.7	7.8	7.6	7.2



- [] Ranking at each section and finish
- .-.- No data available at this section
- NA No data available