



Doomben QLD Professional
Race 9: LADBROKES YARD COMMENTS BENCHMARK 65 Handicap
(4YO only QTIS bonuses applicable) - 1350m
17 April 2024 - 16:04



Track Rating: Good 4, Weather: Fine, Rail Position: +10m Entire

Section												Last 600m				
Field Times		Overall	1200m	1000m	800m	600m	400m						0:34.70			
		1:19.72 (0:11.08)	1:08.64 (0:10.84)	0:57.80 (0:11.37)	0:46.43 (0:11.73)	0:34.70 (0:11.41)	0:23.29 (0:11.51)									
Rank	TAB	Horse/Jockey	Barrier	Top Speed [km/h]	Fastest Section											Distance Travelled [m]
1	10	SKYWRITER Ryan Maloney	3	67.1 1200m	0:10.96 400m	1:19.72 [1] (0:11.66)	1:08.06 [10] (0:11.00)	0:57.06 [9] (0:11.41)	0:45.65 [8] (0:11.57)	0:34.08 [8] (0:11.37)	0:22.71 [5] (0:10.96)	0:34.08				
2	3	BANDASHA Kyle Wilson-Taylor	1	66.2 1200m	0:11.05 1200m	1:19.74 [2] (0:11.30)	1:08.44 [5] (0:11.05)	0:57.39 [4] (0:11.41)	0:45.98 [4] (0:11.62)	0:34.36 [3] (0:11.44)	0:22.92 [3] (0:11.12)	0:34.36	-2			
3	9	NIGHTSTICK Josh Adams	2	65.8 400m	0:11.15 1200m	1:20.04 [3] (0:11.39)	1:08.65 [6] (0:11.15)	0:57.50 [7] (0:11.48)	0:46.02 [7] (0:11.56)	0:34.46 [6] (0:11.53)	0:22.93 [7] (0:11.19)	0:34.46	+4			
4	4	TAMBOURINE MAN Melea Castle	15	67.0 1200m	0:10.90 1200m	1:20.22 [4] (0:11.17)	1:09.05 [2] (0:10.90)	0:58.15 [2] (0:11.31)	0:46.84 [2] (0:11.69)	0:35.15 [2] (0:11.44)	0:23.71 [2] (0:11.56)	0:35.15	+4			
5	1	PORKY Vlad Duric	9	67.9 1200m	0:10.84 1200m	1:20.31 [5] (0:11.08)	1:09.23 [1] (0:10.84)	0:58.39 [1] (0:11.37)	0:47.02 [1] (0:11.73)	0:35.29 [1] (0:11.41)	0:23.88 [1] (0:11.51)	0:35.29	+1			
6	16	BETTER STRINGS Casey Waddell	14	66.2 400m	0:11.15 400m	1:20.45 [6] (0:11.78)	1:08.67 [11] (0:11.16)	0:57.51 [11] (0:11.46)	0:46.05 [11] (0:11.55)	0:34.50 [11] (0:11.57)	0:22.93 [11] (0:11.15)	0:34.50	+3			
7	13	LA SEULE Jake Bayliss	5	67.3 1200m	0:11.06 1200m	1:20.46 [7] (0:11.60)	1:08.86 [9] (0:11.06)	0:57.80 [8] (0:11.59)	0:46.21 [9] (0:11.66)	0:34.55 [10] (0:11.51)	0:23.04 [10] (0:11.06)	0:34.55	+6			
8	6	SHY GUY Mark Du Plessis	6	66.2 1200m	0:11.08 1200m	1:20.60 [8] (0:11.21)	1:09.39 [3] (0:11.08)	0:58.31 [3] (0:11.43)	0:46.88 [3] (0:11.66)	0:35.22 [4] (0:11.54)	0:23.68 [4] (0:11.29)	0:35.22	+7			
9	2	OUTBURST Noel Callow	16	64.8 1200m	0:11.26 1200m	1:20.64 [9] (0:11.60)	1:09.04 [8] (0:11.26)	0:57.78 [10] (0:11.45)	0:46.33 [10] (0:11.50)	0:34.83 [9] (0:11.46)	0:23.37 [9] (0:11.36)	0:34.83	+9			
10	14	DESERT MIST Robbie Dolan	10	66.2 1200m	0:10.97 1200m	1:20.75 [10] (0:11.42)	1:09.33 [7] (0:10.97)	0:58.36 [5] (0:11.42)	0:46.94 [5] (0:11.70)	0:35.24 [5] (0:11.56)	0:23.68 [6] (0:11.41)	0:35.24	+8			

Scratched: I Am Takingthelot (#5), Caderas (#7), Enunciation (#8), Surreal Ascot (#11), Brasco (#15)

[] Ranking at each section and finish
 -:-:- No data available at this section
 NA No data available

SCN Saddle cloth number
 DNF Did not finish
 DNT Did not track



Doomben QLD Professional
Race 9: LADBROKES YARD COMMENTS BENCHMARK 65 Handicap
(4YO only QTIS bonuses applicable) - 1350m
17 April 2024 - 16:04



Track Rating: Good 4, Weather: Fine, Rail Position: +10m Entire

Section	Overall	1200m	1000m	800m	600m	400m	Last 600m
Field Times	1:19.72 (0:11.08)	1:08.64 (0:10.84)	0:57.80 (0:11.37)	0:46.43 (0:11.73)	0:34.70 (0:11.41)	0:23.29 (0:11.51)	0:34.70

Rank	TAB	Horse/Jockey	Barrier	Top Speed [km/h]	Fastest Section	Distance Travelled [m]
11	12	CHAYSE 'N' ADAM	8	64.9	0:11.23	
		Damien Thornton		1200m	1200m	+6

Scratched: I Am Takingthelot (#5), Caderas (#7), Enunciation (#8), Surreal Ascot (#11), Brasco (#15)

[] Ranking at each section and finish
 -:-:- No data available at this section
 NA No data available

SCN Saddle cloth number
 DNF Did not finish
 DNT Did not track



Doomben QLD Professional
Race 9: LADBROKES YARD COMMENTS BENCHMARK 65 Handicap
(4YO only QTIS bonuses applicable) - 1350m
17 April 2024 - 16:04



Track Rating: Good 4, Weather: Fine, Rail Position: +10m Entire

Section				200m				Last 600m	
Field Times				0:11.78 (0:11.78)				0:34.70	
Rank	TAB	Horse/Jockey	Barrier	Top Speed [km/h]	Fastest Section	Margin			Distance Travelled [m]
1	10	SKYWRITER Ryan Maloney	3	67.1 1200m	0:10.96 400m	0:11.75 [3] (0:11.75)	1:19.72		0:34.08
2	3	BANDASHA Kyle Wilson-Taylor	1	66.2 1200m	0:11.05 1200m	0:11.80 [2] (0:11.80)	0.14L		0:34.36 -2
3	9	NIGHTSTICK Josh Adams	2	65.8 400m	0:11.15 1200m	0:11.74 [6] (0:11.74)	1.89L		0:34.46 +4
4	4	TAMBOURINE MAN Melea Castle	15	67.0 1200m	0:10.90 1200m	0:12.15 [4] (0:12.15)	2.98L		0:35.15 +4
5	1	PORKY Vlad Duric	9	67.9 1200m	0:10.84 1200m	0:12.37 [1] (0:12.37)	3.5L		0:35.29 +1
6	16	BETTER STRINGS Casey Waddell	14	66.2 400m	0:11.15 400m	0:11.78 [11] (0:11.78)	4.29L		0:34.50 +3
7	13	LA SEULE Jake Bayliss	5	67.3 1200m	0:11.06 1200m	0:11.98 [8] (0:11.98)	4.39L		0:34.55 +6
8	6	SHY GUY Mark Du Plessis	6	66.2 1200m	0:11.08 1200m	0:12.39 [5] (0:12.39)	5.2L		0:35.22 +7
9	2	OUTBURST Noel Callow	16	64.8 1200m	0:11.26 1200m	0:12.01 [10] (0:12.01)	5.42L		0:34.83 +9
10	14	DESERT MIST Robbie Dolan	10	66.2 1200m	0:10.97 1200m	0:12.27 [7] (0:12.27)	6.05L		0:35.24 +8

Scratched: I Am Takingthelot (#5), Caderas (#7), Enunciation (#8), Surreal Ascot (#11), Brasco (#15)

Report Created: Wed 17 April 2024 16:17 GMT+10 (Note: Timing is based on position data)

Page 3/15

[] Ranking at each section and finish
 -:-:- No data available at this section
 NA No data available

SCN Saddle cloth number
 DNF Did not finish
 DNT Did not track

data processed by TRIPLESDATA



Doomben QLD Professional
Race 9: LADBROKES YARD COMMENTS BENCHMARK 65 Handicap
(4YO only QTIS bonuses applicable) - 1350m
17 April 2024 - 16:04



Track Rating: Good 4, Weather: Fine, Rail Position: +10m Entire

Section		200m		Last 600m		
Field Times		0:11.78 (0:11.78)		0:34.70		
Rank	TAB Horse/Jockey	Barrier	Top Speed [km/h]	Fastest Section	Margin	Distance Travelled [m]
11	12 CHAYSE 'N' ADAM	8	64.9	0:11.23	0:12.25 [9]	6.33L
	Damien Thornton		1200m	1200m	(0:12.25)	
						0:35.17 +6

Scratched: I Am Takingthelot (#5), Caderas (#7), Enunciation (#8), Surreal Ascot (#11), Brasco (#15)

[] Ranking at each section and finish
 -:-:-:- No data available at this section
 NA No data available

SCN Saddle cloth number
 DNF Did not finish
 DNT Did not track



Horse/Jockey Name	Skywriter
Final Rank	1
Fastest Section Time (Section)	0:10.96 (400m)
Top Speed [km/h] (Section)	67.1 (1200m)
Race State	Finished



Doomben QLD Professional
Race 9: LADBROKES YARD COMMENTS BENCHMARK 65
 Handicap (4YO only QTIS bonuses applicable) - 1350m

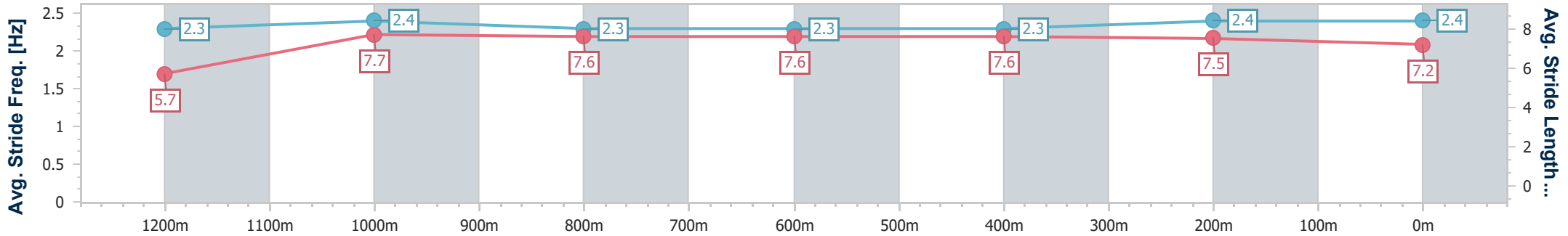
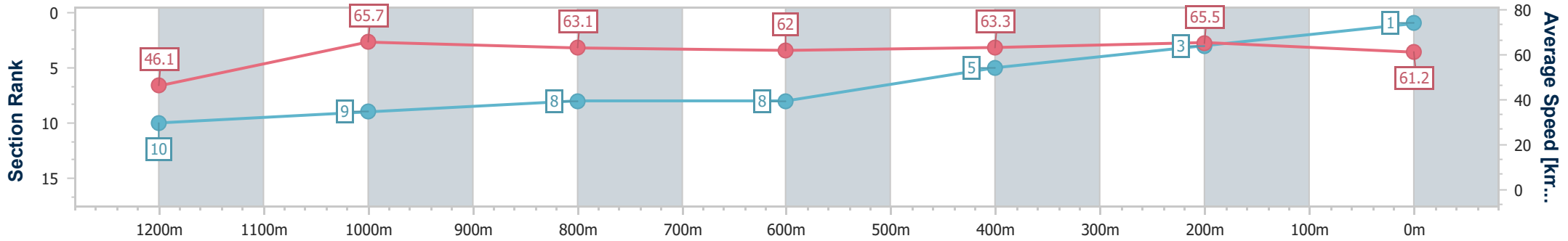
17 April 2024 - 16:04

Track Rating: Good 4, Weather: Fine, Rail Position: +10m Entire



BRISBANE
RACING CLUB

Section	Overall	1200m	1000m	800m	600m	400m	200m
Section Times	1:19.72 [1] (0:11.66)	1:08.06 [10] (0:11.00)	0:57.06 [9] (0:11.41)	0:45.65 [8] (0:11.57)	0:34.08 [8] (0:11.37)	0:22.71 [5] (0:10.96)	0:11.75 [3] (0:11.75)
Average Speed [km/h]	46.1	65.7	63.1	62.0	63.3	65.5	61.2
Top Speed [km/h]	64.8	67.1	64.9	62.5	65.1	66.9	64.2
Avg. Dist. to Rail [m]	1.8	0.2	0.2	0.2	0.8	0.8	0.6
Avg. Stride Freq. [Hz]	2.3	2.4	2.3	2.3	2.3	2.4	2.4
Avg. Stride Length [m]	5.7	7.7	7.6	7.6	7.6	7.5	7.2



- [] Ranking at each section and finish
- .-.- No data available at this section
- NA No data available



Horse/Jockey Name	Bandasha
Final Rank	2
Fastest Section Time (Section)	0:11.05 (1200m)
Top Speed [km/h] (Section)	66.2 (1200m)
Race State	Finished



Doomben QLD Professional
Race 9: LADBROKES YARD COMMENTS BENCHMARK 65
 Handicap (4YO only QTIS bonuses applicable) - 1350m

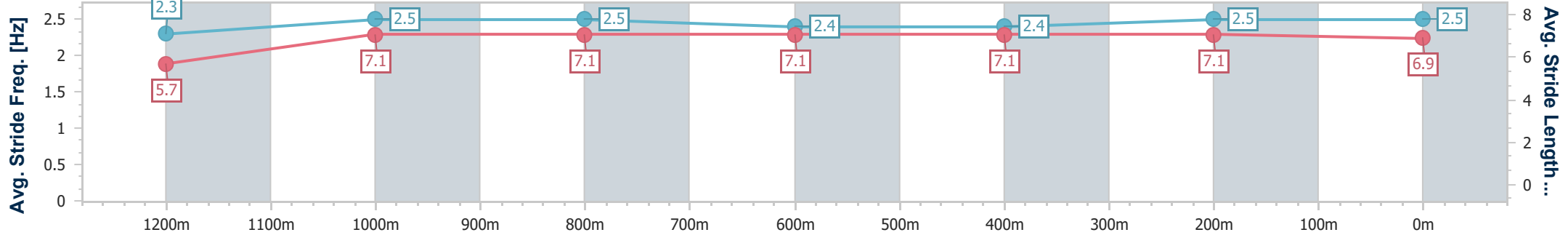
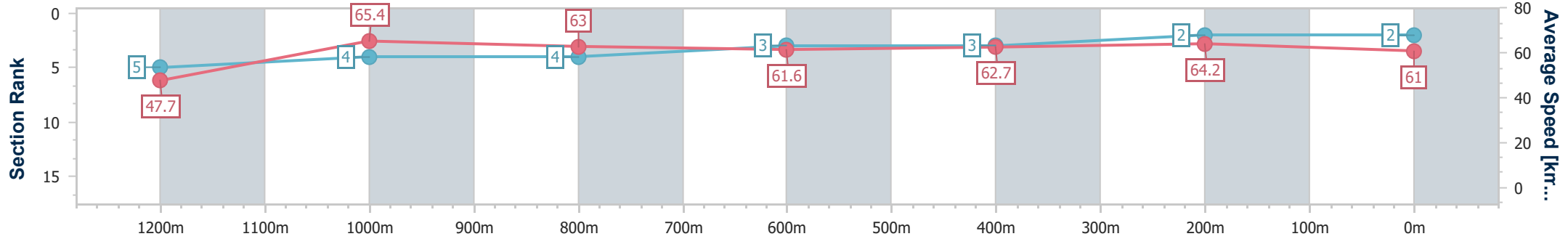
17 April 2024 - 16:04

Track Rating: Good 4, Weather: Fine, Rail Position: +10m Entire



BRISBANE
RACING CLUB

Section	Overall	1200m	1000m	800m	600m	400m	200m
Section Times	1:19.74 [2] (0:11.30)	1:08.44 [5] (0:11.05)	0:57.39 [4] (0:11.41)	0:45.98 [4] (0:11.62)	0:34.36 [3] (0:11.44)	0:22.92 [3] (0:11.12)	0:11.80 [2] (0:11.80)
Average Speed [km/h]	47.7	65.4	63.0	61.6	62.7	64.2	61.0
Top Speed [km/h]	64.4	66.2	64.8	62.1	64.2	65.3	63.8
Avg. Dist. to Rail [m]	1.3	0.7	0.4	0.9	1.4	2.2	2.1
Avg. Stride Freq. [Hz]	2.3	2.5	2.5	2.4	2.4	2.5	2.5
Avg. Stride Length [m]	5.7	7.1	7.1	7.1	7.1	7.1	6.9



- [] Ranking at each section and finish
- .-.- No data available at this section
- NA No data available



Horse/Jockey Name	Nightstick
Final Rank	3
Fastest Section Time (Section)	0:11.15 (1200m)
Top Speed [km/h] (Section)	65.8 (400m)
Race State	Finished



Doomben QLD Professional
Race 9: LADBROKES YARD COMMENTS BENCHMARK 65
 Handicap (4YO only QTIS bonuses applicable) - 1350m

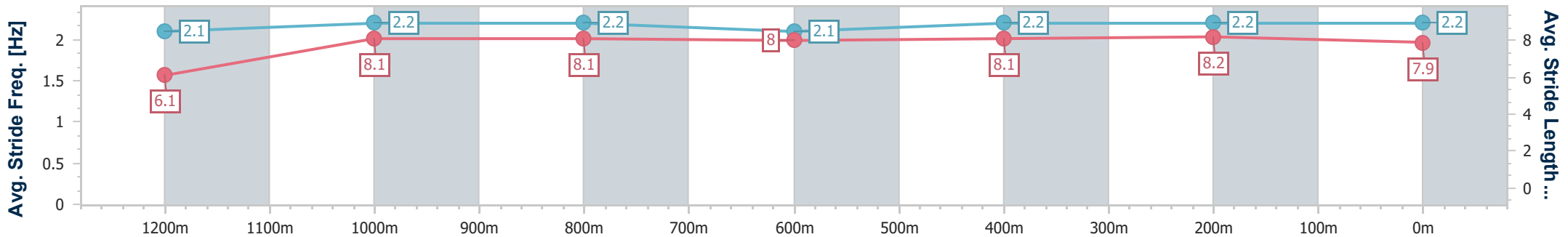
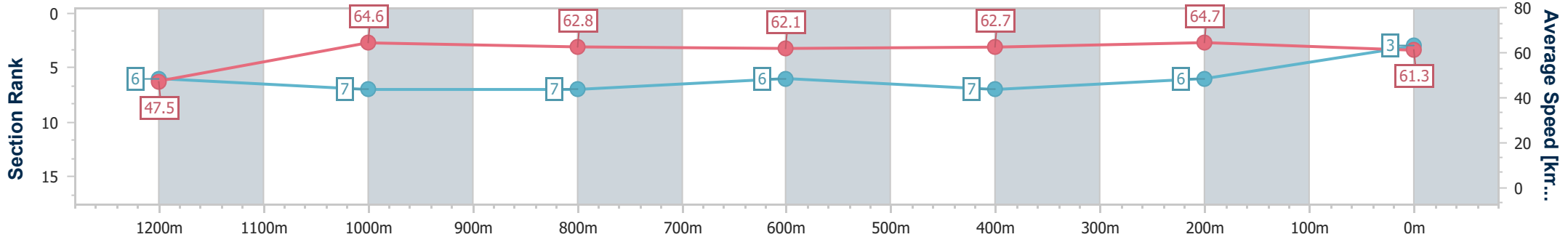
17 April 2024 - 16:04

Track Rating: Good 4, Weather: Fine, Rail Position: +10m Entire



BRISBANE
RACING CLUB

Section	Overall	1200m	1000m	800m	600m	400m	200m
Section Times	1:20.04 [3] (0:11.39)	1:08.65 [6] (0:11.15)	0:57.50 [7] (0:11.48)	0:46.02 [7] (0:11.56)	0:34.46 [6] (0:11.53)	0:22.93 [7] (0:11.19)	0:11.74 [6] (0:11.74)
Average Speed [km/h]	47.5	64.6	62.8	62.1	62.7	64.7	61.3
Top Speed [km/h]	64.1	65.4	65.0	63.2	64.4	65.8	64.8
Avg. Dist. to Rail [m]	2.2	1.4	0.8	0.5	0.8	2.6	1.5
Avg. Stride Freq. [Hz]	2.1	2.2	2.2	2.1	2.2	2.2	2.2
Avg. Stride Length [m]	6.1	8.1	8.1	8.0	8.1	8.2	7.9



- [] Ranking at each section and finish
- .-.- No data available at this section
- NA No data available



Horse/Jockey Name	Tambourine Man
Final Rank	4
Fastest Section Time (Section)	0:10.90 (1200m)
Top Speed [km/h] (Section)	67.0 (1200m)
Race State	Finished



Doomben QLD Professional
Race 9: LADBROKES YARD COMMENTS BENCHMARK 65
 Handicap (4YO only QTIS bonuses applicable) - 1350m

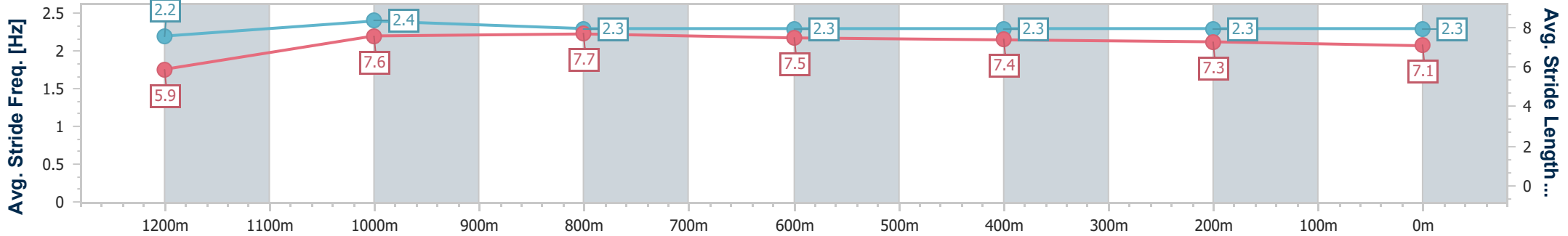
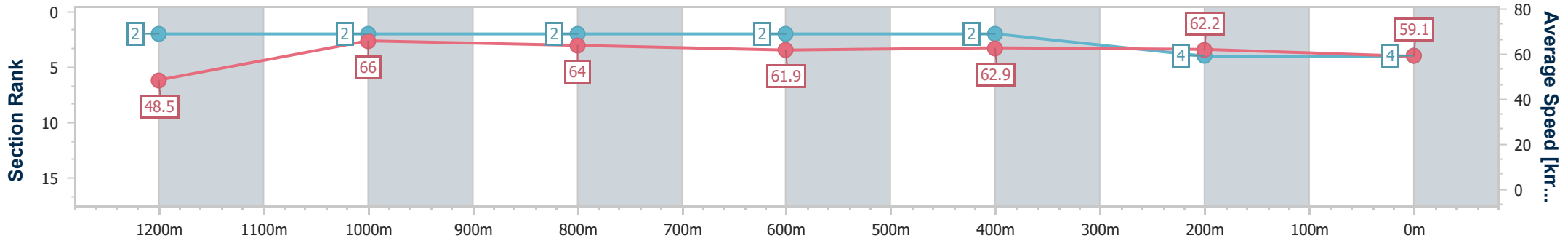
17 April 2024 - 16:04

Track Rating: Good 4, Weather: Fine, Rail Position: +10m Entire



BRISBANE
RACING CLUB

Section	Overall	1200m	1000m	800m	600m	400m	200m
Section Times	1:20.22 [4] (0:11.17)	1:09.05 [2] (0:10.90)	0:58.15 [2] (0:11.31)	0:46.84 [2] (0:11.69)	0:35.15 [2] (0:11.44)	0:23.71 [2] (0:11.56)	0:12.15 [4] (0:12.15)
Average Speed [km/h]	48.5	66.0	64.0	61.9	62.9	62.2	59.1
Top Speed [km/h]	65.0	67.0	66.0	62.4	64.2	63.1	61.7
Avg. Dist. to Rail [m]	7.8	2.7	1.4	0.7	0.2	1.6	2.9
Avg. Stride Freq. [Hz]	2.2	2.4	2.3	2.3	2.3	2.3	2.3
Avg. Stride Length [m]	5.9	7.6	7.7	7.5	7.4	7.3	7.1



- [] Ranking at each section and finish
- .-.- No data available at this section
- NA No data available



Horse/Jockey Name	Porky
Final Rank	5
Fastest Section Time (Section)	0:10.84 (1200m)
Top Speed [km/h] (Section)	67.9 (1200m)
Race State	Finished



Doomben QLD Professional
Race 9: LADBROKES YARD COMMENTS BENCHMARK 65
Handicap (4YO only QTIS bonuses applicable) - 1350m

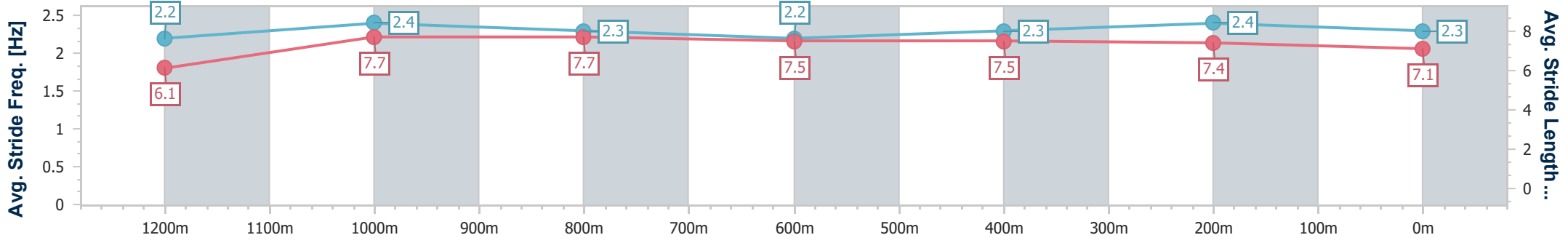
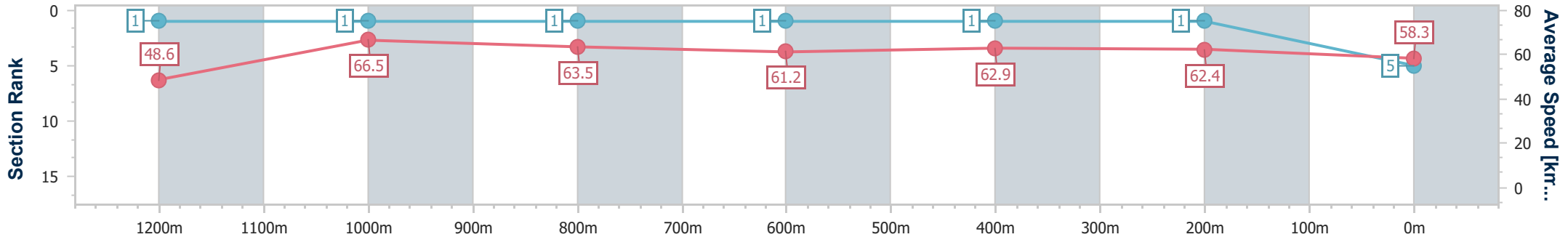
17 April 2024 - 16:04

Track Rating: Good 4, Weather: Fine, Rail Position: +10m Entire



BRISBANE
RACING CLUB

Section	Overall	1200m	1000m	800m	600m	400m	200m
Section Times	1:20.31 [5] (0:11.08)	1:09.23 [1] (0:10.84)	0:58.39 [1] (0:11.37)	0:47.02 [1] (0:11.73)	0:35.29 [1] (0:11.41)	0:23.88 [1] (0:11.51)	0:12.37 [1] (0:12.37)
Average Speed [km/h]	48.6	66.5	63.5	61.2	62.9	62.4	58.3
Top Speed [km/h]	65.1	67.9	65.1	62.1	63.2	63.6	60.9
Avg. Dist. to Rail [m]	6.6	2.4	0.7	0.2	0.9	1.4	1.2
Avg. Stride Freq. [Hz]	2.2	2.4	2.3	2.2	2.3	2.4	2.3
Avg. Stride Length [m]	6.1	7.7	7.7	7.5	7.5	7.4	7.1



- [] Ranking at each section and finish
- .-.- No data available at this section
- NA No data available



Horse/Jockey Name	Better Strings
Final Rank	6
Fastest Section Time (Section)	0:11.15 (400m)
Top Speed [km/h] (Section)	66.2 (400m)
Race State	Finished



Doomben QLD Professional
Race 9: LADBROKES YARD COMMENTS BENCHMARK 65
Handicap (4YO only QTIS bonuses applicable) - 1350m

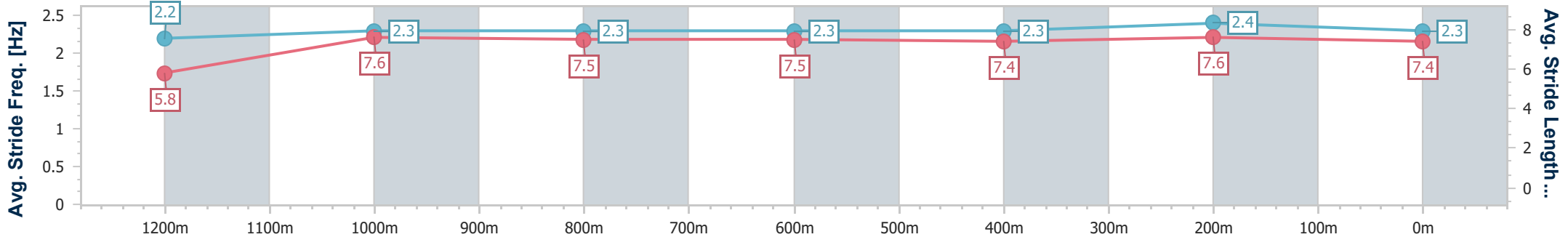
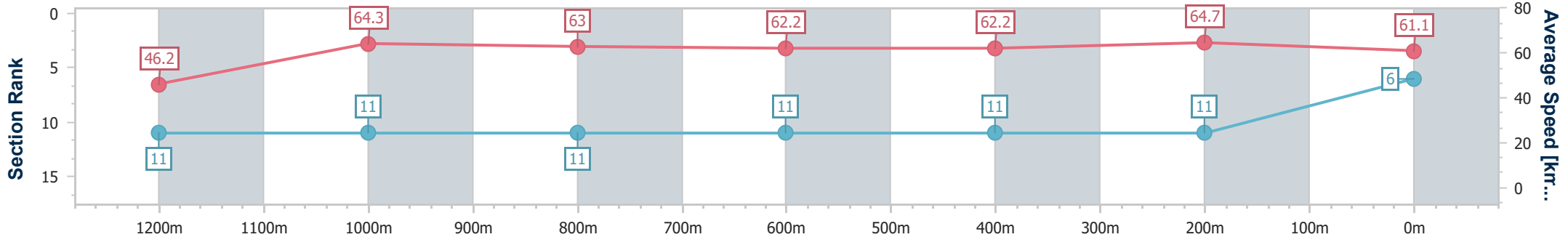
17 April 2024 - 16:04

Track Rating: Good 4, Weather: Fine, Rail Position: +10m Entire



BRISBANE
RACING CLUB

Section	Overall	1200m	1000m	800m	600m	400m	200m
Section Times	1:20.45 [6] (0:11.78)	1:08.67 [11] (0:11.16)	0:57.51 [11] (0:11.46)	0:46.05 [11] (0:11.55)	0:34.50 [11] (0:11.57)	0:22.93 [11] (0:11.15)	0:11.78 [11] (0:11.78)
Average Speed [km/h]	46.2	64.3	63.0	62.2	62.2	64.7	61.1
Top Speed [km/h]	63.4	65.4	64.4	63.0	64.5	66.2	64.0
Avg. Dist. to Rail [m]	5.9	1.3	0.5	0.2	0.4	0.5	0.3
Avg. Stride Freq. [Hz]	2.2	2.3	2.3	2.3	2.3	2.4	2.3
Avg. Stride Length [m]	5.8	7.6	7.5	7.5	7.4	7.6	7.4



- [] Ranking at each section and finish
- .-.- No data available at this section
- NA No data available



Horse/Jockey Name	La Seule
Final Rank	7
Fastest Section Time (Section)	0:11.06 (1200m)
Top Speed [km/h] (Section)	67.3 (1200m)
Race State	Finished



Doomben QLD Professional
Race 9: LADBROKES YARD COMMENTS BENCHMARK 65
Handicap (4YO only QTIS bonuses applicable) - 1350m

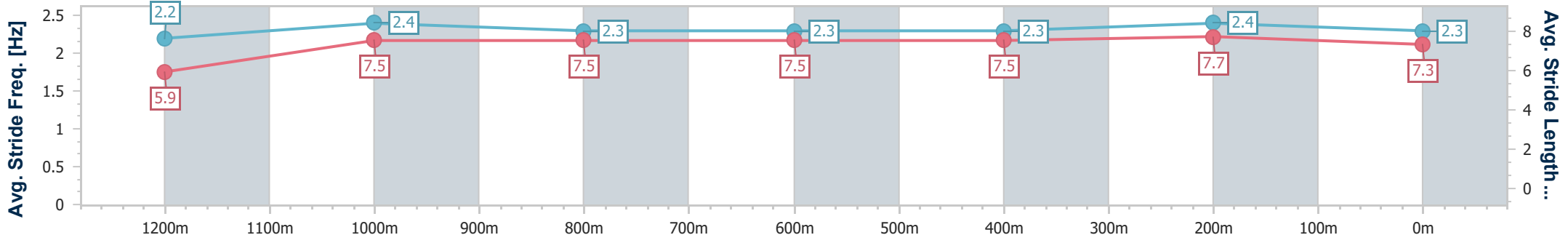
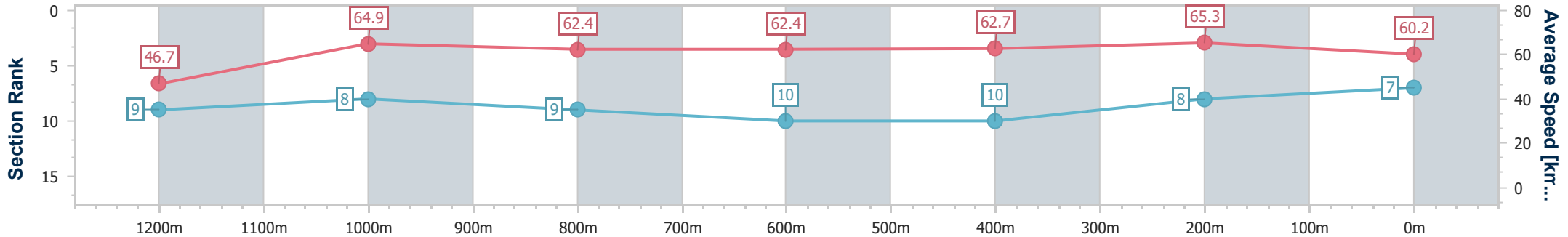
17 April 2024 - 16:04

Track Rating: Good 4, Weather: Fine, Rail Position: +10m Entire



BRISBANE
RACING CLUB

Section	Overall	1200m	1000m	800m	600m	400m	200m
Section Times	1:20.46 [7] (0:11.60)	1:08.86 [9] (0:11.06)	0:57.80 [8] (0:11.59)	0:46.21 [9] (0:11.66)	0:34.55 [10] (0:11.51)	0:23.04 [10] (0:11.06)	0:11.98 [8] (0:11.98)
Average Speed [km/h]	46.7	64.9	62.4	62.4	62.7	65.3	60.2
Top Speed [km/h]	64.1	67.3	65.4	63.8	64.9	66.0	63.0
Avg. Dist. to Rail [m]	3.3	1.6	1.7	1.8	0.9	1.1	1.9
Avg. Stride Freq. [Hz]	2.2	2.4	2.3	2.3	2.3	2.4	2.3
Avg. Stride Length [m]	5.9	7.5	7.5	7.5	7.5	7.7	7.3



- [] Ranking at each section and finish
- .-.- No data available at this section
- NA No data available



Horse/Jockey Name	Shy Guy
Final Rank	8
Fastest Section Time (Section)	0:11.08 (1200m)
Top Speed [km/h] (Section)	66.2 (1200m)
Race State	Finished



Doomben QLD Professional
Race 9: LADBROKES YARD COMMENTS BENCHMARK 65
Handicap (4YO only QTIS bonuses applicable) - 1350m

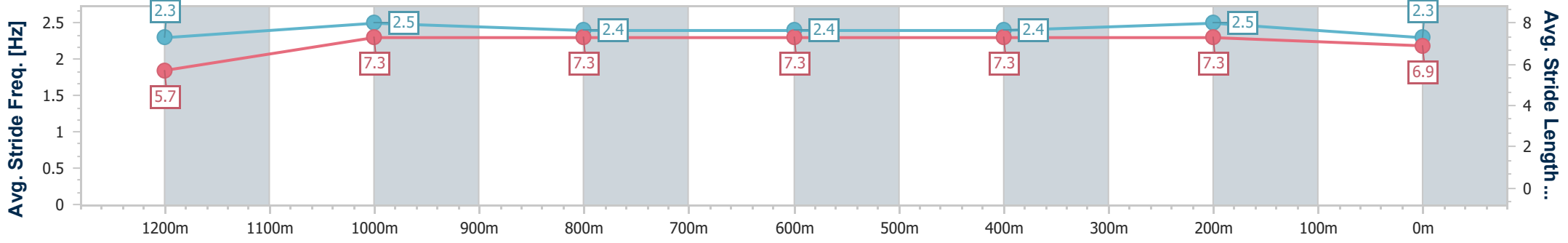
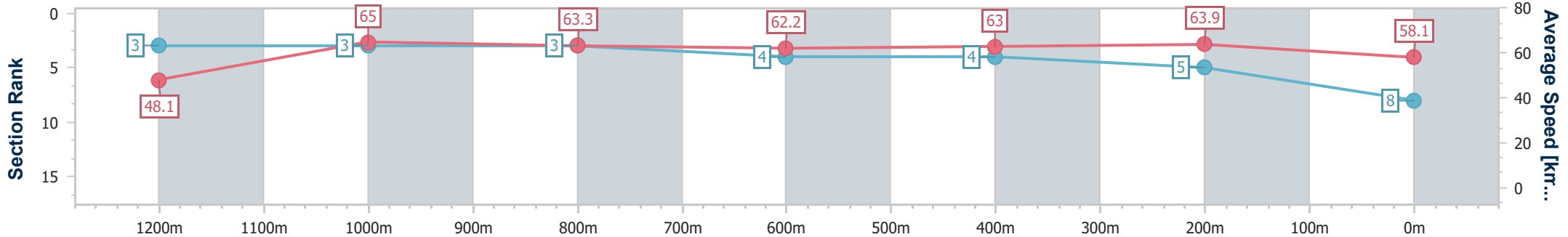
17 April 2024 - 16:04

Track Rating: Good 4, Weather: Fine, Rail Position: +10m Entire



BRISBANE
RACING CLUB

Section	Overall	1200m	1000m	800m	600m	400m	200m
Section Times	1:20.60 [8] (0:11.21)	1:09.39 [3] (0:11.08)	0:58.31 [3] (0:11.43)	0:46.88 [3] (0:11.66)	0:35.22 [4] (0:11.54)	0:23.68 [4] (0:11.29)	0:12.39 [5] (0:12.39)
Average Speed [km/h]	48.1	65.0	63.3	62.2	63.0	63.9	58.1
Top Speed [km/h]	64.4	66.2	65.4	63.1	63.9	65.6	61.8
Avg. Dist. to Rail [m]	3.9	2.8	1.6	2.2	1.5	3.1	4.6
Avg. Stride Freq. [Hz]	2.3	2.5	2.4	2.4	2.4	2.5	2.3
Avg. Stride Length [m]	5.7	7.3	7.3	7.3	7.3	7.3	6.9



- [] Ranking at each section and finish
- .-.- No data available at this section
- NA No data available



Horse/Jockey Name	Outburst
Final Rank	9
Fastest Section Time (Section)	0:11.26 (1200m)
Top Speed [km/h] (Section)	64.8 (1200m)
Race State	Finished



Doomben QLD Professional
Race 9: LADBROKES YARD COMMENTS BENCHMARK 65
 Handicap (4YO only QTIS bonuses applicable) - 1350m

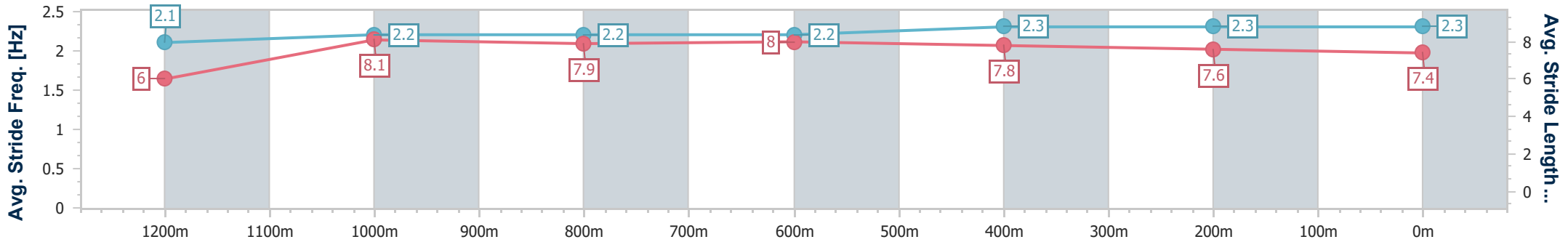
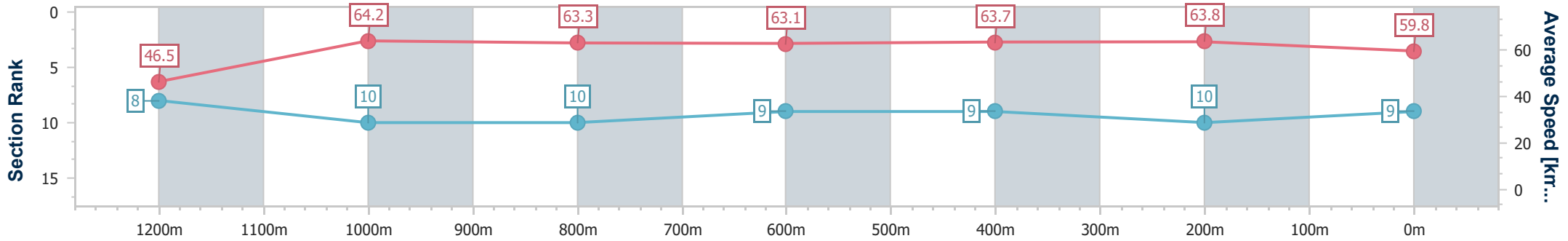
17 April 2024 - 16:04

Track Rating: Good 4, Weather: Fine, Rail Position: +10m Entire



BRISBANE
RACING CLUB

Section	Overall	1200m	1000m	800m	600m	400m	200m
Section Times	1:20.64 [9] (0:11.60)	1:09.04 [8] (0:11.26)	0:57.78 [10] (0:11.45)	0:46.33 [10] (0:11.50)	0:34.83 [9] (0:11.46)	0:23.37 [9] (0:11.36)	0:12.01 [10] (0:12.01)
Average Speed [km/h]	46.5	64.2	63.3	63.1	63.7	63.8	59.8
Top Speed [km/h]	61.3	64.8	64.8	63.9	64.1	64.4	63.7
Avg. Dist. to Rail [m]	8.5	2.9	2.3	1.8	2.2	4.5	7.5
Avg. Stride Freq. [Hz]	2.1	2.2	2.2	2.2	2.3	2.3	2.3
Avg. Stride Length [m]	6.0	8.1	7.9	8.0	7.8	7.6	7.4



- [] Ranking at each section and finish
- .-.- No data available at this section
- NA No data available



Horse/Jockey Name	Desert Mist
Final Rank	10
Fastest Section Time (Section)	0:10.97 (1200m)
Top Speed [km/h] (Section)	66.2 (1200m)
Race State	Finished



Doomben QLD Professional
Race 9: LADBROKES YARD COMMENTS BENCHMARK 65
Handicap (4YO only QTIS bonuses applicable) - 1350m

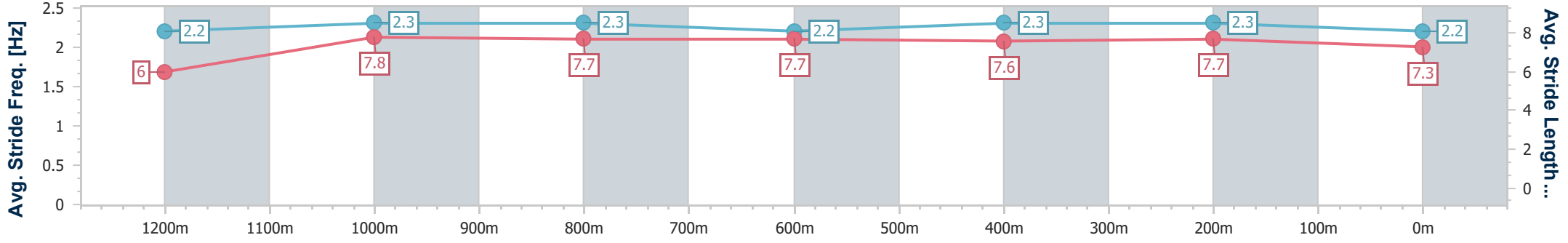
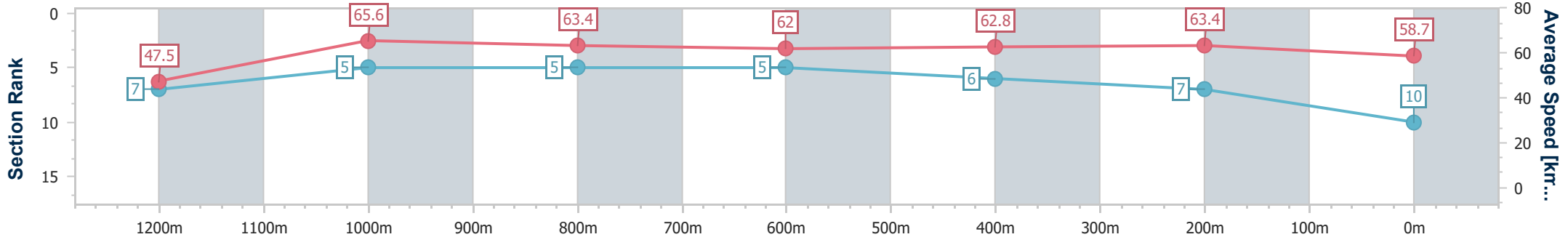
17 April 2024 - 16:04

Track Rating: Good 4, Weather: Fine, Rail Position: +10m Entire



BRISBANE
RACING CLUB

Section	Overall	1200m	1000m	800m	600m	400m	200m
Section Times	1:20.75 [10] (0:11.42)	1:09.33 [7] (0:10.97)	0:58.36 [5] (0:11.42)	0:46.94 [5] (0:11.70)	0:35.24 [5] (0:11.56)	0:23.68 [6] (0:11.41)	0:12.27 [7] (0:12.27)
Average Speed [km/h]	47.5	65.6	63.4	62.0	62.8	63.4	58.7
Top Speed [km/h]	63.7	66.2	65.8	62.8	63.6	64.3	62.3
Avg. Dist. to Rail [m]	6.8	4.2	2.5	1.4	1.2	4.9	7.4
Avg. Stride Freq. [Hz]	2.2	2.3	2.3	2.2	2.3	2.3	2.2
Avg. Stride Length [m]	6.0	7.8	7.7	7.7	7.6	7.7	7.3



- [] Ranking at each section and finish
- .-.- No data available at this section
- NA No data available



Horse/Jockey Name	Chayse 'N' Adam
Final Rank	11
Fastest Section Time (Section)	0:11.23 (1200m)
Top Speed [km/h] (Section)	64.9 (1200m)
Race State	Finished



Doomben QLD Professional
Race 9: LADBROKES YARD COMMENTS BENCHMARK 65
Handicap (4YO only QTIS bonuses applicable) - 1350m

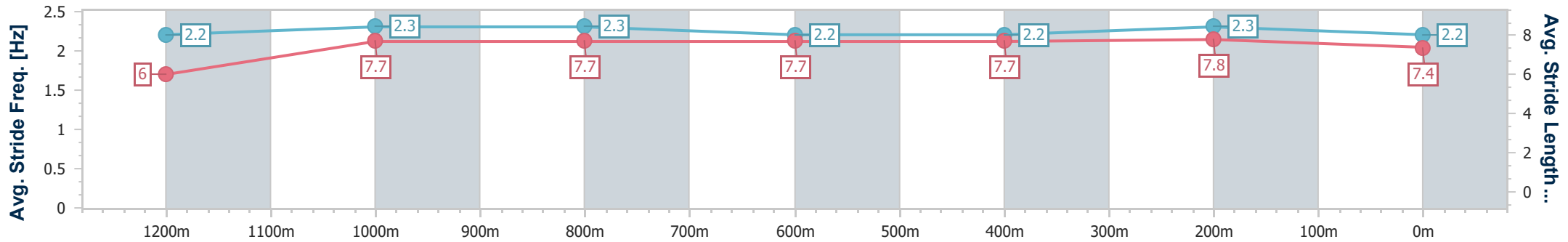
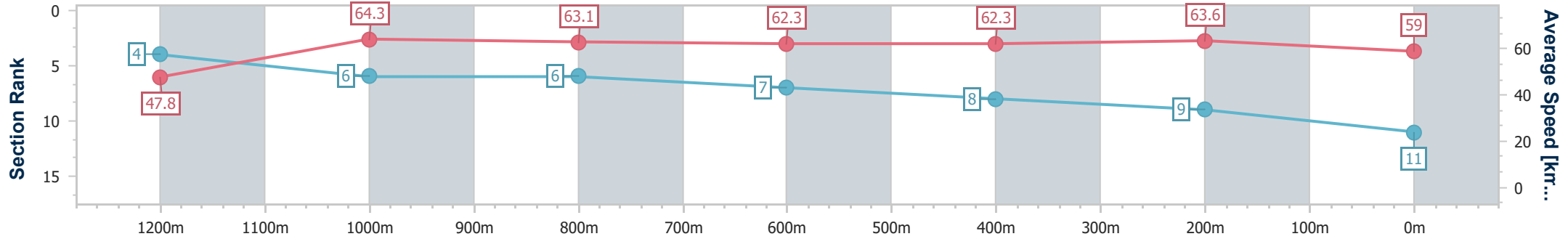
17 April 2024 - 16:04

Track Rating: Good 4, Weather: Fine, Rail Position: +10m Entire



BRISBANE
RACING CLUB

Section	Overall	1200m	1000m	800m	600m	400m	200m
Section Times	1:20.79 [11] (0:11.27)	1:09.52 [4] (0:11.23)	0:58.29 [6] (0:11.48)	0:46.81 [6] (0:11.64)	0:35.17 [7] (0:11.57)	0:23.60 [8] (0:11.35)	0:12.25 [9] (0:12.25)
Average Speed [km/h]	47.8	64.3	63.1	62.3	62.3	63.6	59.0
Top Speed [km/h]	63.9	64.9	64.1	62.9	63.1	64.6	63.3
Avg. Dist. to Rail [m]	5.4	3.0	2.2	1.4	0.9	1.9	2.1
Avg. Stride Freq. [Hz]	2.2	2.3	2.3	2.2	2.2	2.3	2.2
Avg. Stride Length [m]	6.0	7.7	7.7	7.7	7.7	7.8	7.4



- [] Ranking at each section and finish
- .-.- No data available at this section
- NA No data available