



Doomben QLD Professional

Race 7: LADBROKES RACING CLUB BENCHMARK 75 Handicap - 1660m

17 April 2024 - 14:53



BRISBANE
RACING CLUB

Track Rating: Good 4, Weather: Fine, Rail Position: +10m Entire

Section		Overall	1400m	1200m	1000m	800m	600m	400m	Last 600m				
Field Times		1:39.26 (0:17.23)	1:22.03 (0:11.27)	1:10.76 (0:11.38)	0:59.38 (0:12.27)	0:47.11 (0:11.98)	0:35.13 (0:11.81)	0:23.32 (0:11.44)	0:35.13				
Rank	TAB Horse/Jockey	Barrier	Top Speed [km/h]	Fastest Section									Distance Travelled [m]
1	5 TENZING James Orman	3	67.0 400m	0:11.14 400m	1:39.26 [1] (0:17.61)	1:21.65 [5] (0:11.41)	1:10.24 [5] (0:11.37)	0:58.87 [4] (0:12.29)	0:46.58 [4] (0:11.94)	0:34.64 [4] (0:11.62)	0:23.02 [4] (0:11.14)	0:34.64	
2	2 BASARWA Andrew Mallyon	1	64.8 400m	0:11.29 400m	1:39.30 [2] (0:17.56)	1:21.74 [4] (0:11.45)	1:10.29 [4] (0:11.39)	0:58.90 [5] (0:12.35)	0:46.55 [5] (0:11.90)	0:34.65 [5] (0:11.68)	0:22.97 [6] (0:11.29)	0:34.65	-6
3	7 JUPITUS Ryan Maloney	9	65.7 400m	0:11.15 400m	1:39.43 [3] (0:18.18)	1:21.25 [9] (0:11.66)	1:09.59 [9] (0:11.30)	0:58.29 [9] (0:12.39)	0:45.90 [9] (0:11.79)	0:34.11 [9] (0:11.27)	0:22.84 [8] (0:11.15)	0:34.11	-2
4	3 GOLDEELUCK Bailey Wheeler	7	64.5 Overall	0:11.35 1400m	1:39.51 [4] (0:17.38)	1:22.13 [2] (0:11.35)	1:10.78 [2] (0:11.53)	0:59.25 [3] (0:12.34)	0:46.91 [3] (0:11.95)	0:34.96 [3] (0:11.67)	0:23.29 [3] (0:11.42)	0:34.96	+0
5	9 MILLWARD Robbie Dolan	4	65.6 Overall	0:11.22 1400m	1:39.67 [5] (0:17.52)	1:22.15 [3] (0:11.22)	1:10.93 [3] (0:11.39)	0:59.54 [2] (0:12.32)	0:47.22 [2] (0:11.96)	0:35.26 [2] (0:11.61)	0:23.65 [2] (0:11.50)	0:35.26	+5
6	4 MASCARET Mark Du Plessis	8	65.6 1200m	0:11.27 1200m	1:39.72 [6] (0:17.78)	1:21.94 [6] (0:11.58)	1:10.36 [6] (0:11.27)	0:59.09 [6] (0:12.24)	0:46.85 [6] (0:11.90)	0:34.95 [6] (0:11.53)	0:23.42 [5] (0:11.35)	0:34.95	+4
7	8 ASWAAT Damien Thornton	5	66.0 400m	0:11.27 400m	1:39.78 [7] (0:17.84)	1:21.94 [8] (0:11.76)	1:10.18 [8] (0:11.36)	0:58.82 [8] (0:12.25)	0:46.57 [8] (0:11.87)	0:34.70 [8] (0:11.29)	0:23.41 [7] (0:11.27)	0:34.70	+6
8	1 TAPPY'S LAD Paul Hamblin	2	64.8 1200m	0:11.31 1200m	1:40.51 [8] (0:17.80)	1:22.71 [7] (0:11.57)	1:11.14 [7] (0:11.31)	0:59.83 [7] (0:12.45)	0:47.38 [7] (0:11.94)	0:35.44 [7] (0:11.71)	0:23.73 [9] (0:11.62)	0:35.44	-3
9	6 GRECIAN LASS Tahlia Fenlon	6	65.6 1200m	0:11.27 1400m	1:40.91 [9] (0:17.23)	1:23.68 [1] (0:11.27)	1:12.41 [1] (0:11.38)	1:01.03 [1] (0:12.27)	0:48.76 [1] (0:11.98)	0:36.78 [1] (0:11.81)	0:24.97 [1] (0:11.79)	0:36.78	-3

[] Ranking at each section and finish
 -:-:- No data available at this section
 NA No data available

SCN Saddle cloth number
 DNF Did not finish
 DNT Did not track



Doomben QLD Professional

Race 7: LADBROKES RACING CLUB BENCHMARK 75 Handicap - 1660m

17 April 2024 - 14:53



BRISBANE
RACING CLUB

Track Rating: Good 4, Weather: Fine, Rail Position: +10m Entire

Section				200m				Last 600m		
Field Times				0:11.88 (0:11.88)				0:35.13		
Rank	TAB	Horse/Jockey	Barrier	Top Speed [km/h]	Fastest Section	Margin			Distance Travelled [m]	
1	5	TENZING James Orman	3	67.0 400m	0:11.14 400m	0:11.88 [1] (0:11.88)	1:39.26		0:34.64	
2	2	BASARWA Andrew Mallyon	1	64.8 400m	0:11.29 400m	0:11.68 [3] (0:11.68)	0.22L		0:34.65	-6
3	7	JUPITUS Ryan Maloney	9	65.7 400m	0:11.15 400m	0:11.69 [8] (0:11.69)	0.99L		0:34.11	-2
4	3	GOLDEELUCK Bailey Wheeler	7	64.5 Overall	0:11.35 1400m	0:11.87 [5] (0:11.87)	1.45L		0:34.96	+0
5	9	MILLWARD Robbie Dolan	4	65.6 Overall	0:11.22 1400m	0:12.15 [2] (0:12.15)	2.39L		0:35.26	+5
6	4	MASCARET Mark Du Plessis	8	65.6 1200m	0:11.27 1200m	0:12.07 [6] (0:12.07)	2.68L		0:34.95	+4
7	8	ASWAAT Damien Thornton	5	66.0 400m	0:11.27 400m	0:12.14 [4] (0:12.14)	3.06L		0:34.70	+6
8	1	TAPPY'S LAD Paul Hamblin	2	64.8 1200m	0:11.31 1200m	0:12.11 [9] (0:12.11)	7.35L		0:35.44	-3
9	6	GRECIAN LASS Tahlia Fenlon	6	65.6 1200m	0:11.27 1400m	0:13.18 [7] (0:13.18)	9.71L		0:36.78	-3



Horse/Jockey Name	Tenzing
Final Rank	1
Fastest Section Time (Section)	0:11.14 (400m)
Top Speed [km/h] (Section)	67.0 (400m)
Race State	Finished



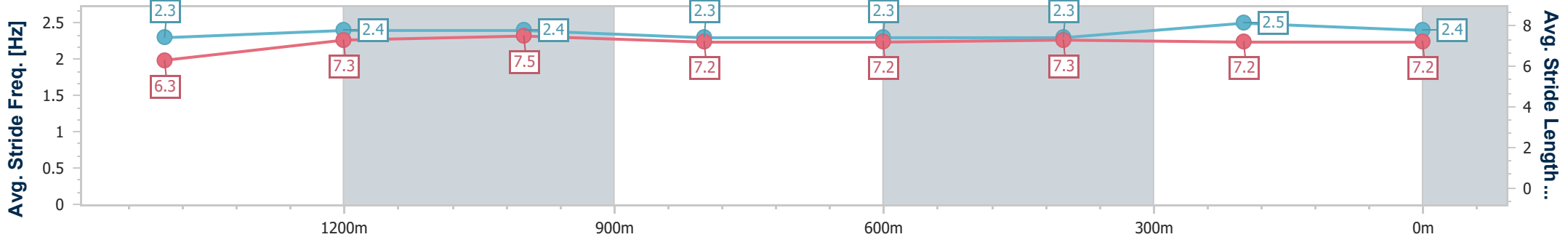
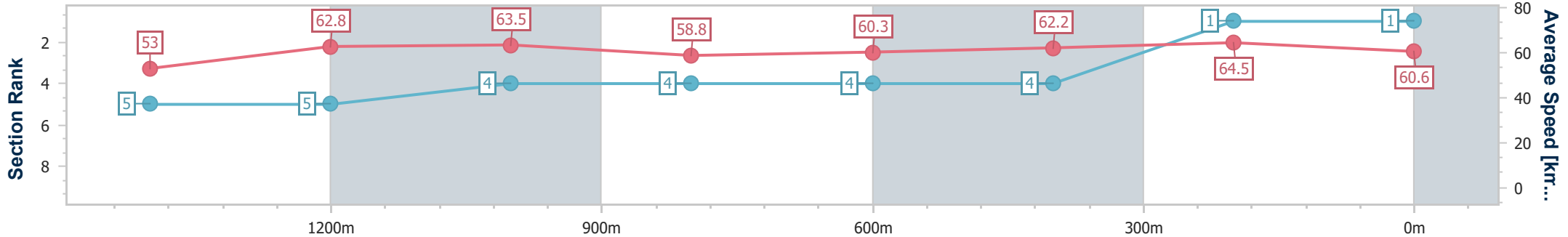
Doomben QLD Professional
Race 7: LADBROKES RACING CLUB BENCHMARK 75
 Handicap - 1660m
 17 April 2024 - 14:53



BRISBANE
RACING CLUB

Track Rating: Good 4, Weather: Fine, Rail Position: +10m Entire

Section	Overall	1400m	1200m	1000m	800m	600m	400m	200m
Section Times	1:39.26 [1] (0:17.61)	1:21.65 [5] (0:11.41)	1:10.24 [5] (0:11.37)	0:58.87 [4] (0:12.29)	0:46.58 [4] (0:11.94)	0:34.64 [4] (0:11.62)	0:23.02 [4] (0:11.14)	0:11.88 [1] (0:11.88)
Average Speed [km/h]	53.0	62.8	63.5	58.8	60.3	62.2	64.5	60.6
Top Speed [km/h]	64.5	63.8	63.9	62.2	62.4	63.1	67.0	63.9
Avg. Dist. to Rail [m]	2.2	1.1	0.9	0.7	0.7	0.3	1.2	1.1
Avg. Stride Freq. [Hz]	2.3	2.4	2.4	2.3	2.3	2.3	2.5	2.4
Avg. Stride Length [m]	6.3	7.3	7.5	7.2	7.2	7.3	7.2	7.2



- [] Ranking at each section and finish
- .-.- No data available at this section
- NA No data available



Horse/Jockey Name	Basarwa
Final Rank	2
Fastest Section Time (Section)	0:11.29 (400m)
Top Speed [km/h] (Section)	64.8 (400m)
Race State	Finished



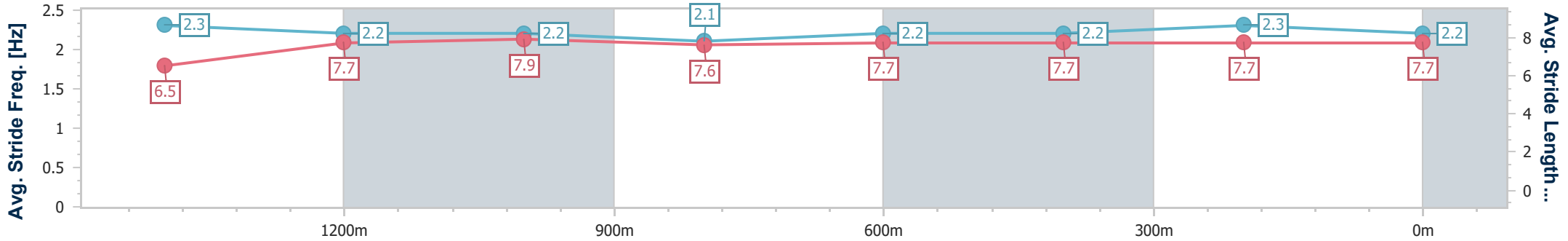
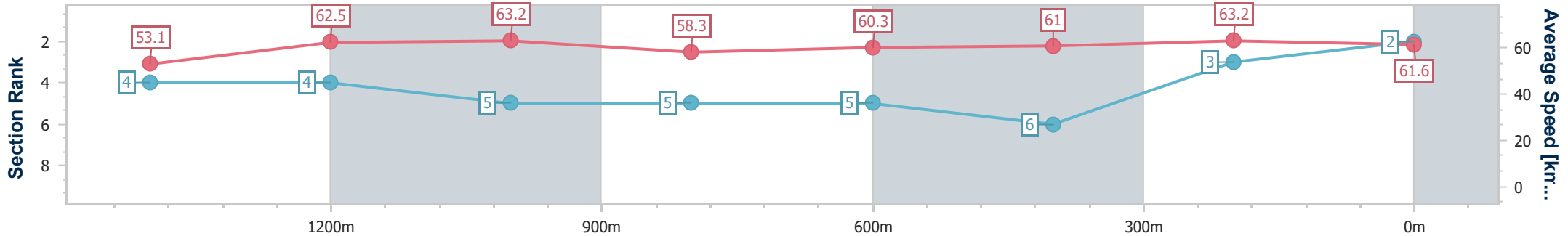
Doomben QLD Professional
Race 7: LADBROKES RACING CLUB BENCHMARK 75
Handicap - 1660m
17 April 2024 - 14:53



BRISBANE
RACING CLUB

Track Rating: Good 4, Weather: Fine, Rail Position: +10m Entire

Section	Overall	1400m	1200m	1000m	800m	600m	400m	200m
Section Times	1:39.30 [2] (0:17.56)	1:21.74 [4] (0:11.45)	1:10.29 [4] (0:11.39)	0:58.90 [5] (0:12.35)	0:46.55 [5] (0:11.90)	0:34.65 [5] (0:11.68)	0:22.97 [6] (0:11.29)	0:11.68 [3] (0:11.68)
Average Speed [km/h]	53.1	62.5	63.2	58.3	60.3	61.0	63.2	61.6
Top Speed [km/h]	63.4	64.1	64.3	60.6	62.1	62.1	64.8	64.3
Avg. Dist. to Rail [m]	2.4	1.1	0.5	0.4	1.1	1.9	2.3	0.6
Avg. Stride Freq. [Hz]	2.3	2.2	2.2	2.1	2.2	2.2	2.3	2.2
Avg. Stride Length [m]	6.5	7.7	7.9	7.6	7.7	7.7	7.7	7.7



- [] Ranking at each section and finish
- .-.- No data available at this section
- NA No data available



Horse/Jockey Name	Jupitus
Final Rank	3
Fastest Section Time (Section)	0:11.15 (400m)
Top Speed [km/h] (Section)	65.7 (400m)
Race State	Finished



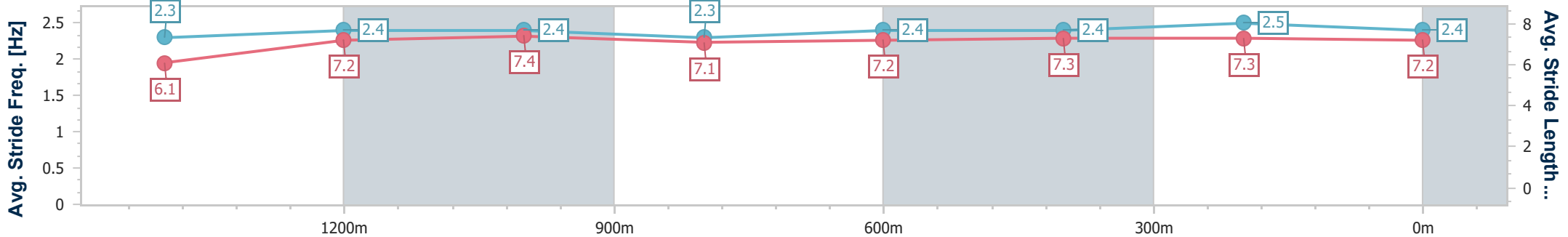
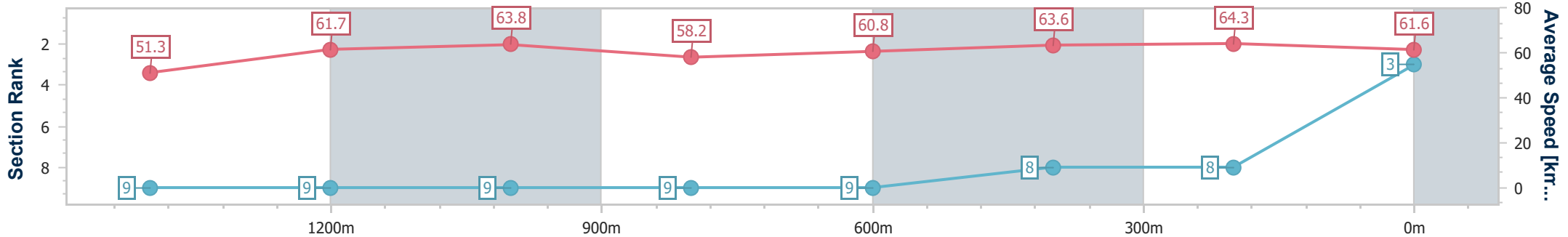
Doomben QLD Professional
Race 7: LADBROKES RACING CLUB BENCHMARK 75
 Handicap - 1660m
 17 April 2024 - 14:53



BRISBANE
RACING CLUB

Track Rating: Good 4, Weather: Fine, Rail Position: +10m Entire

Section	Overall	1400m	1200m	1000m	800m	600m	400m	200m
Section Times	1:39.43 [3] (0:18.18)	1:21.25 [9] (0:11.66)	1:09.59 [9] (0:11.30)	0:58.29 [9] (0:12.39)	0:45.90 [9] (0:11.79)	0:34.11 [9] (0:11.27)	0:22.84 [8] (0:11.15)	0:11.69 [8] (0:11.69)
Average Speed [km/h]	51.3	61.7	63.8	58.2	60.8	63.6	64.3	61.6
Top Speed [km/h]	64.8	63.9	64.8	63.3	62.6	64.2	65.7	63.9
Avg. Dist. to Rail [m]	2.7	0.6	0.8	1.1	1.1	0.8	0.8	1.0
Avg. Stride Freq. [Hz]	2.3	2.4	2.4	2.3	2.4	2.4	2.5	2.4
Avg. Stride Length [m]	6.1	7.2	7.4	7.1	7.2	7.3	7.3	7.2



- [] Ranking at each section and finish
- .-.- No data available at this section
- NA No data available



Horse/Jockey Name	Goldeeluck
Final Rank	4
Fastest Section Time (Section)	0:11.35 (1400m)
Top Speed [km/h] (Section)	64.5 (Overall)
Race State	Finished



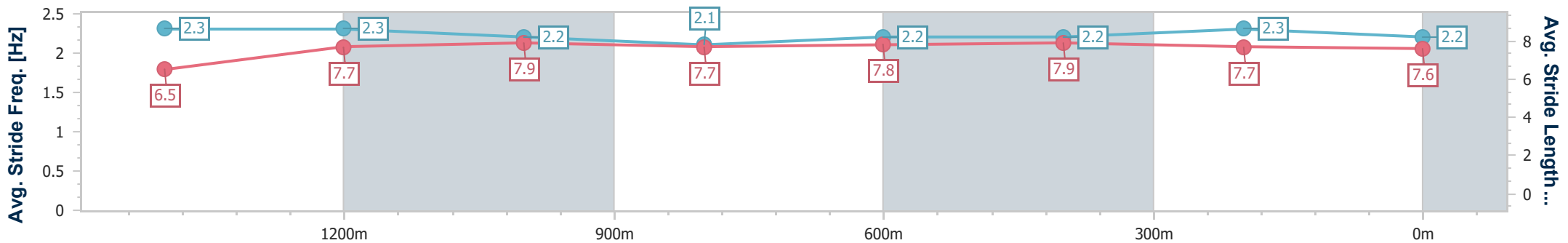
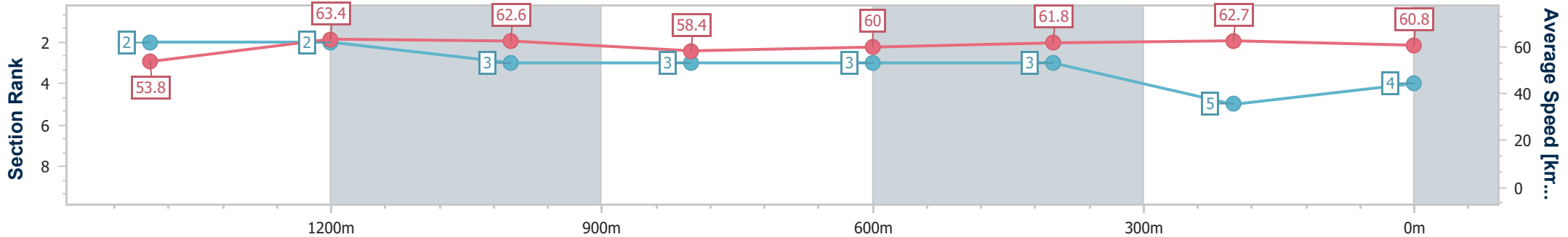
Doomben QLD Professional
 Race 7: LADBROKES RACING CLUB BENCHMARK 75
 Handicap - 1660m
 17 April 2024 - 14:53



BRISBANE
 RACING CLUB

Track Rating: Good 4, Weather: Fine, Rail Position: +10m Entire

Section	Overall	1400m	1200m	1000m	800m	600m	400m	200m
Section Times	1:39.51 [4] (0:17.38)	1:22.13 [2] (0:11.35)	1:10.78 [2] (0:11.53)	0:59.25 [3] (0:12.34)	0:46.91 [3] (0:11.95)	0:34.96 [3] (0:11.67)	0:23.29 [3] (0:11.42)	0:11.87 [5] (0:11.87)
Average Speed [km/h]	53.8	63.4	62.6	58.4	60.0	61.8	62.7	60.8
Top Speed [km/h]	64.5	64.3	63.6	60.7	61.5	62.1	64.1	63.7
Avg. Dist. to Rail [m]	1.6	0.9	0.9	0.4	0.3	0.3	1.6	1.7
Avg. Stride Freq. [Hz]	2.3	2.3	2.2	2.1	2.2	2.2	2.3	2.2
Avg. Stride Length [m]	6.5	7.7	7.9	7.7	7.8	7.9	7.7	7.6



- [] Ranking at each section and finish
- .-.- No data available at this section
- NA No data available



Horse/Jockey Name	Millward
Final Rank	5
Fastest Section Time (Section)	0:11.22 (1400m)
Top Speed [km/h] (Section)	65.6 (Overall)
Race State	Finished



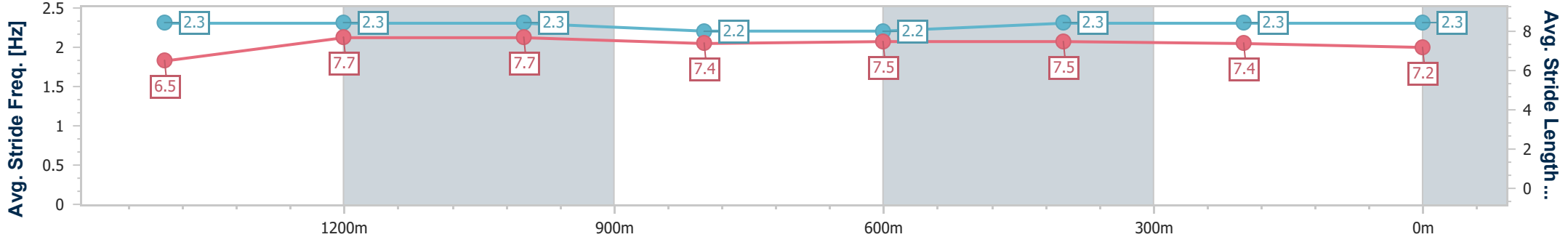
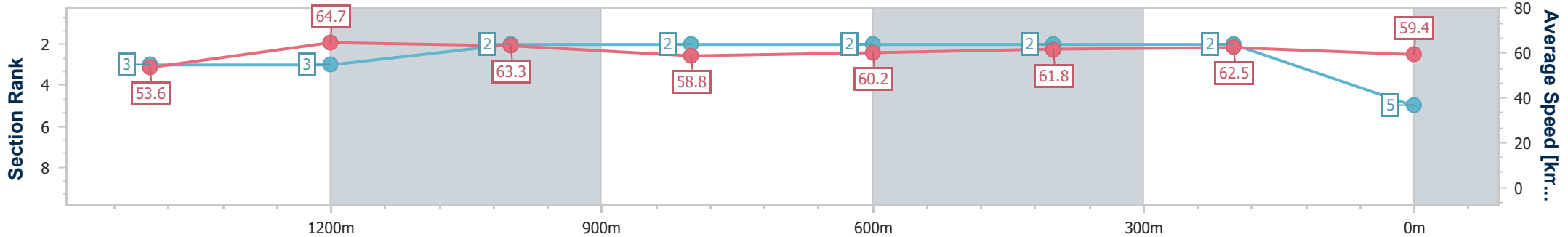
Doomben QLD Professional
 Race 7: LADBROKES RACING CLUB BENCHMARK 75
 Handicap - 1660m
 17 April 2024 - 14:53



BRISBANE
 RACING CLUB

Track Rating: Good 4, Weather: Fine, Rail Position: +10m Entire

Section	Overall	1400m	1200m	1000m	800m	600m	400m	200m
Section Times	1:39.67 [5] (0:17.52)	1:22.15 [3] (0:11.22)	1:10.93 [3] (0:11.39)	0:59.54 [2] (0:12.32)	0:47.22 [2] (0:11.96)	0:35.26 [2] (0:11.61)	0:23.65 [2] (0:11.50)	0:12.15 [2] (0:12.15)
Average Speed [km/h]	53.6	64.7	63.3	58.8	60.2	61.8	62.5	59.4
Top Speed [km/h]	65.6	65.4	65.4	60.2	61.5	62.4	63.6	62.1
Avg. Dist. to Rail [m]	0.4	2.0	3.2	1.4	0.5	0.3	1.1	0.7
Avg. Stride Freq. [Hz]	2.3	2.3	2.3	2.2	2.2	2.3	2.3	2.3
Avg. Stride Length [m]	6.5	7.7	7.7	7.4	7.5	7.5	7.4	7.2



- [] Ranking at each section and finish
- .-.- No data available at this section
- NA No data available



Horse/Jockey Name	Mascaret
Final Rank	6
Fastest Section Time (Section)	0:11.27 (1200m)
Top Speed [km/h] (Section)	65.6 (1200m)
Race State	Finished



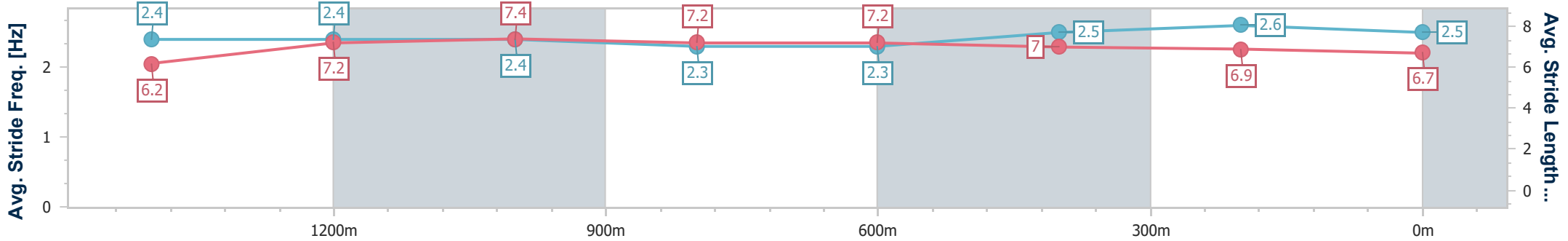
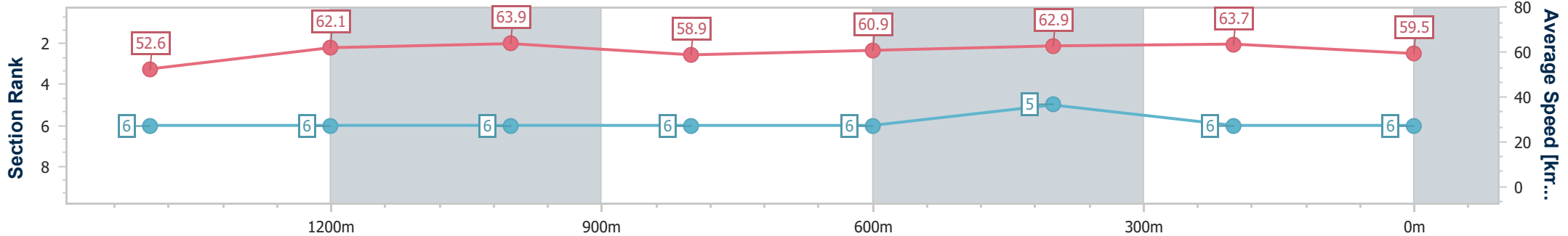
Doomben QLD Professional
Race 7: LADBROKES RACING CLUB BENCHMARK 75
Handicap - 1660m
17 April 2024 - 14:53



BRISBANE
RACING CLUB

Track Rating: Good 4, Weather: Fine, Rail Position: +10m Entire

Section	Overall	1400m	1200m	1000m	800m	600m	400m	200m
Section Times	1:39.72 [6] (0:17.78)	1:21.94 [6] (0:11.58)	1:10.36 [6] (0:11.27)	0:59.09 [6] (0:12.24)	0:46.85 [6] (0:11.90)	0:34.95 [6] (0:11.53)	0:23.42 [5] (0:11.35)	0:12.07 [6] (0:12.07)
Average Speed [km/h]	52.6	62.1	63.9	58.9	60.9	62.9	63.7	59.5
Top Speed [km/h]	64.8	65.2	65.6	62.6	63.2	64.4	65.2	62.9
Avg. Dist. to Rail [m]	2.0	0.9	1.4	1.2	0.6	1.2	3.5	4.6
Avg. Stride Freq. [Hz]	2.4	2.4	2.4	2.3	2.3	2.5	2.6	2.5
Avg. Stride Length [m]	6.2	7.2	7.4	7.2	7.2	7.0	6.9	6.7



- [] Ranking at each section and finish
- .-.- No data available at this section
- NA No data available



Horse/Jockey Name	Aswaat
Final Rank	7
Fastest Section Time (Section)	0:11.27 (400m)
Top Speed [km/h] (Section)	66.0 (400m)
Race State	Finished



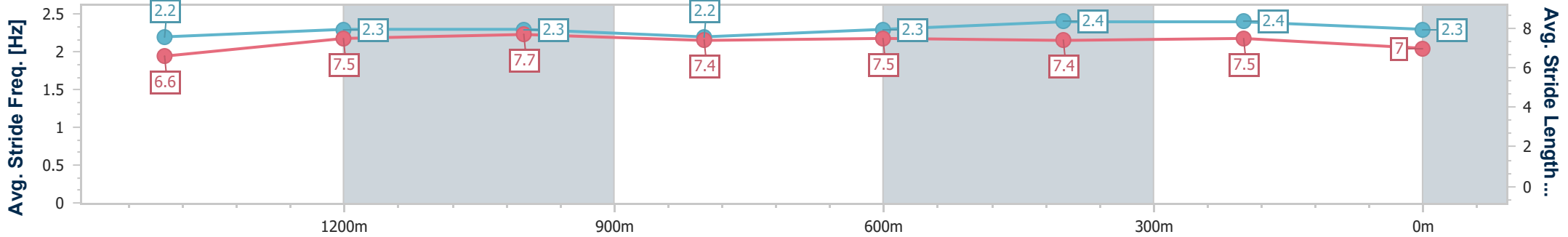
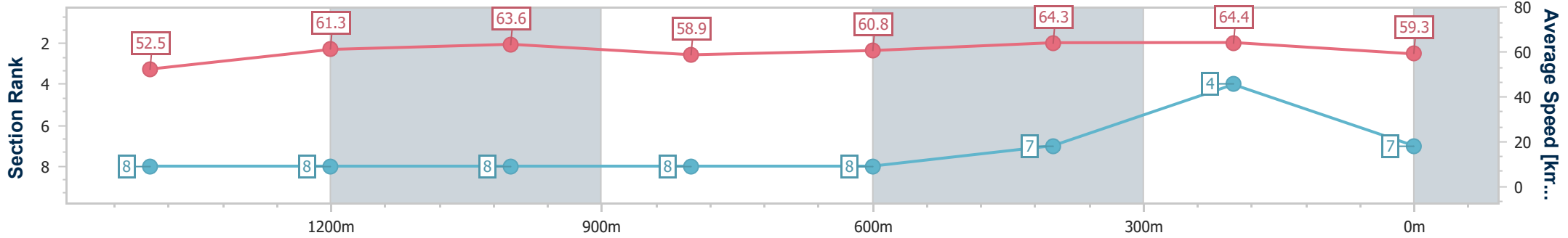
Doomben QLD Professional
Race 7: LADBROKES RACING CLUB BENCHMARK 75
 Handicap - 1660m
 17 April 2024 - 14:53



BRISBANE
 RACING CLUB

Track Rating: Good 4, Weather: Fine, Rail Position: +10m Entire

Section	Overall	1400m	1200m	1000m	800m	600m	400m	200m
Section Times	1:39.78 [7] (0:17.84)	1:21.94 [8] (0:11.76)	1:10.18 [8] (0:11.36)	0:58.82 [8] (0:12.25)	0:46.57 [8] (0:11.87)	0:34.70 [8] (0:11.29)	0:23.41 [7] (0:11.27)	0:12.14 [4] (0:12.14)
Average Speed [km/h]	52.5	61.3	63.6	58.9	60.8	64.3	64.4	59.3
Top Speed [km/h]	64.3	63.9	64.1	63.0	63.0	65.3	66.0	63.0
Avg. Dist. to Rail [m]	0.7	0.9	1.3	1.1	1.2	1.4	3.6	5.3
Avg. Stride Freq. [Hz]	2.2	2.3	2.3	2.2	2.3	2.4	2.4	2.3
Avg. Stride Length [m]	6.6	7.5	7.7	7.4	7.5	7.4	7.5	7.0



- [] Ranking at each section and finish
- .-.- No data available at this section
- NA No data available



Horse/Jockey Name	Tappy's Lad
Final Rank	8
Fastest Section Time (Section)	0:11.31 (1200m)
Top Speed [km/h] (Section)	64.8 (1200m)
Race State	Finished



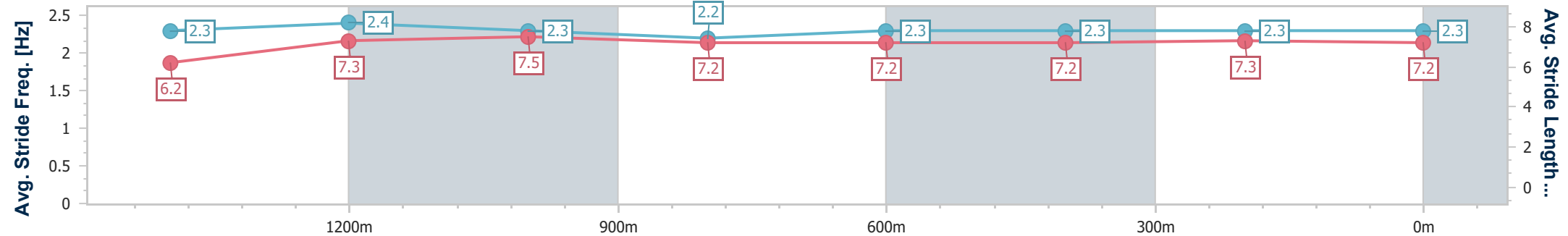
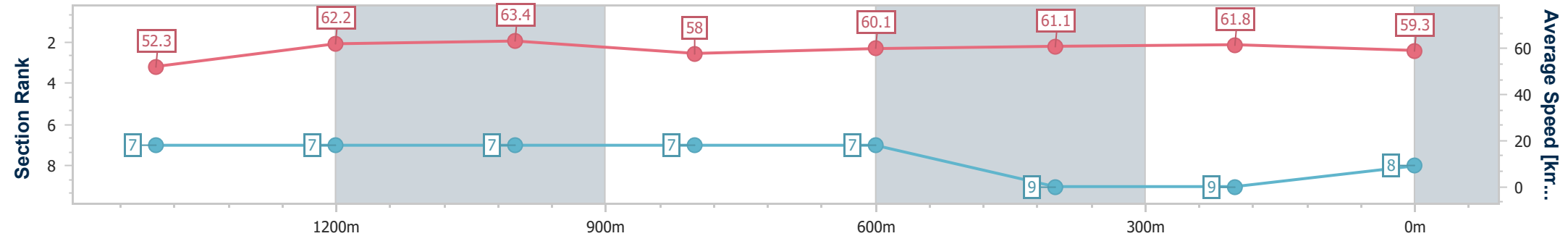
Doomben QLD Professional
Race 7: LADBROKES RACING CLUB BENCHMARK 75
Handicap - 1660m
17 April 2024 - 14:53



BRISBANE
RACING CLUB

Track Rating: Good 4, Weather: Fine, Rail Position: +10m Entire

Section	Overall	1400m	1200m	1000m	800m	600m	400m	200m
Section Times	1:40.51 [8] (0:17.80)	1:22.71 [7] (0:11.57)	1:11.14 [7] (0:11.31)	0:59.83 [7] (0:12.45)	0:47.38 [7] (0:11.94)	0:35.44 [7] (0:11.71)	0:23.73 [9] (0:11.62)	0:12.11 [9] (0:12.11)
Average Speed [km/h]	52.3	62.2	63.4	58.0	60.1	61.1	61.8	59.3
Top Speed [km/h]	64.2	64.3	64.8	61.3	61.5	61.6	62.5	61.9
Avg. Dist. to Rail [m]	2.1	0.9	0.4	0.5	0.4	1.0	2.5	2.0
Avg. Stride Freq. [Hz]	2.3	2.4	2.3	2.2	2.3	2.3	2.3	2.3
Avg. Stride Length [m]	6.2	7.3	7.5	7.2	7.2	7.2	7.3	7.2



- [] Ranking at each section and finish
- .-.- No data available at this section
- NA No data available



Horse/Jockey Name	Grecian Lass
Final Rank	9
Fastest Section Time (Section)	0:11.27 (1400m)
Top Speed [km/h] (Section)	65.6 (1200m)
Race State	Finished



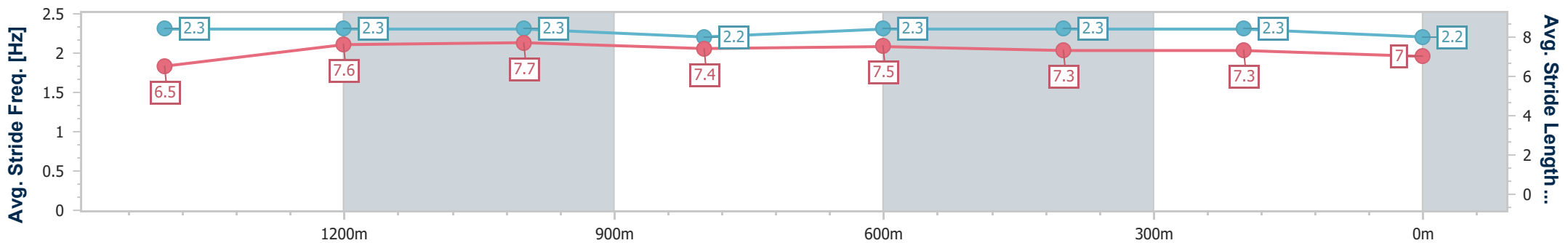
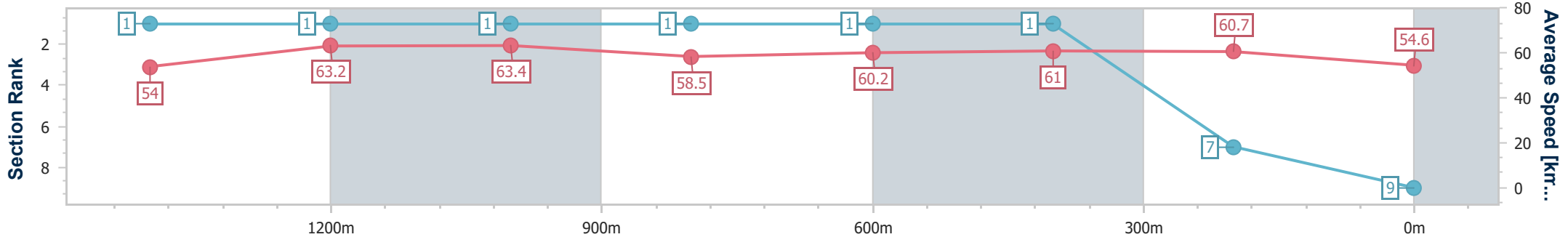
Doomben QLD Professional
 Race 7: LADBROKES RACING CLUB BENCHMARK 75
 Handicap - 1660m
 17 April 2024 - 14:53



BRISBANE
 RACING CLUB

Track Rating: Good 4, Weather: Fine, Rail Position: +10m Entire

Section	Overall	1400m	1200m	1000m	800m	600m	400m	200m
Section Times	1:40.91 [9] (0:17.23)	1:23.68 [1] (0:11.27)	1:12.41 [1] (0:11.38)	1:01.03 [1] (0:12.27)	0:48.76 [1] (0:11.98)	0:36.78 [1] (0:11.81)	0:24.97 [1] (0:11.79)	0:13.18 [7] (0:13.18)
Average Speed [km/h]	54.0	63.2	63.4	58.5	60.2	61.0	60.7	54.6
Top Speed [km/h]	65.3	65.4	65.6	60.4	61.5	61.7	62.2	59.6
Avg. Dist. to Rail [m]	1.7	1.9	0.4	0.2	0.1	0.2	0.5	0.8
Avg. Stride Freq. [Hz]	2.3	2.3	2.3	2.2	2.3	2.3	2.3	2.2
Avg. Stride Length [m]	6.5	7.6	7.7	7.4	7.5	7.3	7.3	7.0



- [] Ranking at each section and finish
- .-.- No data available at this section
- NA No data available