



# Doomben QLD Professional

## Race 5: NECA QUEENSLAND Maiden Handicap - 1200m

17 April 2024 - 13:44



BRISBANE  
RACING CLUB

Track Rating: Good 4, Weather: Fine, Rail Position: +10m Entire

Section												Last 600m		
Field Times		Overall	1000m	800m	600m	400m	200m						0:33.85	
		1:09.76 (0:13.40)	0:56.36 (0:11.08)	0:45.28 (0:11.43)	0:33.85 (0:11.47)	0:22.38 (0:10.98)	0:11.40 (0:11.40)							
Rank	TAB	Horse/Jockey	Barrier	Top Speed [km/h]	Fastest Section							Margin	Distance Travelled [m]	
1	4	<b>BOOM IN THE DARK</b> Damien Thornton	5	68.1 Overall	0:10.98 400m	1:09.76 [1] (0:13.41)	0:56.35 [2] (0:11.07)	0:45.28 [1] (0:11.43)	0:33.85 [1] (0:11.47)	0:22.38 [1] (0:10.98)	0:11.40 [1] (0:11.40)	1:09.76	0:33.85	
2	14	<b>MYSTIC MAC</b> Melea Castle	1	67.8 1000m	0:10.96 400m	1:10.18 [2] (0:13.55)	0:56.63 [3] (0:11.12)	0:45.51 [3] (0:11.48)	0:34.03 [3] (0:11.45)	0:22.58 [4] (0:10.96)	0:11.62 [2] (0:11.62)	2.44L	0:34.03	+1
3	15	<b>MARGOT'S BULLSEYE</b> Vlad Duric	6	70.9 400m	0:10.53 400m	1:10.25 [3] (0:14.02)	0:56.23 [8] (0:11.23)	0:45.00 [8] (0:11.53)	0:33.47 [9] (0:11.38)	0:22.09 [9] (0:10.53)	0:11.56 [4] (0:11.56)	2.86L	0:33.47	+5
4	6	<b>TIPPED OFF</b> James Orman	3	66.6 1000m	0:11.15 1000m	1:10.60 [4] (0:13.62)	0:56.98 [4] (0:11.15)	0:45.83 [5] (0:11.42)	0:34.41 [5] (0:11.41)	0:23.00 [5] (0:11.17)	0:11.83 [6] (0:11.83)	4.95L	0:34.41	+6
5	10	<b>FLYING D'AMORE</b> Ryan Maloney	11	67.6 400m	0:10.92 400m	1:10.68 [5] (0:13.81)	0:56.87 [6] (0:11.20)	0:45.67 [6] (0:11.50)	0:34.17 [7] (0:11.40)	0:22.77 [7] (0:10.92)	0:11.85 [7] (0:11.85)	5.41L	0:34.17	+7
6	3	<b>CAREFUL MISSILE</b> Marnu Potgieter	8	67.1 Overall	0:11.03 400m	1:10.91 [6] (0:13.64)	0:57.27 [5] (0:11.07)	0:46.20 [4] (0:11.47)	0:34.73 [4] (0:11.40)	0:23.33 [3] (0:11.03)	0:12.30 [3] (0:12.30)	6.76L	0:34.73	+7
7	13	<b>DEER HUNTER</b> Dale Smith	12	66.7 1000m	0:11.01 400m	1:11.06 [7] (0:14.43)	0:56.63 [11] (0:11.04)	0:45.59 [11] (0:11.52)	0:34.07 [11] (0:11.43)	0:22.64 [11] (0:11.01)	0:11.63 [10] (0:11.63)	7.64L	0:34.07	+3
8	5	<b>KIDSTON</b> Yvette Lewis	4	67.0 1000m	0:11.04 400m	1:11.08 [8] (0:13.92)	0:57.16 [7] (0:11.14)	0:46.02 [7] (0:11.44)	0:34.58 [6] (0:11.38)	0:23.20 [6] (0:11.04)	0:12.16 [8] (0:12.16)	7.78L	0:34.58	-1
9	16	<b>CHERBOURG</b> Jim Byrne	13	67.3 1000m	0:11.10 1000m	1:11.26 [9] (0:14.19)	0:57.07 [10] (0:11.10)	0:45.97 [10] (0:11.35)	0:34.62 [8] (0:11.36)	0:23.26 [8] (0:11.27)	0:11.99 [9] (0:11.99)	8.82L	0:34.62	+9
10	11	<b>KAMARIYA</b> Bailey Wheeler	9	68.8 Overall	0:11.13 1000m	1:11.27 [10] (0:13.40)	0:57.87 [1] (0:11.13)	0:46.74 [2] (0:11.51)	0:35.23 [2] (0:11.45)	0:23.78 [2] (0:11.26)	0:12.52 [5] (0:12.52)	8.88L	0:35.23	+5

Scratched: About To Explode (#1), Adranos (#2), Miss Moov (#7), Velozes (#8), Fleur De Vie (#9), She's Got Lyrics (#12), Iknowicanfly (#17)

[ ] Ranking at each section and finish  
 -:-:- No data available at this section  
 NA No data available

SCN Saddle cloth number  
 DNF Did not finish  
 DNT Did not track



# Doomben QLD Professional

## Race 5: NECA QUEENSLAND Maiden Handicap - 1200m

17 April 2024 - 13:44



BRISBANE  
RACING CLUB

Track Rating: Good 4, Weather: Fine, Rail Position: +10m Entire

Section	Overall	1000m	800m	600m	400m	200m	Last 600m
Field Times	1:09.76 (0:13.40)	0:56.36 (0:11.08)	0:45.28 (0:11.43)	0:33.85 (0:11.47)	0:22.38 (0:10.98)	0:11.40 (0:11.40)	0:33.85

Rank	TAB	Horse/Jockey	Barrier	Top Speed [km/h]	Fastest Section	Margin	Distance Travelled [m]
11	18	LUCIFER THE CAT Casey Waddell	7	66.8 1000m	0:11.10 1000m 1:12.07 [11] (0:14.18)	13.58L	+9
					0:57.89 [9] (0:11.10)		
					0:46.79 [9] (0:11.51)		
					0:35.28 [10] (0:11.46)		
					0:23.82 [10] (0:11.55)		
					0:12.27 [11] (0:12.27)		

Scratched: About To Explode (#1), Adranos (#2), Miss Moov (#7), Velozes (#8), Fleur De Vie (#9), She's Got Lyrics (#12), Iknowicanfly (#17)

[ ] Ranking at each section and finish  
 -:-:- No data available at this section  
 NA No data available

SCN Saddle cloth number  
 DNF Did not finish  
 DNT Did not track



Horse/Jockey Name	Boom In The Dark
Final Rank	1
Fastest Section Time (Section)	0:10.98 (400m)
Top Speed [km/h] (Section)	68.1 (Overall)
Race State	Finished



Doomben QLD Professional

Race 5: NECA QUEENSLAND Maiden Handicap - 1200m

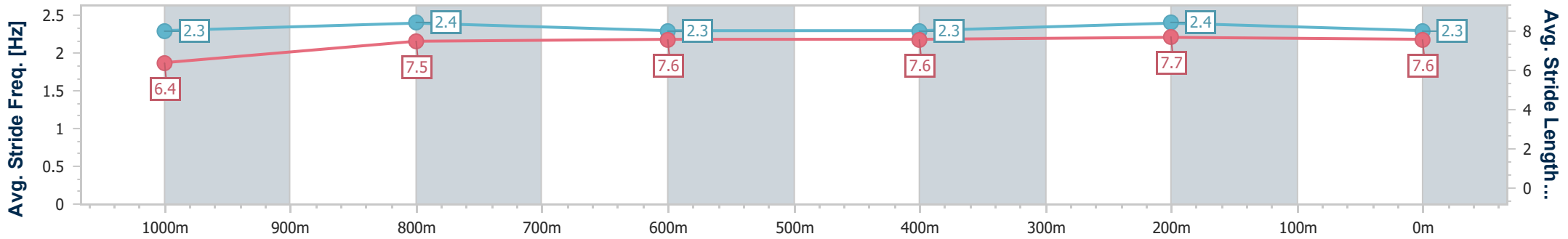
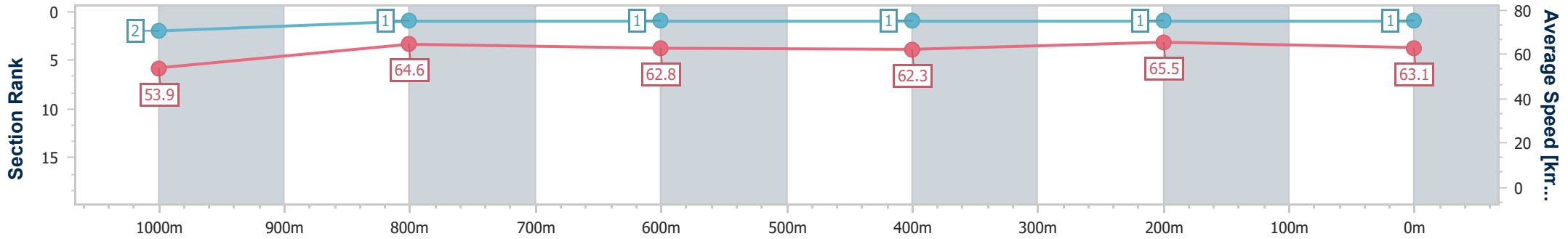
17 April 2024 - 13:44

Track Rating: Good 4, Weather: Fine, Rail Position: +10m Entire



BRISBANE RACING CLUB

Section	Overall	1000m	800m	600m	400m	200m
Section Times	1:09.76 [1] (0:13.41)	0:56.35 [2] (0:11.07)	0:45.28 [1] (0:11.43)	0:33.85 [1] (0:11.47)	0:22.38 [1] (0:10.98)	0:11.40 [1] (0:11.40)
Average Speed [km/h]	53.9	64.6	62.8	62.3	65.5	63.1
Top Speed [km/h]	68.1	67.7	63.6	64.3	66.5	65.5
Avg. Dist. to Rail [m]	2.4	1.2	1.1	1.0	1.2	0.5
Avg. Stride Freq. [Hz]	2.3	2.4	2.3	2.3	2.4	2.3
Avg. Stride Length [m]	6.4	7.5	7.6	7.6	7.7	7.6



- [ ] Ranking at each section and finish
- .-.- No data available at this section
- NA No data available



Horse/Jockey Name	Mystic Mac
Final Rank	2
Fastest Section Time (Section)	0:10.96 (400m)
Top Speed [km/h] (Section)	67.8 (1000m)
Race State	Finished



Doomben QLD Professional

Race 5: NECA QUEENSLAND Maiden Handicap - 1200m

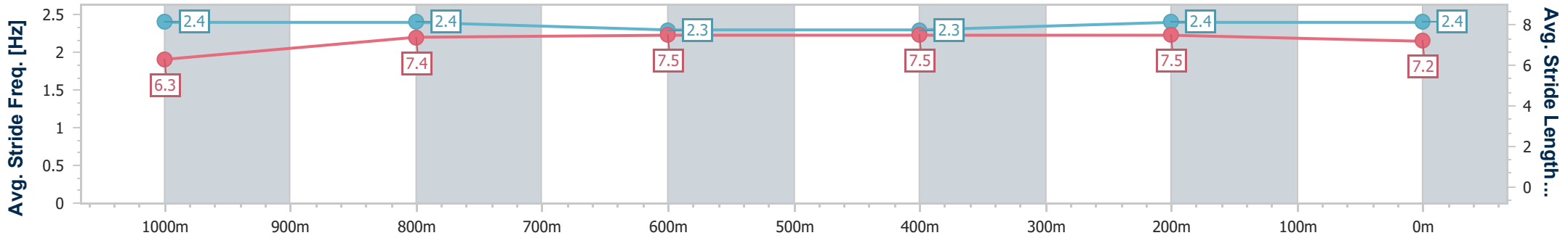
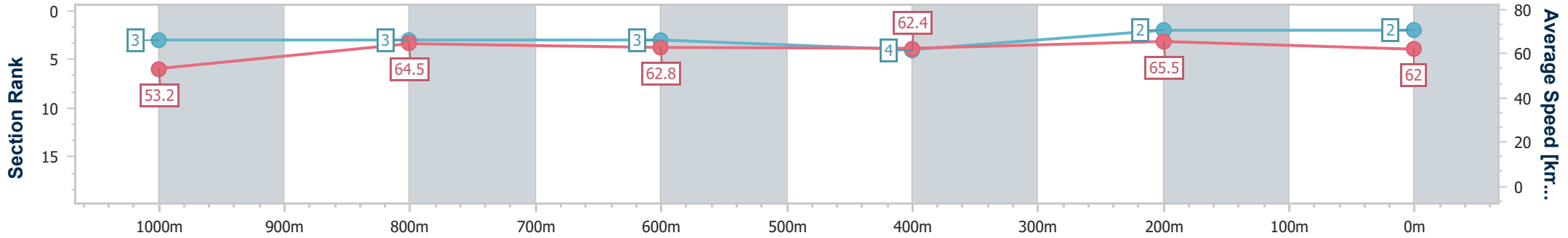
17 April 2024 - 13:44

Track Rating: Good 4, Weather: Fine, Rail Position: +10m Entire



BRISBANE RACING CLUB

Section	Overall	1000m	800m	600m	400m	200m
Section Times	1:10.18 [2] (0:13.55)	0:56.63 [3] (0:11.12)	0:45.51 [3] (0:11.48)	0:34.03 [3] (0:11.45)	0:22.58 [4] (0:10.96)	0:11.62 [2] (0:11.62)
Average Speed [km/h]	53.2	64.5	62.8	62.4	65.5	62.0
Top Speed [km/h]	67.3	67.8	63.5	63.7	67.4	64.9
Avg. Dist. to Rail [m]	0.8	0.2	0.2	1.2	0.8	0.7
Avg. Stride Freq. [Hz]	2.4	2.4	2.3	2.3	2.4	2.4
Avg. Stride Length [m]	6.3	7.4	7.5	7.5	7.5	7.2



- [ ] Ranking at each section and finish
- .-.- No data available at this section
- NA No data available



Horse/Jockey Name	Margot's Bullseye
Final Rank	3
Fastest Section Time (Section)	0:10.53 (400m)
Top Speed [km/h] (Section)	70.9 (400m)
Race State	Finished



Doomben QLD Professional

Race 5: NECA QUEENSLAND Maiden Handicap - 1200m

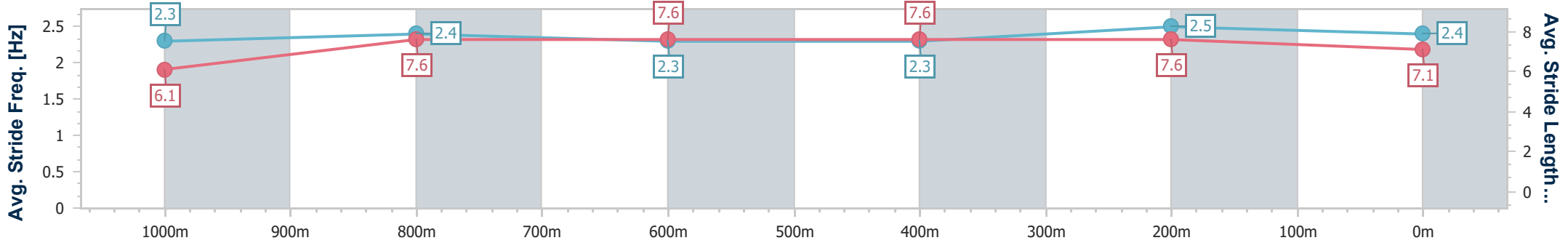
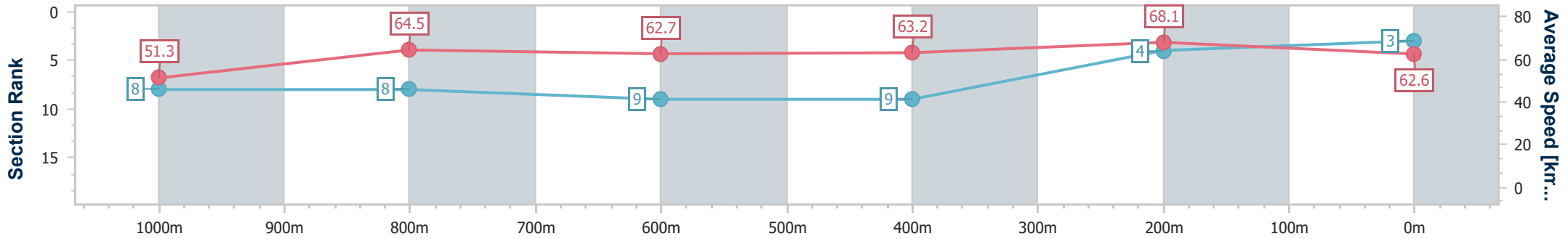
17 April 2024 - 13:44

Track Rating: Good 4, Weather: Fine, Rail Position: +10m Entire



BRISBANE RACING CLUB

Section	Overall	1000m	800m	600m	400m	200m
Section Times	1:10.25 [3] (0:14.02)	0:56.23 [8] (0:11.23)	0:45.00 [8] (0:11.53)	0:33.47 [9] (0:11.38)	0:22.09 [9] (0:10.53)	0:11.56 [4] (0:11.56)
Average Speed [km/h]	51.3	64.5	62.7	63.2	68.1	62.6
Top Speed [km/h]	66.9	66.7	64.6	66.3	70.9	68.3
Avg. Dist. to Rail [m]	2.8	0.7	1.0	0.5	1.3	4.1
Avg. Stride Freq. [Hz]	2.3	2.4	2.3	2.3	2.5	2.4
Avg. Stride Length [m]	6.1	7.6	7.6	7.6	7.6	7.1



- [ ] Ranking at each section and finish
- .-.- No data available at this section
- NA No data available



Horse/Jockey Name	Tipped Off
Final Rank	4
Fastest Section Time (Section)	0:11.15 (1000m)
Top Speed [km/h] (Section)	66.6 (1000m)
Race State	Finished



Doomben QLD Professional

Race 5: NECA QUEENSLAND Maiden Handicap - 1200m

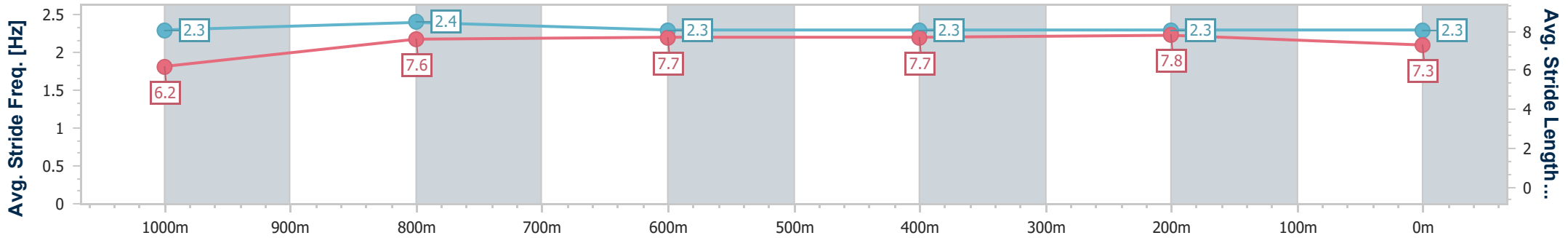
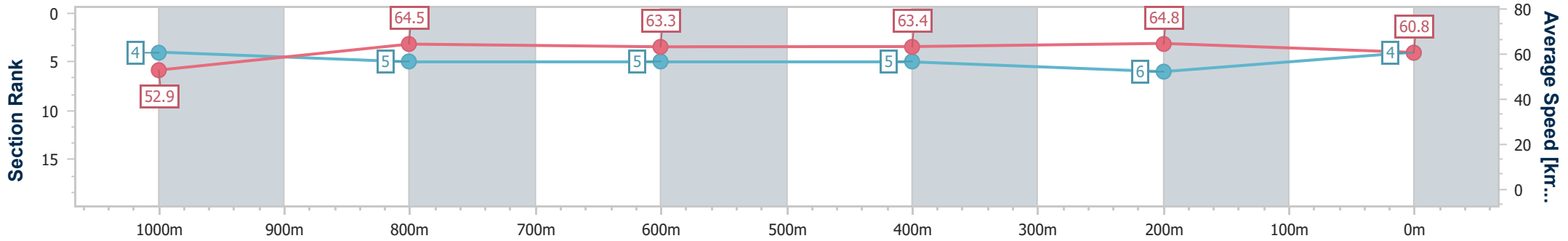
17 April 2024 - 13:44

Track Rating: Good 4, Weather: Fine, Rail Position: +10m Entire



BRISBANE RACING CLUB

Section	Overall	1000m	800m	600m	400m	200m
Section Times	1:10.60 [4] (0:13.62)	0:56.98 [4] (0:11.15)	0:45.83 [5] (0:11.42)	0:34.41 [5] (0:11.41)	0:23.00 [5] (0:11.17)	0:11.83 [6] (0:11.83)
Average Speed [km/h]	52.9	64.5	63.3	63.4	64.8	60.8
Top Speed [km/h]	66.5	66.6	63.6	64.1	66.0	65.4
Avg. Dist. to Rail [m]	1.0	0.2	0.6	1.2	1.1	0.4
Avg. Stride Freq. [Hz]	2.3	2.4	2.3	2.3	2.3	2.3
Avg. Stride Length [m]	6.2	7.6	7.7	7.7	7.8	7.3



- [ ] Ranking at each section and finish
- .-.- No data available at this section
- NA No data available



Horse/Jockey Name	Flying D'amore
Final Rank	5
Fastest Section Time (Section)	0:10.92 (400m)
Top Speed [km/h] (Section)	67.6 (400m)
Race State	Finished



Doomben QLD Professional

Race 5: NECA QUEENSLAND Maiden Handicap - 1200m

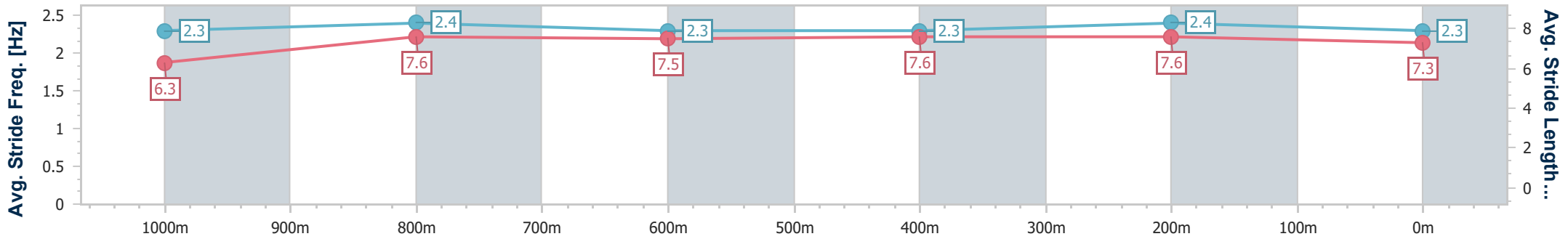
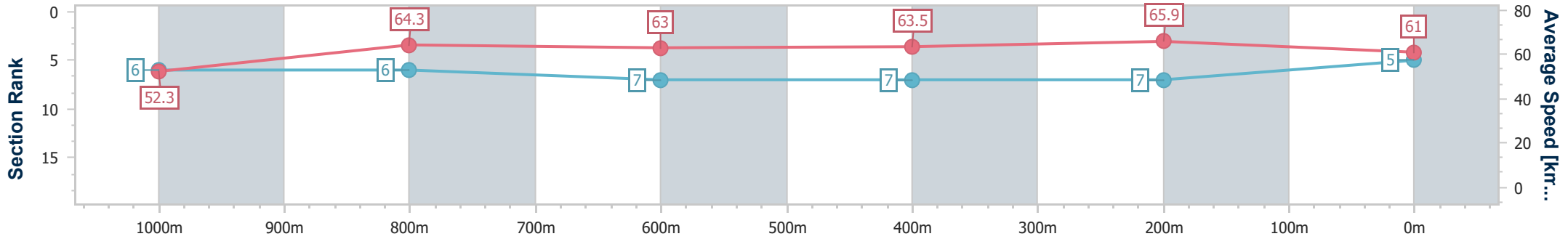
17 April 2024 - 13:44

Track Rating: Good 4, Weather: Fine, Rail Position: +10m Entire



BRISBANE RACING CLUB

Section	Overall	1000m	800m	600m	400m	200m
Section Times	1:10.68 [5] (0:13.81)	0:56.87 [6] (0:11.20)	0:45.67 [6] (0:11.50)	0:34.17 [7] (0:11.40)	0:22.77 [7] (0:10.92)	0:11.85 [7] (0:11.85)
Average Speed [km/h]	52.3	64.3	63.0	63.5	65.9	61.0
Top Speed [km/h]	64.7	65.1	64.5	64.9	67.6	63.6
Avg. Dist. to Rail [m]	6.5	0.4	1.5	1.0	3.3	5.8
Avg. Stride Freq. [Hz]	2.3	2.4	2.3	2.3	2.4	2.3
Avg. Stride Length [m]	6.3	7.6	7.5	7.6	7.6	7.3



- [ ] Ranking at each section and finish
- .-.- No data available at this section
- NA No data available



Horse/Jockey Name	Careful Missile
Final Rank	6
Fastest Section Time (Section)	0:11.03 (400m)
Top Speed [km/h] (Section)	67.1 (Overall)
Race State	Finished



Doomben QLD Professional

Race 5: NECA QUEENSLAND Maiden Handicap - 1200m

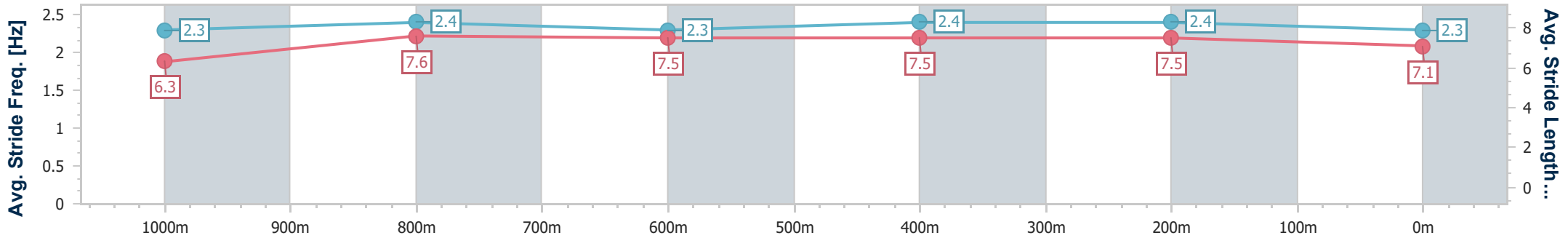
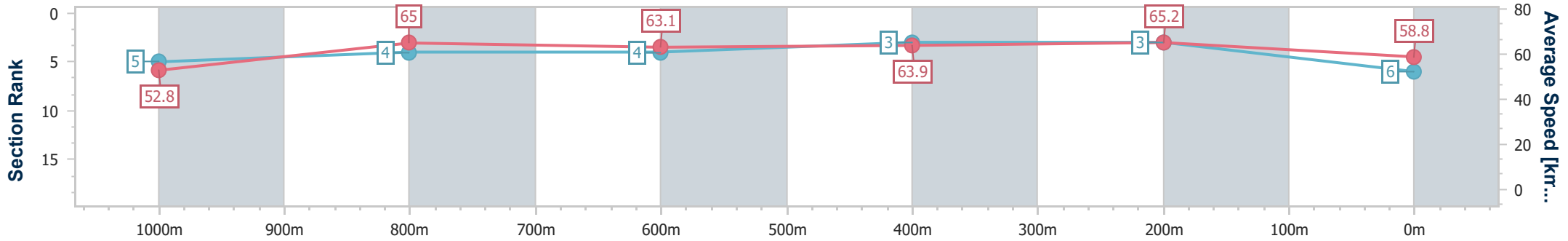
17 April 2024 - 13:44

Track Rating: Good 4, Weather: Fine, Rail Position: +10m Entire



BRISBANE RACING CLUB

Section	Overall	1000m	800m	600m	400m	200m
Section Times	1:10.91 [6] (0:13.64)	0:57.27 [5] (0:11.07)	0:46.20 [4] (0:11.47)	0:34.73 [4] (0:11.40)	0:23.33 [3] (0:11.03)	0:12.30 [3] (0:12.30)
Average Speed [km/h]	52.8	65.0	63.1	63.9	65.2	58.8
Top Speed [km/h]	67.1	66.9	63.8	65.2	66.6	63.6
Avg. Dist. to Rail [m]	4.7	1.2	0.6	1.5	2.0	0.8
Avg. Stride Freq. [Hz]	2.3	2.4	2.3	2.4	2.4	2.3
Avg. Stride Length [m]	6.3	7.6	7.5	7.5	7.5	7.1



- [ ] Ranking at each section and finish
- .-.- No data available at this section
- NA No data available





Horse/Jockey Name	Deer Hunter
Final Rank	7
Fastest Section Time (Section)	0:11.01 (400m)
Top Speed [km/h] (Section)	66.7 (1000m)
Race State	Finished



Doomben QLD Professional

Race 5: NECA QUEENSLAND Maiden Handicap - 1200m

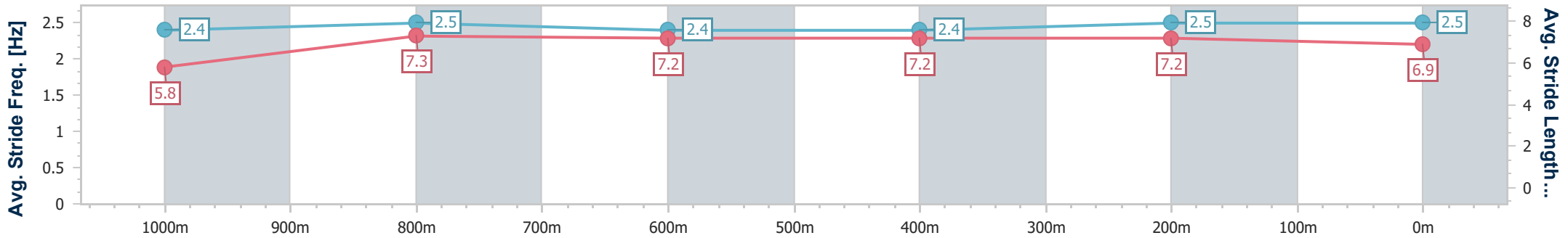
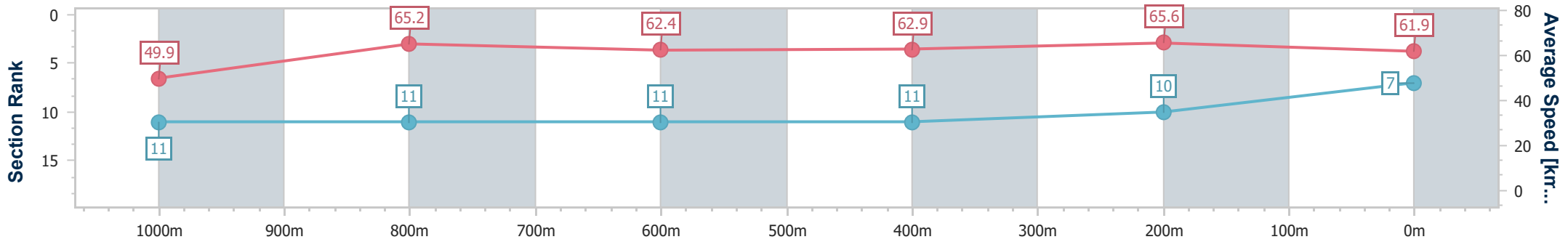
17 April 2024 - 13:44

Track Rating: Good 4, Weather: Fine, Rail Position: +10m Entire



BRISBANE RACING CLUB

Section	Overall	1000m	800m	600m	400m	200m
Section Times	1:11.06 [7] (0:14.43)	0:56.63 [11] (0:11.04)	0:45.59 [11] (0:11.52)	0:34.07 [11] (0:11.43)	0:22.64 [11] (0:11.01)	0:11.63 [10] (0:11.63)
Average Speed [km/h]	49.9	65.2	62.4	62.9	65.6	61.9
Top Speed [km/h]	65.3	66.7	63.9	65.3	66.5	64.6
Avg. Dist. to Rail [m]	4.5	0.8	0.5	0.3	1.8	2.9
Avg. Stride Freq. [Hz]	2.4	2.5	2.4	2.4	2.5	2.5
Avg. Stride Length [m]	5.8	7.3	7.2	7.2	7.2	6.9



- [ ] Ranking at each section and finish
- .-.- No data available at this section
- NA No data available



Horse/Jockey Name	Kidston
Final Rank	8
Fastest Section Time (Section)	0:11.04 (400m)
Top Speed [km/h] (Section)	67.0 (1000m)
Race State	Finished



Doomben QLD Professional

Race 5: NECA QUEENSLAND Maiden Handicap - 1200m

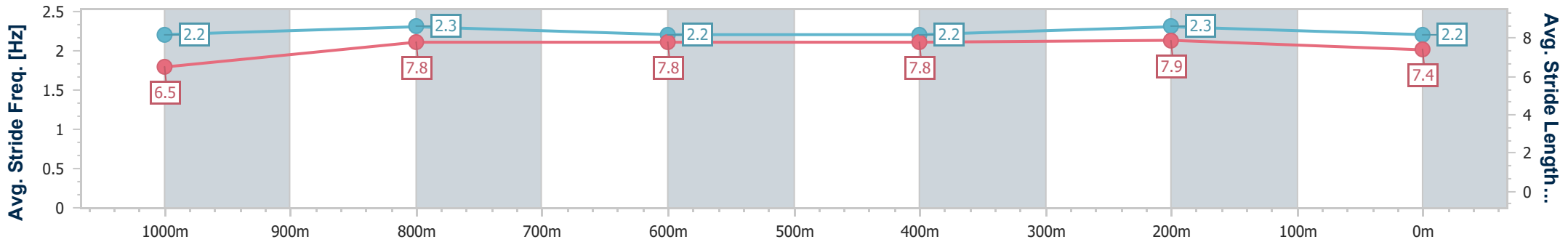
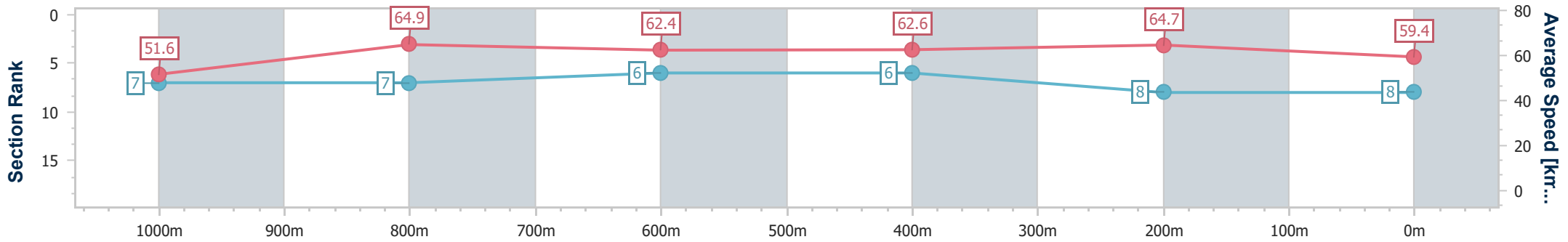
17 April 2024 - 13:44

Track Rating: Good 4, Weather: Fine, Rail Position: +10m Entire



BRISBANE RACING CLUB

Section	Overall	1000m	800m	600m	400m	200m
Section Times	1:11.08 [8] (0:13.92)	0:57.16 [7] (0:11.14)	0:46.02 [7] (0:11.44)	0:34.58 [6] (0:11.38)	0:23.20 [6] (0:11.04)	0:12.16 [8] (0:12.16)
Average Speed [km/h]	51.6	64.9	62.4	62.6	64.7	59.4
Top Speed [km/h]	66.4	67.0	63.4	64.2	66.0	63.3
Avg. Dist. to Rail [m]	3.0	0.5	1.6	1.9	1.0	0.9
Avg. Stride Freq. [Hz]	2.2	2.3	2.2	2.2	2.3	2.2
Avg. Stride Length [m]	6.5	7.8	7.8	7.8	7.9	7.4



- [ ] Ranking at each section and finish
- .-.- No data available at this section
- NA No data available



Horse/Jockey Name	Cherbourg
Final Rank	9
Fastest Section Time (Section)	0:11.10 (1000m)
Top Speed [km/h] (Section)	67.3 (1000m)
Race State	Finished



Doomben QLD Professional

Race 5: NECA QUEENSLAND Maiden Handicap - 1200m

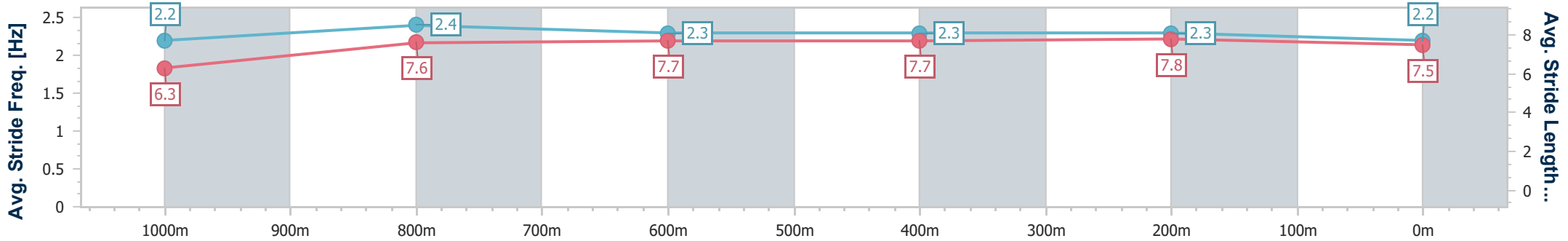
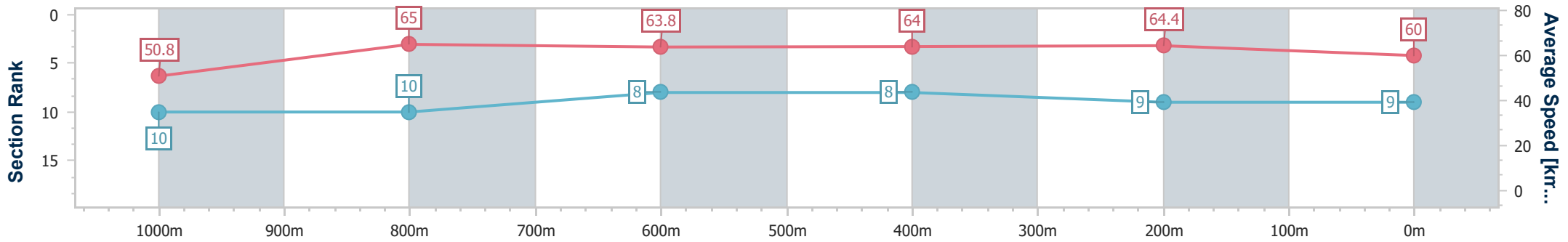
17 April 2024 - 13:44

Track Rating: Good 4, Weather: Fine, Rail Position: +10m Entire



BRISBANE RACING CLUB

Section	Overall	1000m	800m	600m	400m	200m
Section Times	1:11.26 [9] (0:14.19)	0:57.07 [10] (0:11.10)	0:45.97 [10] (0:11.35)	0:34.62 [8] (0:11.36)	0:23.26 [8] (0:11.27)	0:11.99 [9] (0:11.99)
Average Speed [km/h]	50.8	65.0	63.8	64.0	64.4	60.0
Top Speed [km/h]	65.1	67.3	65.5	65.5	65.4	63.1
Avg. Dist. to Rail [m]	5.8	1.1	0.9	2.2	3.9	2.7
Avg. Stride Freq. [Hz]	2.2	2.4	2.3	2.3	2.3	2.2
Avg. Stride Length [m]	6.3	7.6	7.7	7.7	7.8	7.5



- [ ] Ranking at each section and finish
- .-.- No data available at this section
- NA No data available



Horse/Jockey Name	Kamariya
Final Rank	10
Fastest Section Time (Section)	0:11.13 (1000m)
Top Speed [km/h] (Section)	68.8 (Overall)
Race State	Finished



Doomben QLD Professional

Race 5: NECA QUEENSLAND Maiden Handicap - 1200m

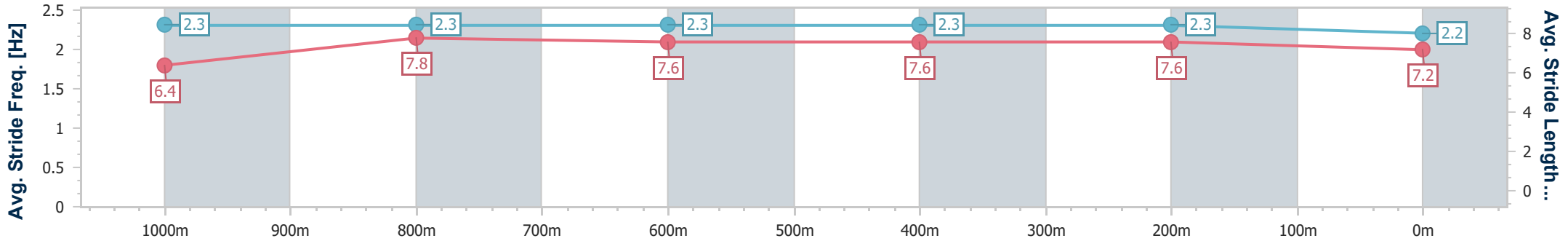
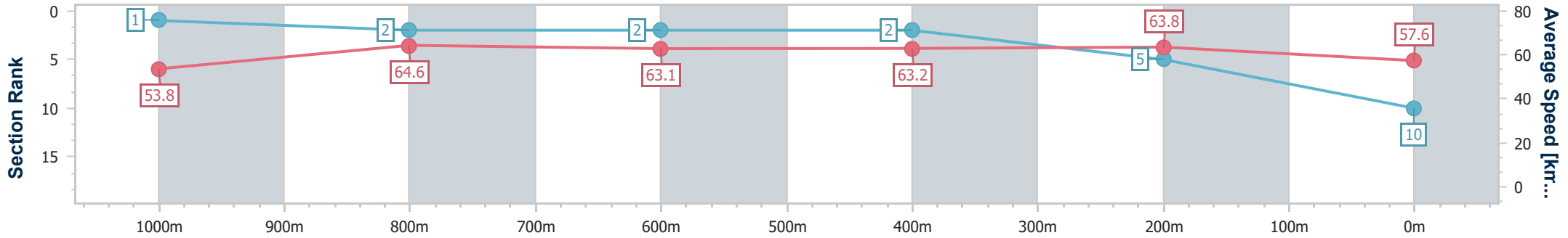
17 April 2024 - 13:44

Track Rating: Good 4, Weather: Fine, Rail Position: +10m Entire



BRISBANE RACING CLUB

Section	Overall	1000m	800m	600m	400m	200m
Section Times	1:11.27 [10] (0:13.40)	0:57.87 [1] (0:11.13)	0:46.74 [2] (0:11.51)	0:35.23 [2] (0:11.45)	0:23.78 [2] (0:11.26)	0:12.52 [5] (0:12.52)
Average Speed [km/h]	53.8	64.6	63.1	63.2	63.8	57.6
Top Speed [km/h]	68.8	67.2	64.3	65.3	66.1	62.3
Avg. Dist. to Rail [m]	5.7	0.3	1.3	1.0	0.5	0.3
Avg. Stride Freq. [Hz]	2.3	2.3	2.3	2.3	2.3	2.2
Avg. Stride Length [m]	6.4	7.8	7.6	7.6	7.6	7.2



- [ ] Ranking at each section and finish
- .-.- No data available at this section
- NA No data available



Horse/Jockey Name	Lucifer The Cat
Final Rank	11
Fastest Section Time (Section)	0:11.10 (1000m)
Top Speed [km/h] (Section)	66.8 (1000m)
Race State	Finished



Doomben QLD Professional

Race 5: NECA QUEENSLAND Maiden Handicap - 1200m

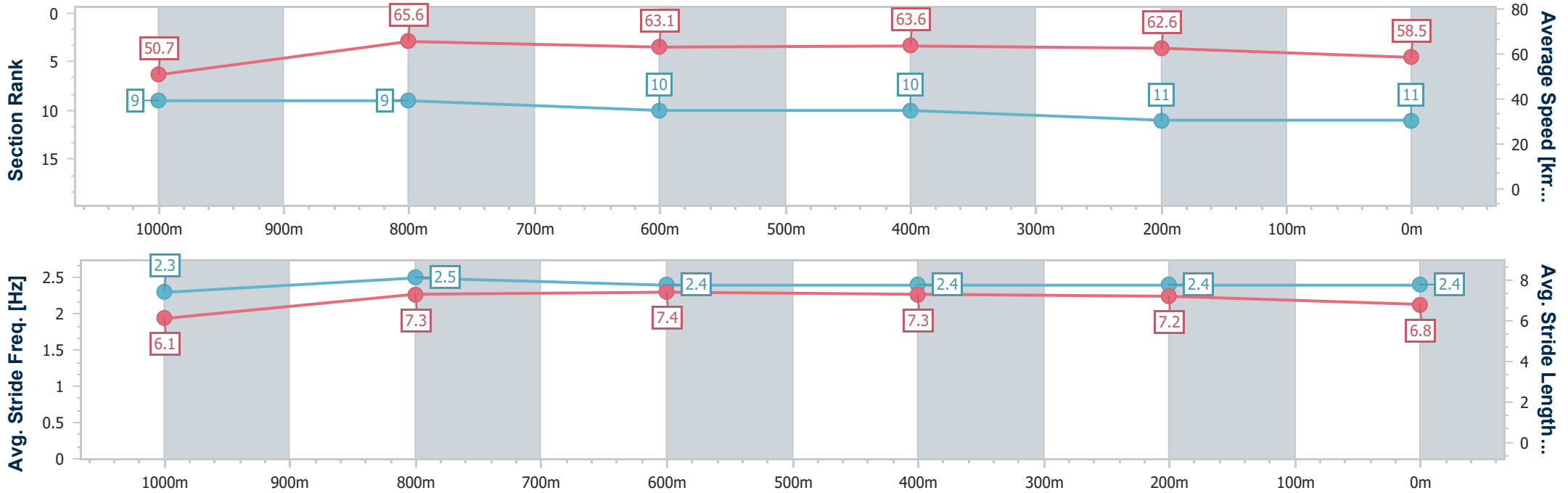
17 April 2024 - 13:44

Track Rating: Good 4, Weather: Fine, Rail Position: +10m Entire



BRISBANE RACING CLUB

Section	Overall	1000m	800m	600m	400m	200m
Section Times	1:12.07 [11] (0:14.18)	0:57.89 [9] (0:11.10)	0:46.79 [9] (0:11.51)	0:35.28 [10] (0:11.46)	0:23.82 [10] (0:11.55)	0:12.27 [11] (0:12.27)
Average Speed [km/h]	50.7	65.6	63.1	63.6	62.6	58.5
Top Speed [km/h]	65.2	66.8	65.0	65.5	63.5	62.1
Avg. Dist. to Rail [m]	4.4	2.2	2.2	2.0	4.0	3.9
Avg. Stride Freq. [Hz]	2.3	2.5	2.4	2.4	2.4	2.4
Avg. Stride Length [m]	6.1	7.3	7.4	7.3	7.2	6.8



- [ ] Ranking at each section and finish
- .-.- No data available at this section
- NA No data available