

Track Rating: Soft 6, Weather: Fine, Rail Position: True

Section		Overall	1400m	1200m	1000m	800m	600m	400m	Last 600m				
Field Times		1:40.69 (0:14.22)	1:26.47 (0:12.20)	1:14.27 (0:13.16)	1:01.11 (0:13.43)	0:47.68 (0:12.81)	0:34.87 (0:11.76)	0:23.11 (0:11.23)	0:34.87				
Rank	TAB Horse/Jockey	Barrier	Top Speed [km/h]	Fastest Section									Distance Travelled [m]
1	4 SHAMUKA James Orman	4	65.4 400m	0:11.22 400m	1:40.69 [1] (0:14.43)	1:26.26 [3] (0:12.30)	1:13.96 [4] (0:13.28)	1:00.68 [4] (0:13.39)	0:47.29 [6] (0:12.61)	0:34.68 [4] (0:11.58)	0:23.10 [2] (0:11.22)	0:34.68	
2	5 THE IRISH Boris Thornton	5	64.6 600m	0:11.43 400m	1:41.16 [2] (0:14.66)	1:26.50 [6] (0:12.20)	1:14.30 [6] (0:13.25)	1:01.05 [5] (0:13.28)	0:47.77 [5] (0:12.76)	0:35.01 [5] (0:11.66)	0:23.35 [3] (0:11.43)	0:35.01	+4
3	1 ALIGN THE PLANETS Cody Collis	1	65.4 400m	0:11.31 400m	1:41.46 [3] (0:15.04)	1:26.42 [9] (0:12.33)	1:14.09 [9] (0:13.30)	1:00.79 [9] (0:13.13)	0:47.66 [9] (0:12.68)	0:34.98 [9] (0:11.75)	0:23.23 [9] (0:11.31)	0:34.98	+7
4	3 IL TORO D'ORO Vlad Duric	3	64.1 400m	0:11.39 400m	1:41.46 [4] (0:14.82)	1:26.64 [7] (0:12.29)	1:14.35 [7] (0:13.27)	1:01.08 [7] (0:13.24)	0:47.84 [7] (0:12.72)	0:35.12 [7] (0:11.85)	0:23.27 [7] (0:11.39)	0:35.12	+9
5	13 HUKA Georgina Cartwright	13	63.9 600m	0:11.66 400m	1:41.78 [5] (0:14.59)	1:27.19 [4] (0:12.12)	1:15.07 [3] (0:13.22)	1:01.85 [3] (0:13.28)	0:48.57 [3] (0:12.74)	0:35.83 [3] (0:11.92)	0:23.91 [4] (0:11.66)	0:35.83	+10
6	11 CAESAR CAKE Robbie Dolan	11	63.4 400m	0:11.61 400m	1:41.85 [6] (0:14.94)	1:26.91 [8] (0:12.18)	1:14.73 [8] (0:13.38)	1:01.35 [8] (0:13.25)	0:48.10 [8] (0:12.65)	0:35.45 [8] (0:11.81)	0:23.64 [8] (0:11.61)	0:35.45	+4
7	9 WHITE CHRISTMAS Damien Thornton	9	64.4 600m	0:11.70 600m	1:42.24 [7] (0:14.22)	1:28.02 [1] (0:12.20)	1:15.82 [1] (0:13.16)	1:02.66 [1] (0:13.43)	0:49.23 [1] (0:12.87)	0:36.36 [2] (0:11.70)	0:24.66 [1] (0:11.75)	0:36.36	+4
8	17 BETTER BE BRIEF Mark Du Plessis	17	62.0 400m	0:11.91 400m	1:43.42 [8] (0:14.60)	1:28.82 [5] (0:12.13)	1:16.69 [5] (0:13.39)	1:03.30 [6] (0:13.25)	0:50.05 [4] (0:12.79)	0:37.26 [6] (0:11.95)	0:25.31 [6] (0:11.91)	0:37.26	+0
9	6 ALMANDEZ Jag Guthmann-Chester	6	61.6 600m	0:12.09 600m	1:43.74 [9] (0:14.31)	1:29.43 [2] (0:12.19)	1:17.24 [2] (0:13.28)	1:03.96 [2] (0:13.28)	0:50.68 [2] (0:12.76)	0:37.92 [1] (0:12.09)	0:25.83 [5] (0:12.09)	0:37.92	+4

Scratched: Bubbles 'N' Speak (#15), She Delivers (#14), Traviata (#16), Glenray's Mate (#2), Benfica Lass (#10), The Merchant (#18), Ride For Luck (#8), I'm Inspired (#7), No Double Dipping (#19), High Curre



# Sunshine Coast QLD Professional

## Race 1: TAB Maiden Plate - 1600m

14 April 2024 - 13:04



Track Rating: Soft 6, Weather: Fine, Rail Position: True

Section							200m			Last 600m
Field Times							0:11.88			0:34.87
							(0:11.88)			
Rank	TAB	Horse/Jockey	Barrier	Top Speed [km/h]	Fastest Section	Margin			Distance Travelled [m]	
1	4	<b>SHAMUKA</b> James Orman	4	65.4 400m	0:11.22 400m	0:11.88 [1] (0:11.88)	1:40.69		0:34.68	
2	5	<b>THE IRISH</b> Boris Thornton	5	64.6 600m	0:11.43 400m	0:11.92 [2] (0:11.92)	2.8L		0:35.01 +4	
3	1	<b>ALIGN THE PLANETS</b> Cody Collis	1	65.4 400m	0:11.31 400m	0:11.92 [5] (0:11.92)	4.3L		0:34.98 +7	
4	3	<b>IL TORO D'ORO</b> Vlad Duric	3	64.1 400m	0:11.39 400m	0:11.88 [6] (0:11.88)	4.4L		0:35.12 +9	
5	13	<b>HUKA</b> Georgina Cartwright	13	63.9 600m	0:11.66 400m	0:12.25 [4] (0:12.25)	6.2L		0:35.83 +10	
6	11	<b>CAESAR CAKE</b> Robbie Dolan	11	63.4 400m	0:11.61 400m	0:12.03 [7] (0:12.03)	6.5L		0:35.45 +4	
7	9	<b>WHITE CHRISTMAS</b> Damien Thornton	9	64.4 600m	0:11.70 600m	0:12.91 [3] (0:12.91)	8.8L		0:36.36 +4	
8	17	<b>BETTER BE BRIEF</b> Mark Du Plessis	17	62.0 400m	0:11.91 400m	0:13.40 [9] (0:13.40)	15.6L		0:37.26 +0	
9	6	<b>ALMANDEZ</b> Jag Guthmann-Chester	6	61.6 600m	0:12.09 600m	0:13.74 [8] (0:13.74)	17.4L		0:37.92 +4	

Scratched: Bubbles 'N' Speak (#15), She Delivers (#14), Traviata (#16), Glenray's Mate (#2), Benfica Lass (#10), The Merchant (#18), Ride For Luck (#8), I'm Inspired (#7), No Double Dipping (#19), High Curre

[ ] Ranking at each section and finish  
 -:-:- No data available at this section  
 NA No data available

SCN Saddle cloth number  
 DNF Did not finish  
 DNT Did not track



Horse/Jockey Name	Shamuka
Final Rank	1
Fastest Section Time (Section)	0:11.22 (400m)
Top Speed [km/h] (Section)	65.4 (400m)
Race State	Finished



Sunshine Coast QLD Professional

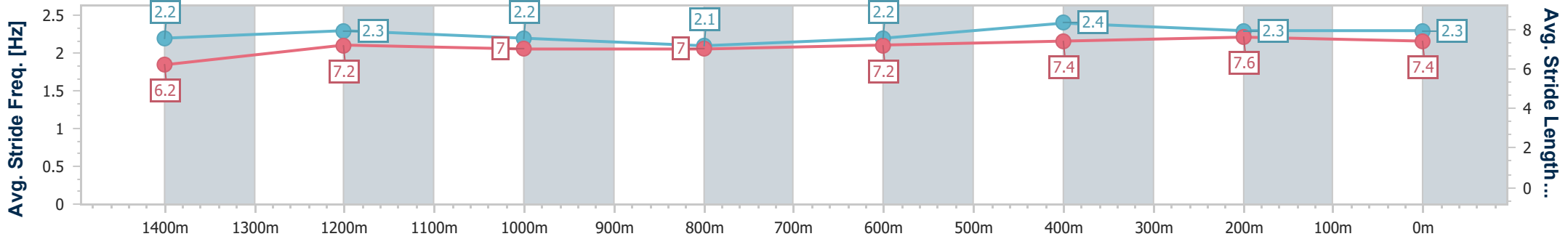
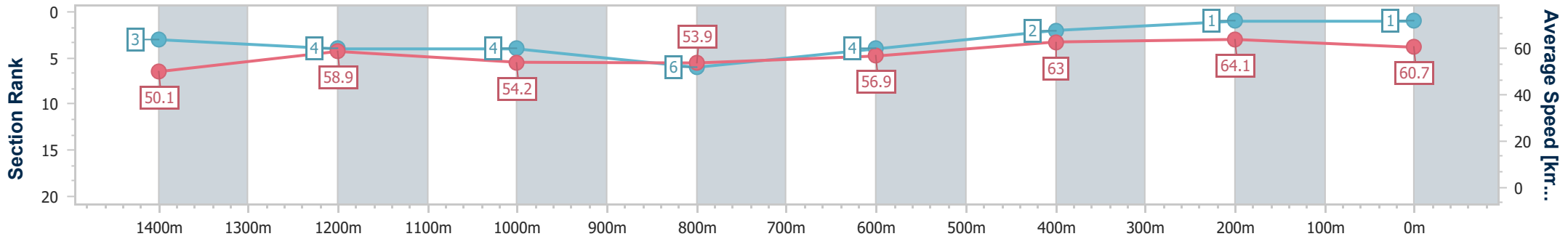
Race 1: TAB Maiden Plate - 1600m

14 April 2024 - 13:04

Track Rating: Soft 6, Weather: Fine, Rail Position: True



Section	Overall	1400m	1200m	1000m	800m	600m	400m	200m
Section Times	1:40.69 [1] (0:14.43)	1:26.26 [3] (0:12.30)	1:13.96 [4] (0:13.28)	1:00.68 [4] (0:13.39)	0:47.29 [6] (0:12.61)	0:34.68 [4] (0:11.58)	0:23.10 [2] (0:11.22)	0:11.88 [1] (0:11.88)
Average Speed [km/h]	50.1	58.9	54.2	53.9	56.9	63.0	64.1	60.7
Top Speed [km/h]	59.8	60.3	56.7	55.3	60.5	63.5	65.4	62.8
Avg. Dist. to Rail [m]	7.6	3.6	1.5	1.0	0.8	2.0	6.2	5.9
Avg. Stride Freq. [Hz]	2.2	2.3	2.2	2.1	2.2	2.4	2.3	2.3
Avg. Stride Length [m]	6.2	7.2	7.0	7.0	7.2	7.4	7.6	7.4



- [ ] Ranking at each section and finish
- .-.- No data available at this section
- NA No data available



Horse/Jockey Name	The Irish
Final Rank	2
Fastest Section Time (Section)	0:11.43 (400m)
Top Speed [km/h] (Section)	64.6 (600m)
Race State	Finished



Sunshine Coast QLD Professional

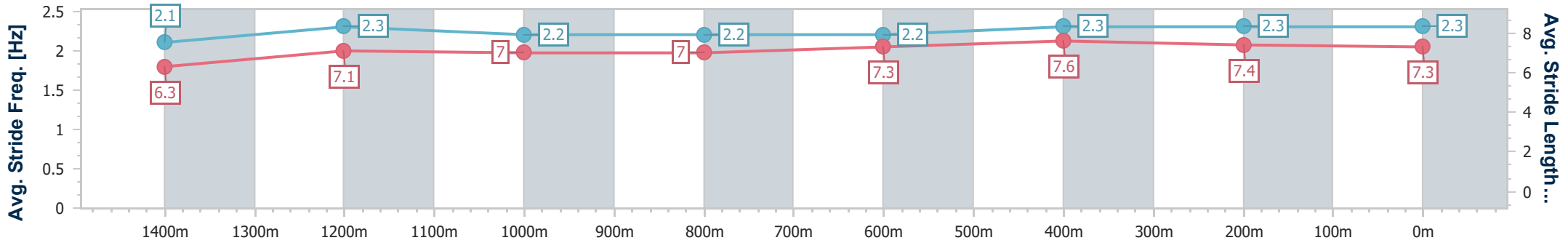
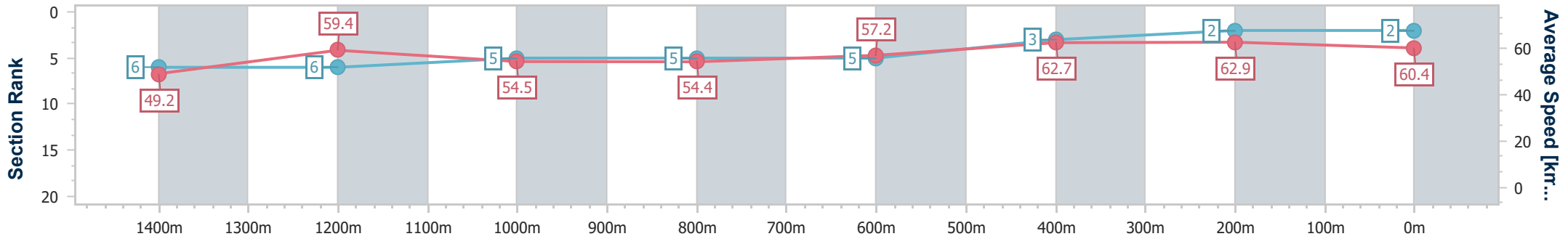
Race 1: TAB Maiden Plate - 1600m

14 April 2024 - 13:04



Track Rating: Soft 6, Weather: Fine, Rail Position: True

Section	Overall	1400m	1200m	1000m	800m	600m	400m	200m
Section Times	1:41.16 [2] (0:14.66)	1:26.50 [6] (0:12.20)	1:14.30 [6] (0:13.25)	1:01.05 [5] (0:13.28)	0:47.77 [5] (0:12.76)	0:35.01 [5] (0:11.66)	0:23.35 [3] (0:11.43)	0:11.92 [2] (0:11.92)
Average Speed [km/h]	49.2	59.4	54.5	54.4	57.2	62.7	62.9	60.4
Top Speed [km/h]	61.0	61.2	56.2	55.3	61.3	64.6	64.4	62.1
Avg. Dist. to Rail [m]	6.5	2.9	2.7	2.4	2.0	2.5	6.3	7.9
Avg. Stride Freq. [Hz]	2.1	2.3	2.2	2.2	2.2	2.3	2.3	2.3
Avg. Stride Length [m]	6.3	7.1	7.0	7.0	7.3	7.6	7.4	7.3



- [ ] Ranking at each section and finish
- .-.- No data available at this section
- NA No data available



Horse/Jockey Name	Align The Planets
Final Rank	3
Fastest Section Time (Section)	0:11.31 (400m)
Top Speed [km/h] (Section)	65.4 (400m)
Race State	Finished



Sunshine Coast QLD Professional

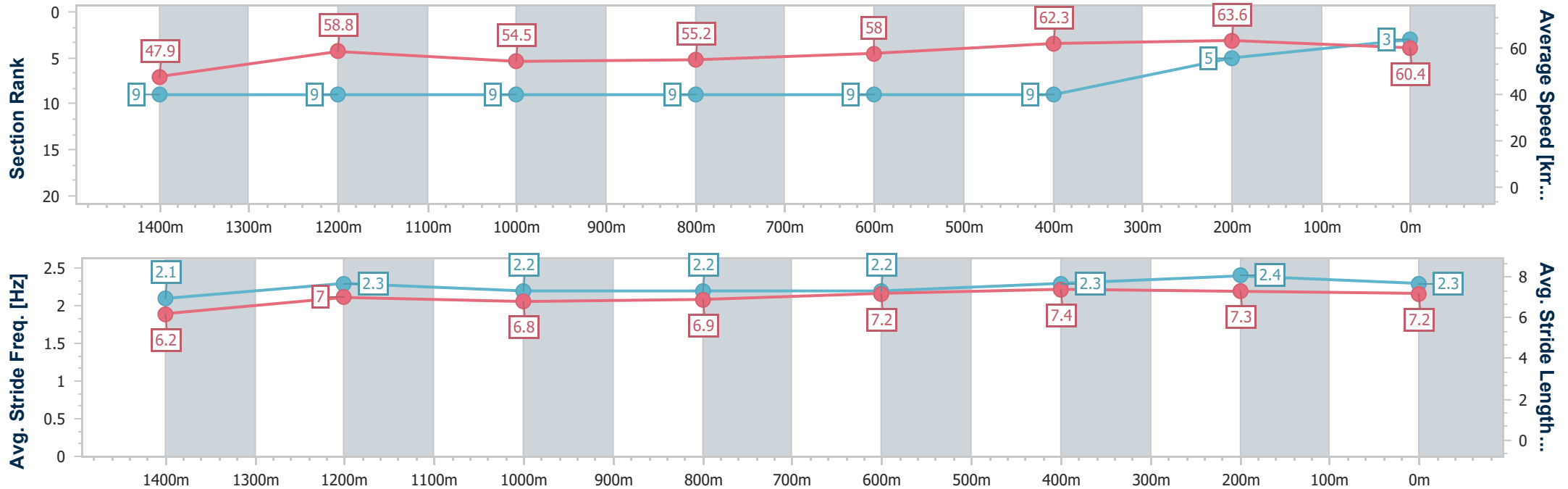
Race 1: TAB Maiden Plate - 1600m

14 April 2024 - 13:04



Track Rating: Soft 6, Weather: Fine, Rail Position: True

Section	Overall	1400m	1200m	1000m	800m	600m	400m	200m
Section Times	1:41.46 [3] (0:15.04)	1:26.42 [9] (0:12.33)	1:14.09 [9] (0:13.30)	1:00.79 [9] (0:13.13)	0:47.66 [9] (0:12.68)	0:34.98 [9] (0:11.75)	0:23.23 [9] (0:11.31)	0:11.92 [5] (0:11.92)
Average Speed [km/h]	47.9	58.8	54.5	55.2	58.0	62.3	63.6	60.4
Top Speed [km/h]	59.0	61.4	59.1	56.8	60.9	64.6	65.4	62.3
Avg. Dist. to Rail [m]	9.2	3.1	3.3	3.1	3.3	3.0	6.8	8.1
Avg. Stride Freq. [Hz]	2.1	2.3	2.2	2.2	2.2	2.3	2.4	2.3
Avg. Stride Length [m]	6.2	7.0	6.8	6.9	7.2	7.4	7.3	7.2



- [ ] Ranking at each section and finish
- .-.- No data available at this section
- NA No data available



Horse/Jockey Name	Il Toro D'oro
Final Rank	4
Fastest Section Time (Section)	0:11.39 (400m)
Top Speed [km/h] (Section)	64.1 (400m)
Race State	Finished



Sunshine Coast QLD Professional

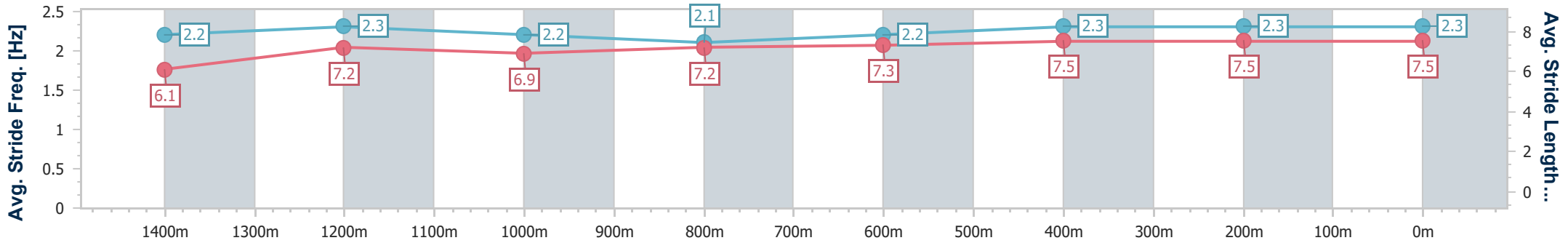
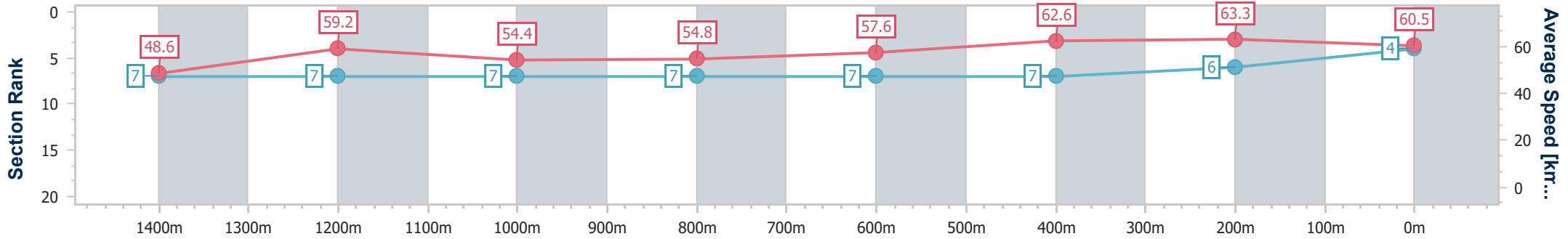
Race 1: TAB Maiden Plate - 1600m

14 April 2024 - 13:04



Track Rating: Soft 6, Weather: Fine, Rail Position: True

Section	Overall	1400m	1200m	1000m	800m	600m	400m	200m
Section Times	1:41.46 [4] (0:14.82)	1:26.64 [7] (0:12.29)	1:14.35 [7] (0:13.27)	1:01.08 [7] (0:13.24)	0:47.84 [7] (0:12.72)	0:35.12 [7] (0:11.85)	0:23.27 [7] (0:11.39)	0:11.88 [6] (0:11.88)
Average Speed [km/h]	48.6	59.2	54.4	54.8	57.6	62.6	63.3	60.5
Top Speed [km/h]	58.9	60.8	57.4	55.8	61.1	63.8	64.1	62.3
Avg. Dist. to Rail [m]	8.2	3.5	3.5	3.3	3.1	4.8	9.2	11.2
Avg. Stride Freq. [Hz]	2.2	2.3	2.2	2.1	2.2	2.3	2.3	2.3
Avg. Stride Length [m]	6.1	7.2	6.9	7.2	7.3	7.5	7.5	7.5



- [ ] Ranking at each section and finish
- .-.- No data available at this section
- NA No data available



Horse/Jockey Name	Huka
Final Rank	5
Fastest Section Time (Section)	0:11.66 (400m)
Top Speed [km/h] (Section)	63.9 (600m)
Race State	Finished



Sunshine Coast QLD Professional

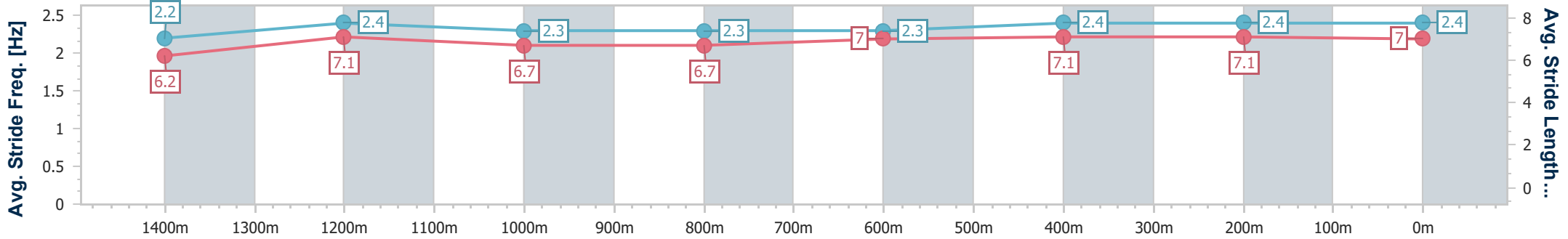
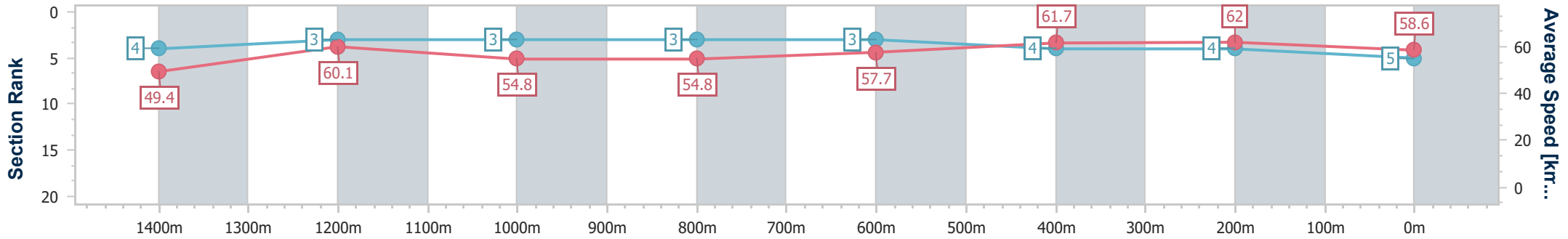
Race 1: TAB Maiden Plate - 1600m

14 April 2024 - 13:04



Track Rating: Soft 6, Weather: Fine, Rail Position: True

Section	Overall	1400m	1200m	1000m	800m	600m	400m	200m
Section Times	1:41.78 [5] (0:14.59)	1:27.19 [4] (0:12.12)	1:15.07 [3] (0:13.22)	1:01.85 [3] (0:13.28)	0:48.57 [3] (0:12.74)	0:35.83 [3] (0:11.92)	0:23.91 [4] (0:11.66)	0:12.25 [4] (0:12.25)
Average Speed [km/h]	49.4	60.1	54.8	54.8	57.7	61.7	62.0	58.6
Top Speed [km/h]	59.7	61.8	57.6	55.5	60.8	63.9	63.3	61.2
Avg. Dist. to Rail [m]	10.5	4.9	4.8	4.2	3.6	3.9	6.3	5.4
Avg. Stride Freq. [Hz]	2.2	2.4	2.3	2.3	2.3	2.4	2.4	2.4
Avg. Stride Length [m]	6.2	7.1	6.7	6.7	7.0	7.1	7.1	7.0



- [ ] Ranking at each section and finish
- .-.- No data available at this section
- NA No data available



Horse/Jockey Name	Caesar Cake
Final Rank	6
Fastest Section Time (Section)	0:11.61 (400m)
Top Speed [km/h] (Section)	63.4 (400m)
Race State	Finished



Sunshine Coast QLD Professional

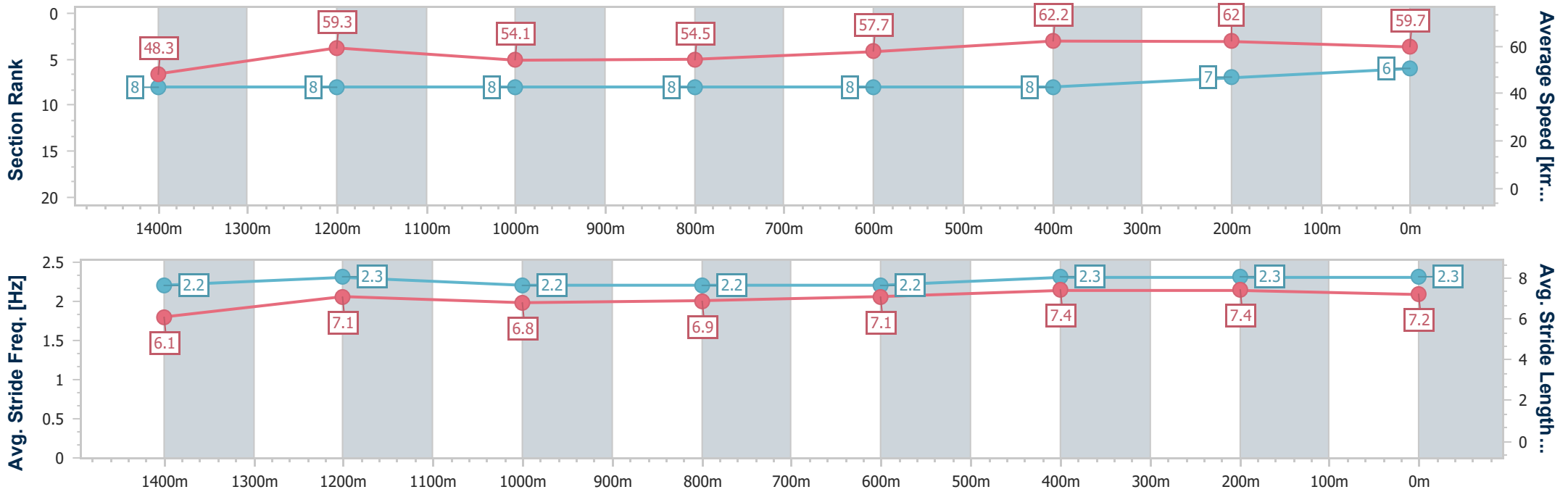
Race 1: TAB Maiden Plate - 1600m

14 April 2024 - 13:04



Track Rating: Soft 6, Weather: Fine, Rail Position: True

Section	Overall	1400m	1200m	1000m	800m	600m	400m	200m
Section Times	1:41.85 [6] (0:14.94)	1:26.91 [8] (0:12.18)	1:14.73 [8] (0:13.38)	1:01.35 [8] (0:13.25)	0:48.10 [8] (0:12.65)	0:35.45 [8] (0:11.81)	0:23.64 [8] (0:11.61)	0:12.03 [7] (0:12.03)
Average Speed [km/h]	48.3	59.3	54.1	54.5	57.7	62.2	62.0	59.7
Top Speed [km/h]	59.4	60.6	58.1	56.2	60.4	62.7	63.4	61.1
Avg. Dist. to Rail [m]	8.2	2.6	2.6	2.3	2.3	2.9	6.1	7.5
Avg. Stride Freq. [Hz]	2.2	2.3	2.2	2.2	2.2	2.3	2.3	2.3
Avg. Stride Length [m]	6.1	7.1	6.8	6.9	7.1	7.4	7.4	7.2



- [ ] Ranking at each section and finish
- .-.- No data available at this section
- NA No data available





Horse/Jockey Name	White Christmas
Final Rank	7
Fastest Section Time (Section)	0:11.70 (600m)
Top Speed [km/h] (Section)	64.4 (600m)
Race State	Finished



### Sunshine Coast QLD Professional

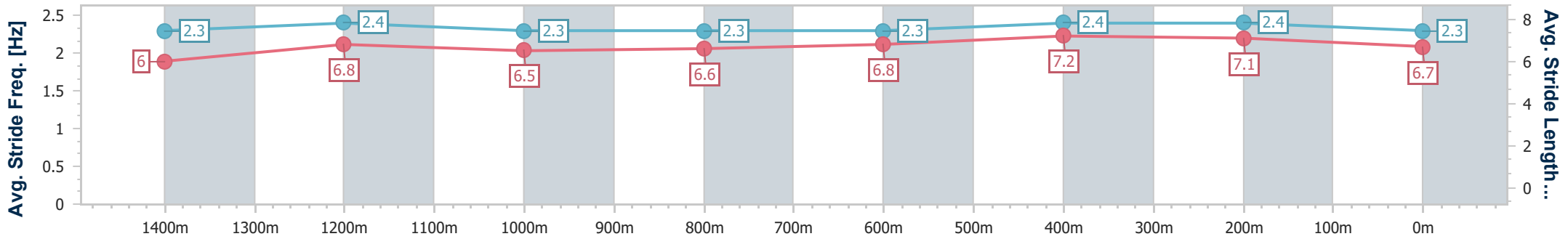
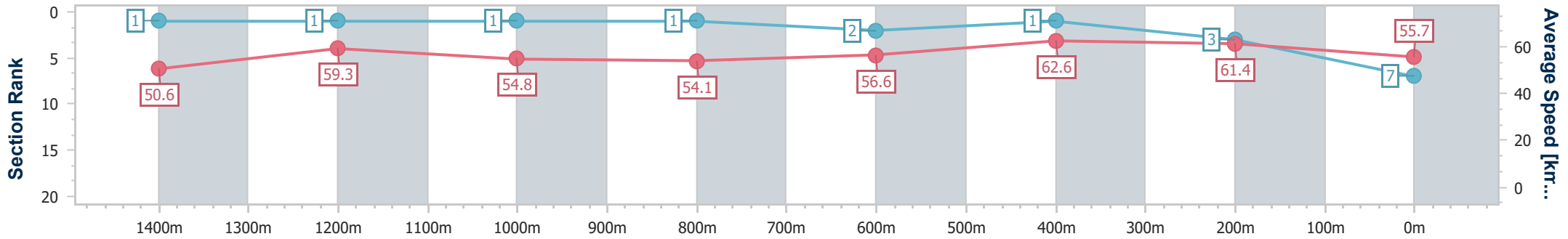
Race 1: TAB Maiden Plate - 1600m

14 April 2024 - 13:04



Track Rating: Soft 6, Weather: Fine, Rail Position: True

Section	Overall	1400m	1200m	1000m	800m	600m	400m	200m
Section Times	1:42.24 [7] (0:14.22)	1:28.02 [1] (0:12.20)	1:15.82 [1] (0:13.16)	1:02.66 [1] (0:13.43)	0:49.23 [1] (0:12.87)	0:36.36 [2] (0:11.70)	0:24.66 [1] (0:11.75)	0:12.91 [3] (0:12.91)
Average Speed [km/h]	50.6	59.3	54.8	54.1	56.6	62.6	61.4	55.7
Top Speed [km/h]	60.4	60.6	56.5	54.5	59.4	64.4	63.3	59.4
Avg. Dist. to Rail [m]	5.8	2.0	2.2	2.7	2.1	2.8	6.0	8.6
Avg. Stride Freq. [Hz]	2.3	2.4	2.3	2.3	2.3	2.4	2.4	2.3
Avg. Stride Length [m]	6.0	6.8	6.5	6.6	6.8	7.2	7.1	6.7



- [ ] Ranking at each section and finish
- .-.- No data available at this section
- NA No data available



Horse/Jockey Name	Better Be Brief
Final Rank	8
Fastest Section Time (Section)	0:11.91 (400m)
Top Speed [km/h] (Section)	62.0 (400m)
Race State	Finished



### Sunshine Coast QLD Professional

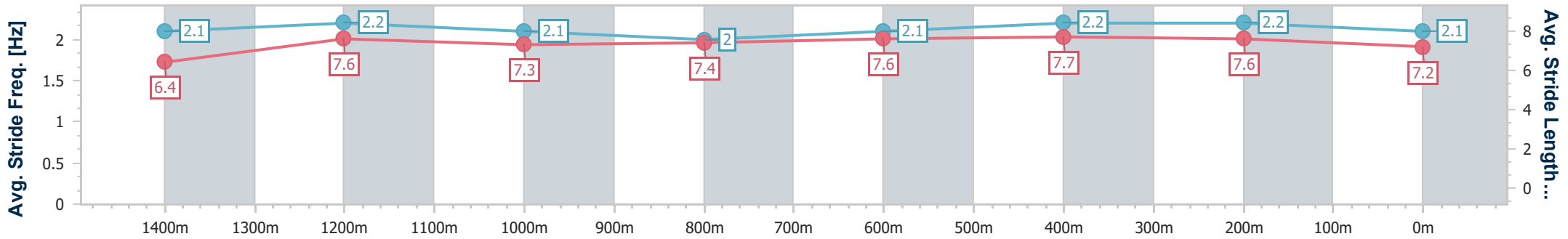
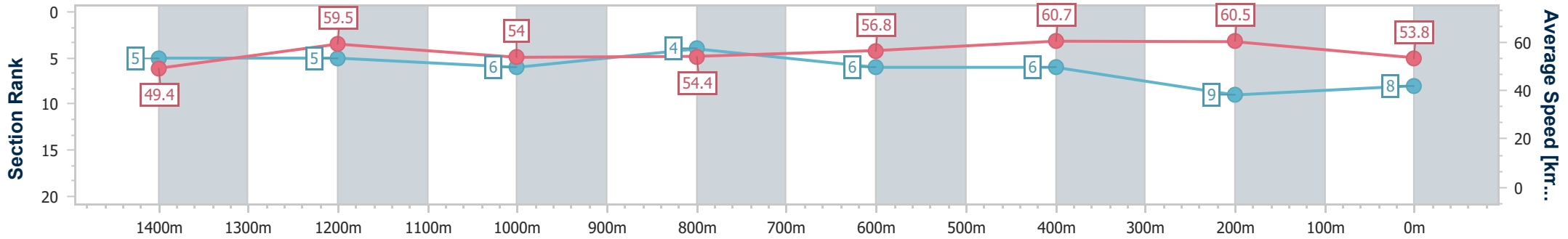
Race 1: TAB Maiden Plate - 1600m

14 April 2024 - 13:04



Track Rating: Soft 6, Weather: Fine, Rail Position: True

Section	Overall	1400m	1200m	1000m	800m	600m	400m	200m
Section Times	1:43.42 [8] (0:14.60)	1:28.82 [5] (0:12.13)	1:16.69 [5] (0:13.39)	1:03.30 [6] (0:13.25)	0:50.05 [4] (0:12.79)	0:37.26 [6] (0:11.95)	0:25.31 [6] (0:11.91)	0:13.40 [9] (0:13.40)
Average Speed [km/h]	49.4	59.5	54.0	54.4	56.8	60.7	60.5	53.8
Top Speed [km/h]	58.8	60.7	56.1	55.5	60.2	61.5	62.0	58.6
Avg. Dist. to Rail [m]	4.2	1.6	1.7	1.4	1.2	1.6	3.0	4.7
Avg. Stride Freq. [Hz]	2.1	2.2	2.1	2.0	2.1	2.2	2.2	2.1
Avg. Stride Length [m]	6.4	7.6	7.3	7.4	7.6	7.7	7.6	7.2



- [ ] Ranking at each section and finish
- .-.- No data available at this section
- NA No data available



Horse/Jockey Name	Almandez
Final Rank	9
Fastest Section Time (Section)	0:12.09 (600m)
Top Speed [km/h] (Section)	61.6 (600m)
Race State	Finished



### Sunshine Coast QLD Professional

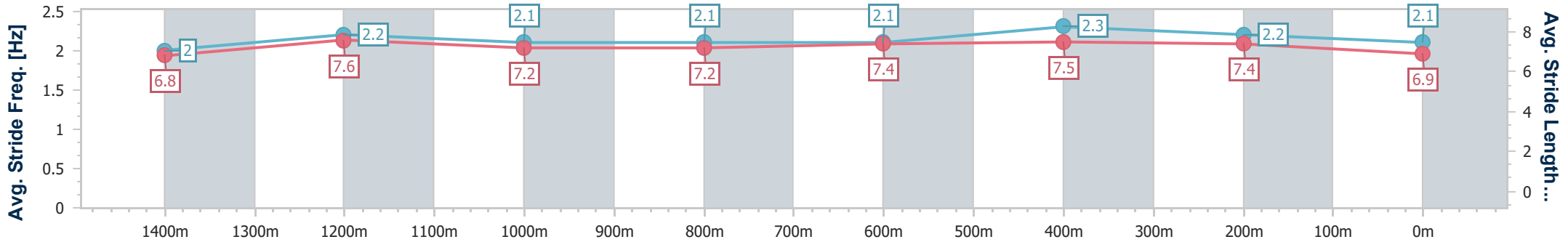
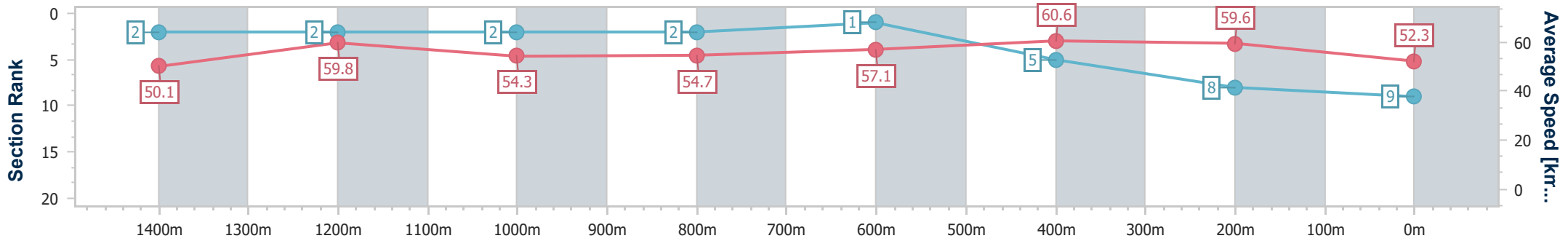
Race 1: TAB Maiden Plate - 1600m

14 April 2024 - 13:04



Track Rating: Soft 6, Weather: Fine, Rail Position: True

Section	Overall	1400m	1200m	1000m	800m	600m	400m	200m
Section Times	1:43.74 [9] (0:14.31)	1:29.43 [2] (0:12.19)	1:17.24 [2] (0:13.28)	1:03.96 [2] (0:13.28)	0:50.68 [2] (0:12.76)	0:37.92 [1] (0:12.09)	0:25.83 [5] (0:12.09)	0:13.74 [8] (0:13.74)
Average Speed [km/h]	50.1	59.8	54.3	54.7	57.1	60.6	59.6	52.3
Top Speed [km/h]	60.7	61.1	56.6	56.4	59.7	61.6	61.3	57.7
Avg. Dist. to Rail [m]	8.2	4.3	3.4	3.4	1.6	2.8	7.6	7.8
Avg. Stride Freq. [Hz]	2.0	2.2	2.1	2.1	2.1	2.3	2.2	2.1
Avg. Stride Length [m]	6.8	7.6	7.2	7.2	7.4	7.5	7.4	6.9



- [ ] Ranking at each section and finish
- .-.- No data available at this section
- NA No data available