



Townsville QLD Professional

Race 1: NORTHERN ENERGY GROUP BENCHMARK 70 Handicap - 1000m

13 April 2024 - 12:59



Track Rating: Good 4, Weather: Fine, Rail Position: +6m 1000m-W/Post; +1.5m Remainder

Section		Overall	800m	600m	400m	200m	Last 600m					
Field Times		0:55.90 (0:13.14)	0:42.76 (0:09.85)	0:32.91 (0:10.35)	0:22.56 (0:10.84)	0:11.72 (0:11.72)	0:32.91					
Rank	TAB Horse/Jockey	Barrier	Top Speed [km/h]	Fastest Section	Margin					Distance Travelled [m]		
1	4 CRYSTAL CHIEF Lacey Morrison	4	73.8 800m	0:09.79 800m	0:55.90 [1] (0:13.65)	0:42.25 [6] (0:09.79)	0:32.46 [5] (0:10.19)	0:22.27 [4] (0:10.83)	0:11.44 [4] (0:11.44)	0:55.90	0:32.46	
2	8 WANNA TWEET Isabella Teh	8	73.1 800m	0:09.85 800m	0:55.99 [2] (0:13.14)	0:42.85 [1] (0:09.85)	0:33.00 [1] (0:10.35)	0:22.65 [1] (0:10.84)	0:11.81 [1] (0:11.81)	0.09L	0:33.00	-5
3	6 DUSKY DAMSEL Gabrielle Semmens	6	73.4 800m	0:09.91 800m	0:56.00 [3] (0:13.42)	0:42.58 [4] (0:09.91)	0:32.67 [4] (0:10.35)	0:22.32 [5] (0:10.79)	0:11.53 [5] (0:11.53)	0.01L	0:32.67	-2
4	1 MORE THE MERRIER Nathan Day	1	73.1 800m	0:09.82 800m	0:56.17 [4] (0:13.32)	0:42.85 [2] (0:09.82)	0:33.03 [2] (0:10.32)	0:22.71 [3] (0:10.83)	0:11.88 [2] (0:11.88)	0.17L	0:33.03	-2
5	5 BEAUTY BOOM Adrian Layt	5	72.7 800m	0:09.96 800m	0:56.34 [5] (0:13.32)	0:43.02 [3] (0:09.96)	0:33.06 [3] (0:10.12)	0:22.94 [2] (0:10.98)	0:11.96 [3] (0:11.96)	0.17L	0:33.06	-3
6	3 TEMPO Luke Edwards	3	70.6 600m	0:10.12 600m	0:56.62 [6] (0:13.91)	0:42.71 [8] (0:10.24)	0:32.47 [8] (0:10.12)	0:22.35 [7] (0:10.77)	0:11.58 [7] (0:11.58)	0.28L	0:32.47	-7
7	2 GAMBOA Carl Spry	2	73.4 600m	0:09.97 800m	0:56.96 [7] (0:13.80)	0:43.16 [7] (0:09.97)	0:33.19 [7] (0:10.12)	0:23.07 [6] (0:10.82)	0:12.25 [6] (0:12.25)	0.34L	0:33.19	+0
8	7 BAY OF BENGAL Graham Kliese	7	72.7 Overall	0:10.13 800m	0:57.77 [8] (0:13.61)	0:44.16 [5] (0:10.13)	0:34.03 [6] (0:10.65)	0:23.38 [8] (0:11.13)	0:12.25 [8] (0:12.25)	0.81L	0:34.03	-3

[] Ranking at each section and finish
 -:-:- No data available at this section
 NA No data available

SCN Saddle cloth number
 DNF Did not finish
 DNT Did not track



Horse/Jockey Name	Crystal Chief
Final Rank	1
Fastest Section Time (Section)	0:09.79 (800m)
Top Speed [km/h] (Section)	73.8 (800m)
Race State	Finished



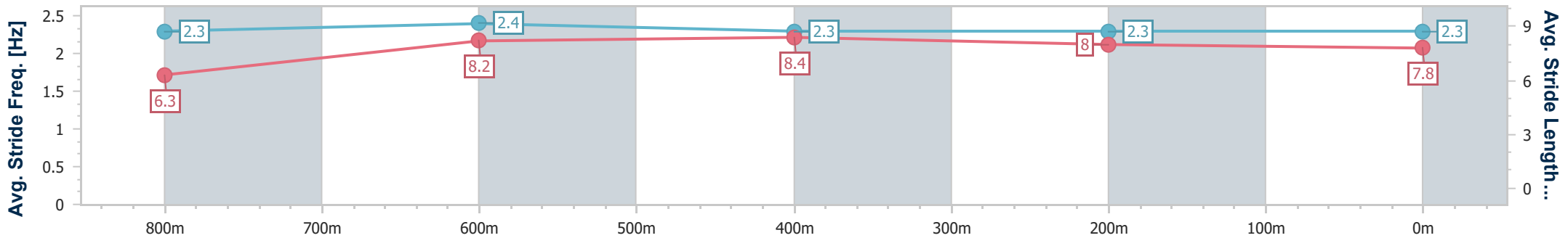
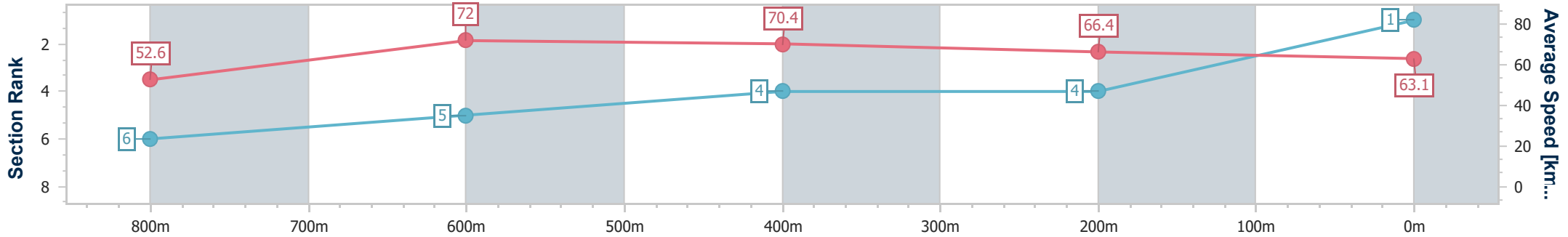
Townsville QLD Professional
Race 1: NORTHERN ENERGY GROUP BENCHMARK 70
Handicap - 1000m

13 April 2024 - 12:59

Track Rating: Good 4, Weather: Fine, Rail Position: +6m 1000m-
W/Post; +1.5m Remainder



Section	Overall	800m	600m	400m	200m
Section Times	0:55.90 [1] (0:13.65)	0:42.25 [6] (0:09.79)	0:32.46 [5] (0:10.19)	0:22.27 [4] (0:10.83)	0:11.44 [4] (0:11.44)
Average Speed [km/h]	52.6	72.0	70.4	66.4	63.1
Top Speed [km/h]	72.0	73.8	72.9	68.8	64.8
Avg. Dist. to Rail [m]	8.0	1.6	0.7	1.8	3.7
Avg. Stride Freq. [Hz]	2.3	2.4	2.3	2.3	2.3
Avg. Stride Length [m]	6.3	8.2	8.4	8.0	7.8



- [] Ranking at each section and finish
- .-.- No data available at this section
- NA No data available



Horse/Jockey Name	Wanna Tweet
Final Rank	2
Fastest Section Time (Section)	0:09.85 (800m)
Top Speed [km/h] (Section)	73.1 (800m)
Race State	Finished



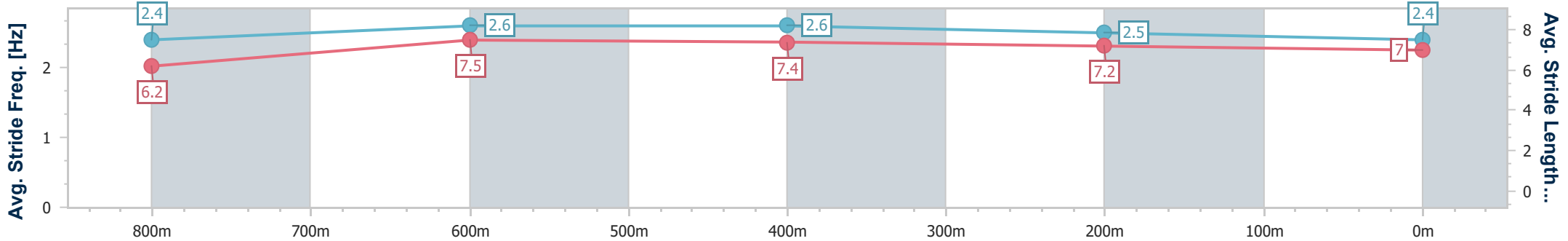
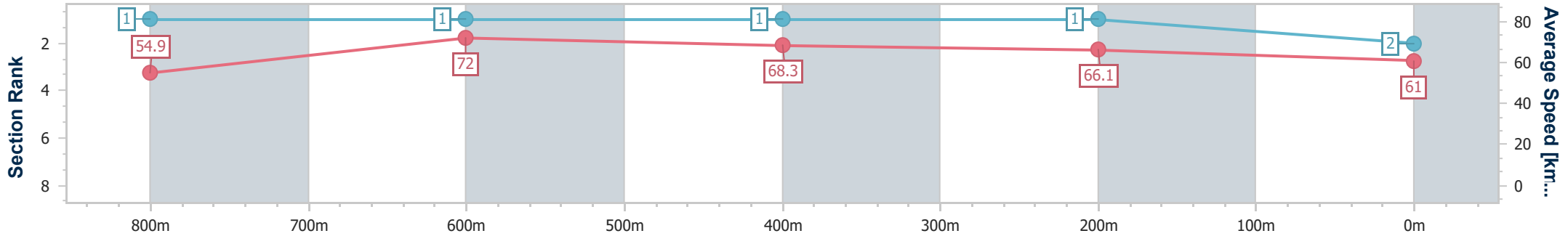
Townsville QLD Professional
Race 1: NORTHERN ENERGY GROUP BENCHMARK 70
Handicap - 1000m

13 April 2024 - 12:59

Track Rating: Good 4, Weather: Fine, Rail Position: +6m 1000m-
W/Post; +1.5m Remainder



Section	Overall	800m	600m	400m	200m
Section Times	0:55.99 [2] (0:13.14)	0:42.85 [1] (0:09.85)	0:33.00 [1] (0:10.35)	0:22.65 [1] (0:10.84)	0:11.81 [1] (0:11.81)
Average Speed [km/h]	54.9	72.0	68.3	66.1	61.0
Top Speed [km/h]	72.4	73.1	70.9	68.0	65.8
Avg. Dist. to Rail [m]	3.4	1.8	3.0	2.6	1.4
Avg. Stride Freq. [Hz]	2.4	2.6	2.6	2.5	2.4
Avg. Stride Length [m]	6.2	7.5	7.4	7.2	7.0



- [] Ranking at each section and finish
- .-.- No data available at this section
- NA No data available



Horse/Jockey Name	Dusky Damsel
Final Rank	3
Fastest Section Time (Section)	0:09.91 (800m)
Top Speed [km/h] (Section)	73.4 (800m)
Race State	Finished



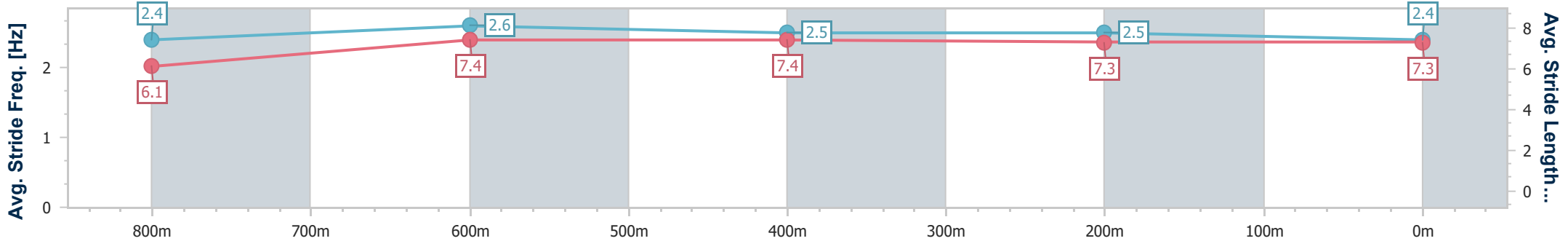
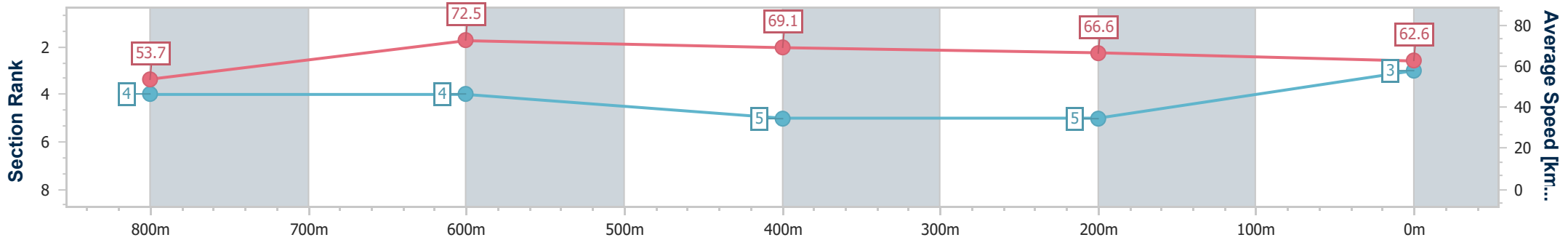
Townsville QLD Professional
Race 1: NORTHERN ENERGY GROUP BENCHMARK 70
Handicap - 1000m

13 April 2024 - 12:59

Track Rating: Good 4, Weather: Fine, Rail Position: +6m 1000m-
W/Post; +1.5m Remainder



Section	Overall	800m	600m	400m	200m
Section Times	0:56.00 [3] (0:13.42)	0:42.58 [4] (0:09.91)	0:32.67 [4] (0:10.35)	0:22.32 [5] (0:10.79)	0:11.53 [5] (0:11.53)
Average Speed [km/h]	53.7	72.5	69.1	66.6	62.6
Top Speed [km/h]	72.6	73.4	72.8	68.5	65.4
Avg. Dist. to Rail [m]	5.2	1.7	1.5	0.8	2.1
Avg. Stride Freq. [Hz]	2.4	2.6	2.5	2.5	2.4
Avg. Stride Length [m]	6.1	7.4	7.4	7.3	7.3



- [] Ranking at each section and finish
- .-.- No data available at this section
- NA No data available



Horse/Jockey Name	More The Merrier
Final Rank	4
Fastest Section Time (Section)	0:09.82 (800m)
Top Speed [km/h] (Section)	73.1 (800m)
Race State	Finished

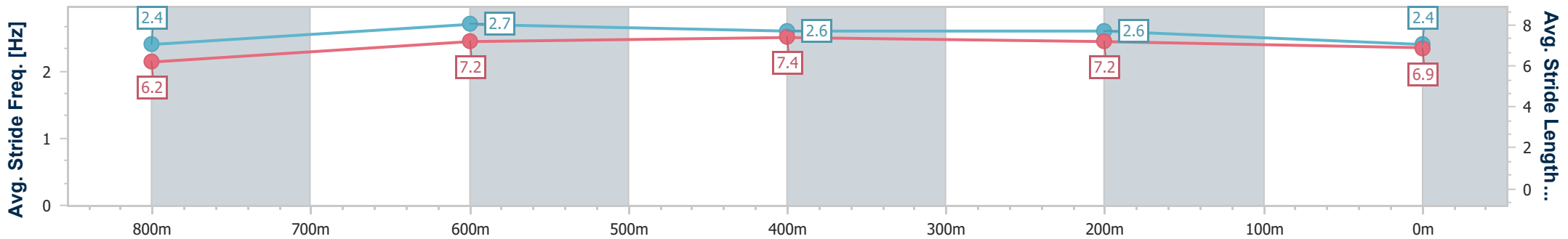
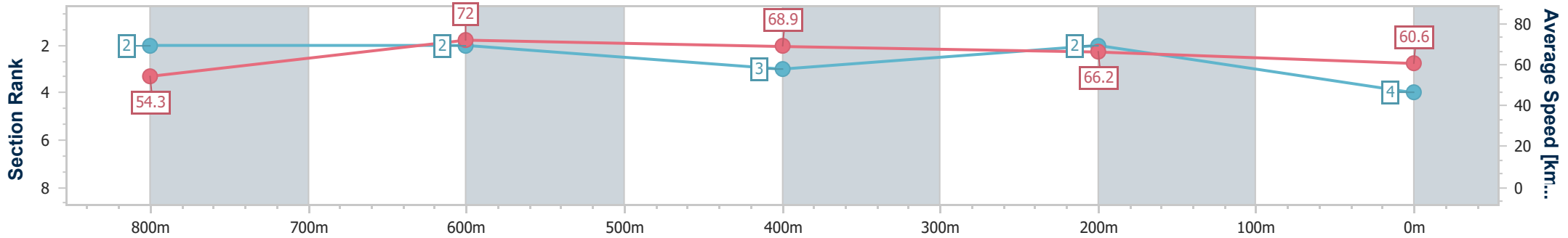


Townsville QLD Professional
 Race 1: NORTHERN ENERGY GROUP BENCHMARK 70
 Handicap - 1000m



13 April 2024 - 12:59
 Track Rating: Good 4, Weather: Fine, Rail Position: +6m 1000m-
 W/Post; +1.5m Remainder

Section	Overall	800m	600m	400m	200m
Section Times	0:56.17 [4] (0:13.32)	0:42.85 [2] (0:09.82)	0:33.03 [2] (0:10.32)	0:22.71 [3] (0:10.83)	0:11.88 [2] (0:11.88)
Average Speed [km/h]	54.3	72.0	68.9	66.2	60.6
Top Speed [km/h]	72.0	73.1	72.5	67.2	64.2
Avg. Dist. to Rail [m]	4.0	1.9	2.4	1.7	0.8
Avg. Stride Freq. [Hz]	2.4	2.7	2.6	2.6	2.4
Avg. Stride Length [m]	6.2	7.2	7.4	7.2	6.9



- [] Ranking at each section and finish
- .-.- No data available at this section
- NA No data available



Horse/Jockey Name	Beauty Boom
Final Rank	5
Fastest Section Time (Section)	0:09.96 (800m)
Top Speed [km/h] (Section)	72.7 (800m)
Race State	Finished



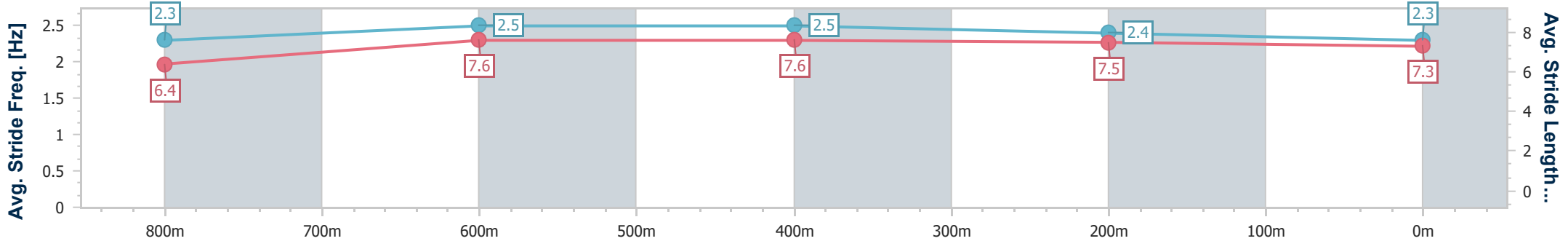
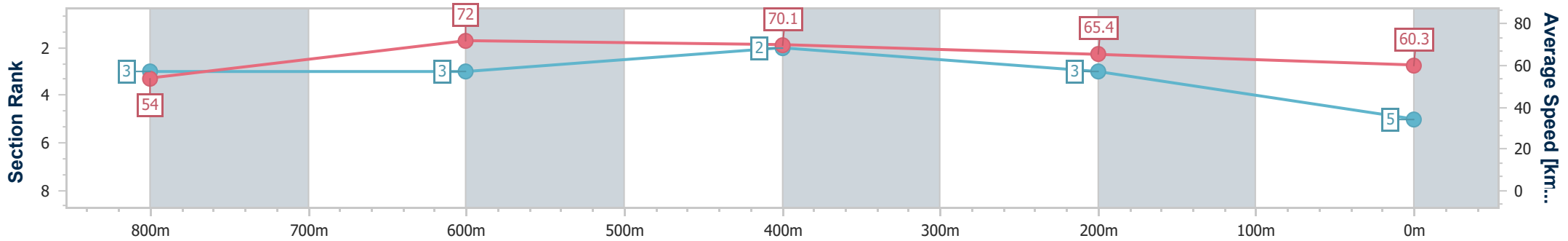
Townsville QLD Professional
Race 1: NORTHERN ENERGY GROUP BENCHMARK 70
Handicap - 1000m

13 April 2024 - 12:59

Track Rating: Good 4, Weather: Fine, Rail Position: +6m 1000m-
W/Post; +1.5m Remainder



Section	Overall	800m	600m	400m	200m
Section Times	0:56.34 [5] (0:13.32)	0:43.02 [3] (0:09.96)	0:33.06 [3] (0:10.12)	0:22.94 [2] (0:10.98)	0:11.96 [3] (0:11.96)
Average Speed [km/h]	54.0	72.0	70.1	65.4	60.3
Top Speed [km/h]	72.0	72.7	72.2	68.0	63.3
Avg. Dist. to Rail [m]	8.0	1.8	2.5	1.7	1.3
Avg. Stride Freq. [Hz]	2.3	2.5	2.5	2.4	2.3
Avg. Stride Length [m]	6.4	7.6	7.6	7.5	7.3



- [] Ranking at each section and finish
- .-.- No data available at this section
- NA No data available



Horse/Jockey Name	Tempo
Final Rank	6
Fastest Section Time (Section)	0:10.12 (600m)
Top Speed [km/h] (Section)	70.6 (600m)
Race State	Finished



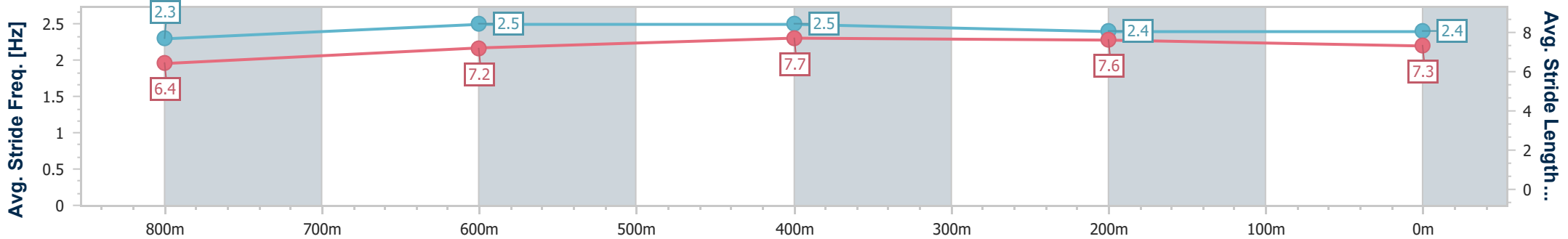
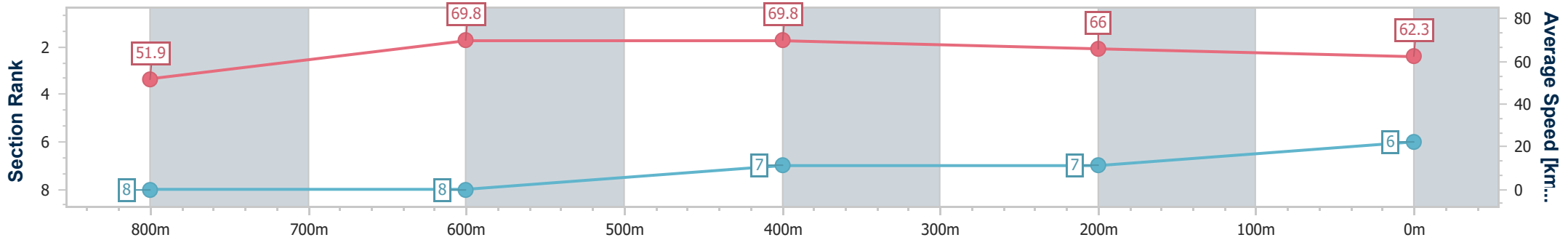
Townsville QLD Professional
Race 1: NORTHERN ENERGY GROUP BENCHMARK 70
Handicap - 1000m

13 April 2024 - 12:59

Track Rating: Good 4, Weather: Fine, Rail Position: +6m 1000m-
W/Post; +1.5m Remainder



Section	Overall	800m	600m	400m	200m
Section Times	0:56.62 [6] (0:13.91)	0:42.71 [8] (0:10.24)	0:32.47 [8] (0:10.12)	0:22.35 [7] (0:10.77)	0:11.58 [7] (0:11.58)
Average Speed [km/h]	51.9	69.8	69.8	66.0	62.3
Top Speed [km/h]	70.1	70.6	70.6	67.5	65.5
Avg. Dist. to Rail [m]	4.1	2.2	4.8	5.0	3.5
Avg. Stride Freq. [Hz]	2.3	2.5	2.5	2.4	2.4
Avg. Stride Length [m]	6.4	7.2	7.7	7.6	7.3



- [] Ranking at each section and finish
- .-.- No data available at this section
- NA No data available



Horse/Jockey Name	Gamboa
Final Rank	7
Fastest Section Time (Section)	0:09.97 (800m)
Top Speed [km/h] (Section)	73.4 (600m)
Race State	Finished



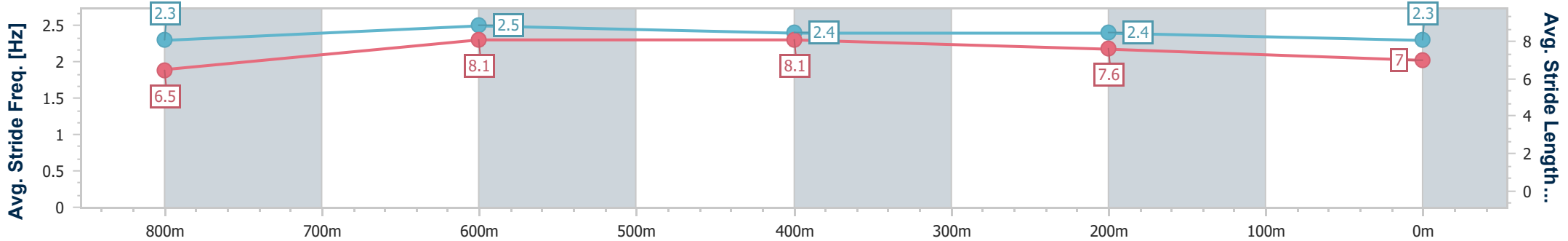
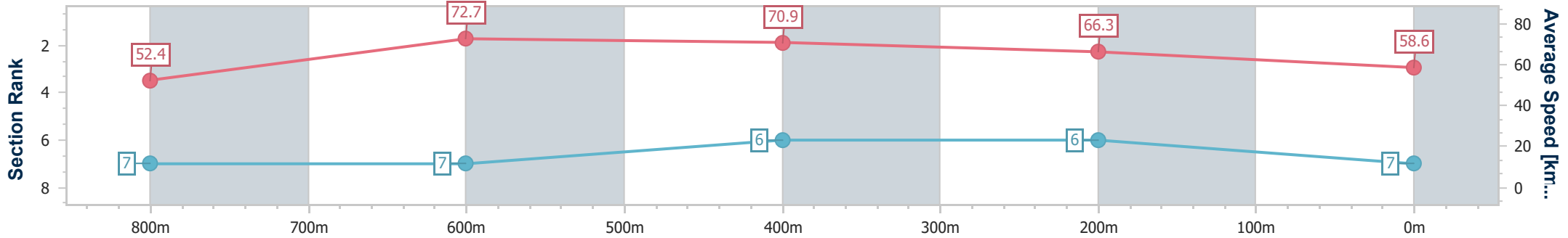
Townsville QLD Professional
Race 1: NORTHERN ENERGY GROUP BENCHMARK 70
Handicap - 1000m

13 April 2024 - 12:59

Track Rating: Good 4, Weather: Fine, Rail Position: +6m 1000m-
W/Post; +1.5m Remainder



Section	Overall	800m	600m	400m	200m
Section Times	0:56.96 [7] (0:13.80)	0:43.16 [7] (0:09.97)	0:33.19 [7] (0:10.12)	0:23.07 [6] (0:10.82)	0:12.25 [6] (0:12.25)
Average Speed [km/h]	52.4	72.7	70.9	66.3	58.6
Top Speed [km/h]	64.4	73.3	73.4	71.2	66.9
Avg. Dist. to Rail [m]	7.9	1.8	1.8	1.9	2.2
Avg. Stride Freq. [Hz]	2.3	2.5	2.4	2.4	2.3
Avg. Stride Length [m]	6.5	8.1	8.1	7.6	7.0



- [] Ranking at each section and finish
- .-.- No data available at this section
- NA No data available



Horse/Jockey Name	Bay Of Bengal
Final Rank	8
Fastest Section Time (Section)	0:10.13 (800m)
Top Speed [km/h] (Section)	72.7 (Overall)
Race State	Finished



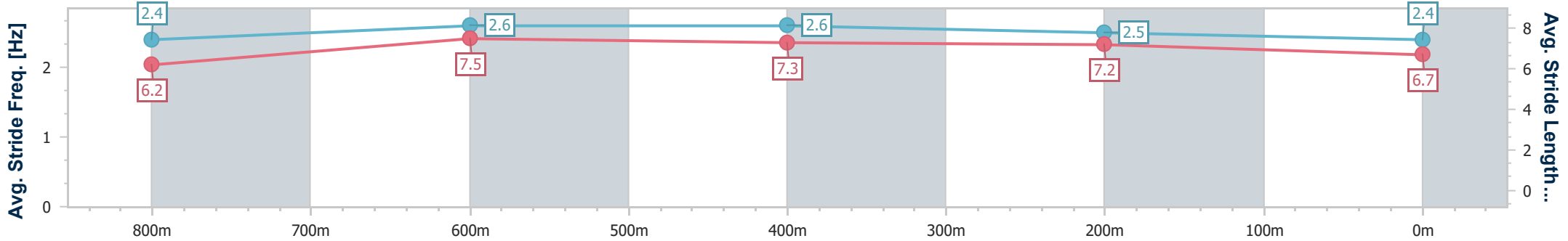
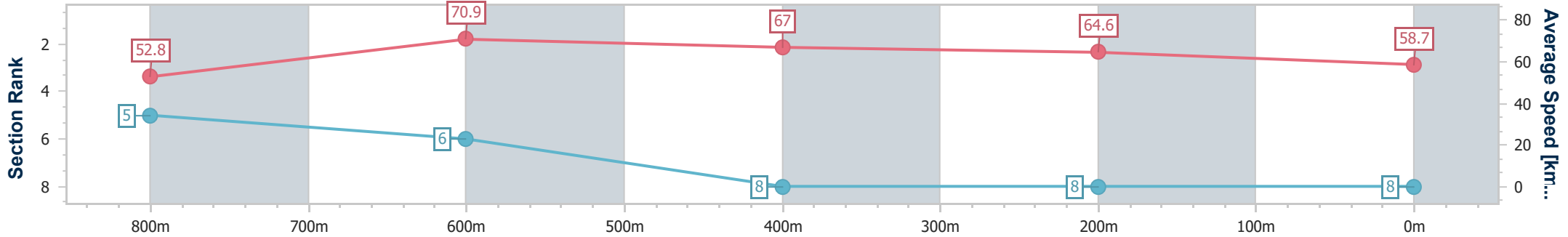
Townsville QLD Professional
Race 1: NORTHERN ENERGY GROUP BENCHMARK 70
Handicap - 1000m

13 April 2024 - 12:59

Track Rating: Good 4, Weather: Fine, Rail Position: +6m 1000m-
W/Post; +1.5m Remainder



Section	Overall	800m	600m	400m	200m
Section Times	0:57.77 [8] (0:13.61)	0:44.16 [5] (0:10.13)	0:34.03 [6] (0:10.65)	0:23.38 [8] (0:11.13)	0:12.25 [8] (0:12.25)
Average Speed [km/h]	52.8	70.9	67.0	64.6	58.7
Top Speed [km/h]	72.7	72.7	70.8	66.0	63.4
Avg. Dist. to Rail [m]	6.0	1.6	2.1	1.2	0.5
Avg. Stride Freq. [Hz]	2.4	2.6	2.6	2.5	2.4
Avg. Stride Length [m]	6.2	7.5	7.3	7.2	6.7



- [] Ranking at each section and finish
- .-.- No data available at this section
- NA No data available