



Townsville QLD Professional

Race 1: NORTHERN ENERGY GROUP BENCHMARK 70 Handicap - 1000m

13 April 2024 - 12:59



Track Rating: Good 4, Weather: Fine, Rail Position: +6m 1000m-W/Post; +1.5m Remainder

Section				Overall	800m	600m	400m	200m	Last 600m		
Field Times				0:55.90 (0:13.14)	0:42.76 (0:09.85)	0:32.91 (0:10.35)	0:22.56 (0:10.84)	0:11.72 (0:11.72)	0:32.91		
Rank	TAB Horse/Jockey	Barrier	Top Speed [km/h]	Fastest Section					Margin	Distance Travelled [m]	
1	4 CRYSTAL CHIEF Lacey Morrison	4	73.8 800m	0:09.79 800m	0:55.90 [1] (0:13.65)	0:42.25 [6] (0:09.79)	0:32.46 [5] (0:10.19)	0:22.27 [4] (0:10.83)	0:11.44 [4] (0:11.44)	0:55.90	0:32.46
2	8 WANNA TWEET Isabella Teh	8	73.1 800m	0:09.85 800m	0:55.99 [2] (0:13.14)	0:42.85 [1] (0:09.85)	0:33.00 [1] (0:10.35)	0:22.65 [1] (0:10.84)	0:11.81 [1] (0:11.81)	0.09L	0:33.00 -5
3	6 DUSKY DAMSEL Gabrielle Semmens	6	73.4 800m	0:09.91 800m	0:56.00 [3] (0:13.42)	0:42.58 [4] (0:09.91)	0:32.67 [4] (0:10.35)	0:22.32 [5] (0:10.79)	0:11.53 [5] (0:11.53)	0.01L	0:32.67 -2
4	1 MORE THE MERRIER Nathan Day	1	73.1 800m	0:09.82 800m	0:56.17 [4] (0:13.32)	0:42.85 [2] (0:09.82)	0:33.03 [2] (0:10.32)	0:22.71 [3] (0:10.83)	0:11.88 [2] (0:11.88)	0.17L	0:33.03 -2
5	5 BEAUTY BOOM Adrian Layt	5	72.7 800m	0:09.96 800m	0:56.34 [5] (0:13.32)	0:43.02 [3] (0:09.96)	0:33.06 [3] (0:10.12)	0:22.94 [2] (0:10.98)	0:11.96 [3] (0:11.96)	0.17L	0:33.06 -3
6	3 TEMPO Luke Edwards	3	70.6 600m	0:10.12 600m	0:56.62 [6] (0:13.91)	0:42.71 [8] (0:10.24)	0:32.47 [8] (0:10.12)	0:22.35 [7] (0:10.77)	0:11.58 [7] (0:11.58)	0.28L	0:32.47 -7
7	2 GAMBOA Carl Spry	2	73.4 600m	0:09.97 800m	0:56.96 [7] (0:13.80)	0:43.16 [7] (0:09.97)	0:33.19 [7] (0:10.12)	0:23.07 [6] (0:10.82)	0:12.25 [6] (0:12.25)	0.34L	0:33.19 +0
8	7 BAY OF BENGAL Graham Kliese	7	72.7 Overall	0:10.13 800m	0:57.77 [8] (0:13.61)	0:44.16 [5] (0:10.13)	0:34.03 [6] (0:10.65)	0:23.38 [8] (0:11.13)	0:12.25 [8] (0:12.25)	0.81L	0:34.03 -3



Horse/Jockey Name	Crystal Chief
Final Rank	1
Fastest Section Time (Section)	0:09.79 (800m)
Top Speed [km/h] (Section)	73.8 (800m)
Race State	Finished



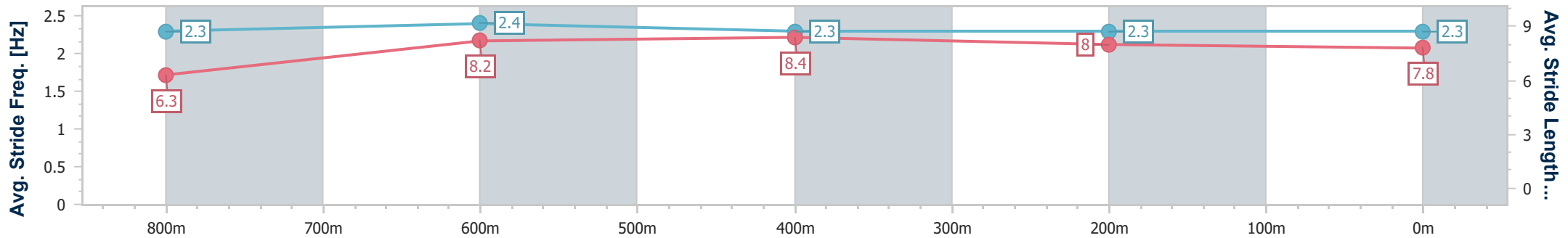
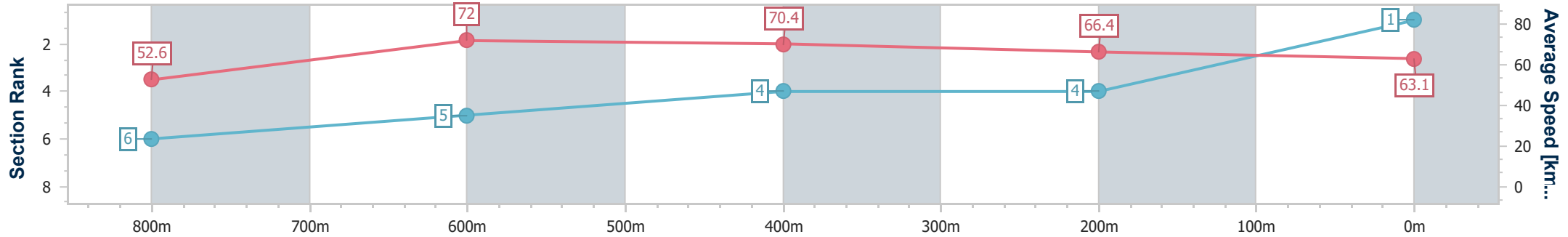
Townsville QLD Professional
Race 1: NORTHERN ENERGY GROUP BENCHMARK 70
Handicap - 1000m

13 April 2024 - 12:59

Track Rating: Good 4, Weather: Fine, Rail Position: +6m 1000m-
W/Post; +1.5m Remainder



Section	Overall	800m	600m	400m	200m
Section Times	0:55.90 [1] (0:13.65)	0:42.25 [6] (0:09.79)	0:32.46 [5] (0:10.19)	0:22.27 [4] (0:10.83)	0:11.44 [4] (0:11.44)
Average Speed [km/h]	52.6	72.0	70.4	66.4	63.1
Top Speed [km/h]	72.0	73.8	72.9	68.8	64.8
Avg. Dist. to Rail [m]	8.0	1.6	0.7	1.8	3.7
Avg. Stride Freq. [Hz]	2.3	2.4	2.3	2.3	2.3
Avg. Stride Length [m]	6.3	8.2	8.4	8.0	7.8



- [] Ranking at each section and finish
- .-.- No data available at this section
- NA No data available



Horse/Jockey Name	Wanna Tweet
Final Rank	2
Fastest Section Time (Section)	0:09.85 (800m)
Top Speed [km/h] (Section)	73.1 (800m)
Race State	Finished



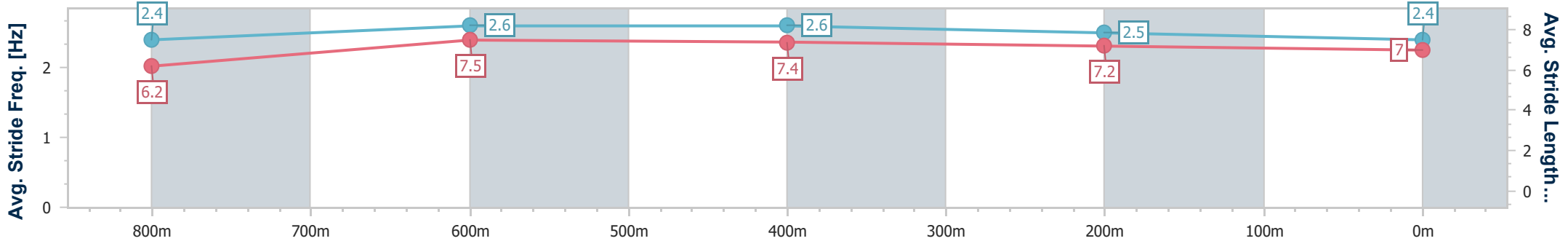
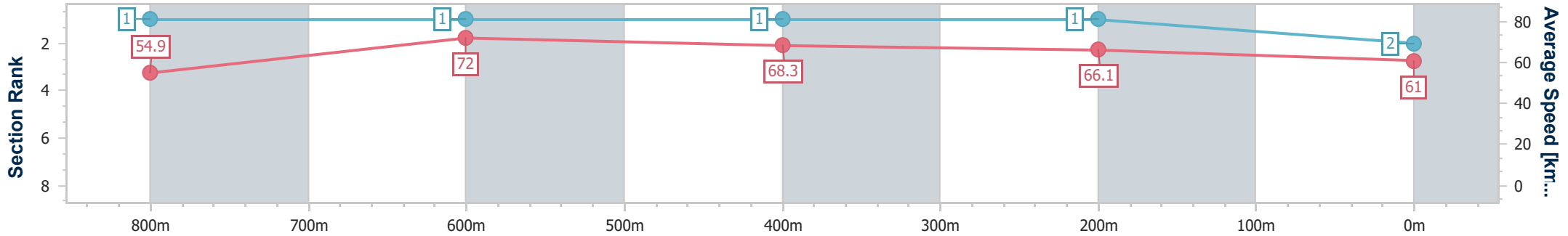
Townsville QLD Professional
Race 1: NORTHERN ENERGY GROUP BENCHMARK 70
Handicap - 1000m

13 April 2024 - 12:59

Track Rating: Good 4, Weather: Fine, Rail Position: +6m 1000m-
W/Post; +1.5m Remainder



Section	Overall	800m	600m	400m	200m
Section Times	0:55.99 [2] (0:13.14)	0:42.85 [1] (0:09.85)	0:33.00 [1] (0:10.35)	0:22.65 [1] (0:10.84)	0:11.81 [1] (0:11.81)
Average Speed [km/h]	54.9	72.0	68.3	66.1	61.0
Top Speed [km/h]	72.4	73.1	70.9	68.0	65.8
Avg. Dist. to Rail [m]	3.4	1.8	3.0	2.6	1.4
Avg. Stride Freq. [Hz]	2.4	2.6	2.6	2.5	2.4
Avg. Stride Length [m]	6.2	7.5	7.4	7.2	7.0



- [] Ranking at each section and finish
- .-.- No data available at this section
- NA No data available



Horse/Jockey Name	Dusky Damsel
Final Rank	3
Fastest Section Time (Section)	0:09.91 (800m)
Top Speed [km/h] (Section)	73.4 (800m)
Race State	Finished



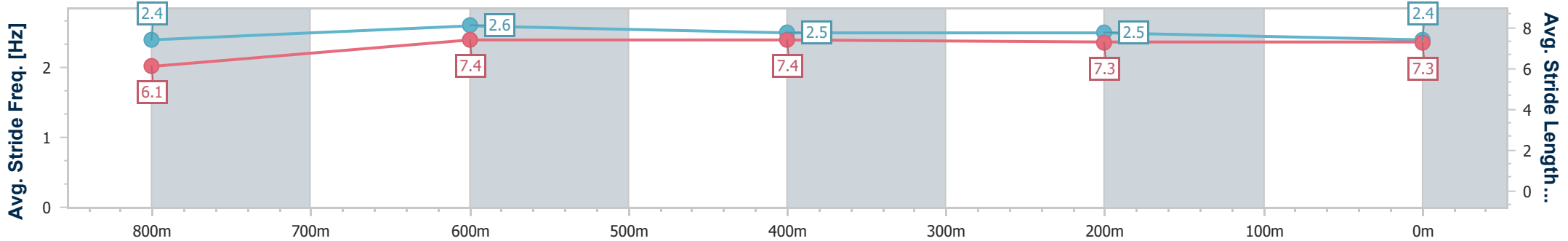
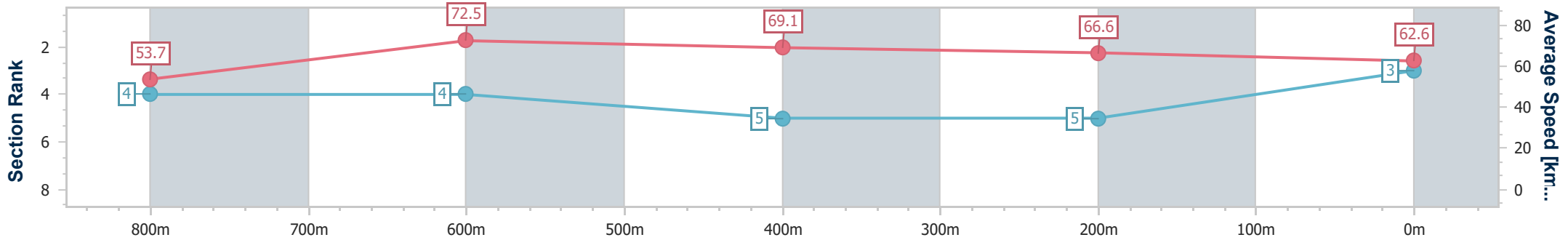
Townsville QLD Professional
Race 1: NORTHERN ENERGY GROUP BENCHMARK 70
Handicap - 1000m

13 April 2024 - 12:59

Track Rating: Good 4, Weather: Fine, Rail Position: +6m 1000m-
W/Post; +1.5m Remainder



Section	Overall	800m	600m	400m	200m
Section Times	0:56.00 [3] (0:13.42)	0:42.58 [4] (0:09.91)	0:32.67 [4] (0:10.35)	0:22.32 [5] (0:10.79)	0:11.53 [5] (0:11.53)
Average Speed [km/h]	53.7	72.5	69.1	66.6	62.6
Top Speed [km/h]	72.6	73.4	72.8	68.5	65.4
Avg. Dist. to Rail [m]	5.2	1.7	1.5	0.8	2.1
Avg. Stride Freq. [Hz]	2.4	2.6	2.5	2.5	2.4
Avg. Stride Length [m]	6.1	7.4	7.4	7.3	7.3



- [] Ranking at each section and finish
- .-.- No data available at this section
- NA No data available



Horse/Jockey Name	More The Merrier
Final Rank	4
Fastest Section Time (Section)	0:09.82 (800m)
Top Speed [km/h] (Section)	73.1 (800m)
Race State	Finished



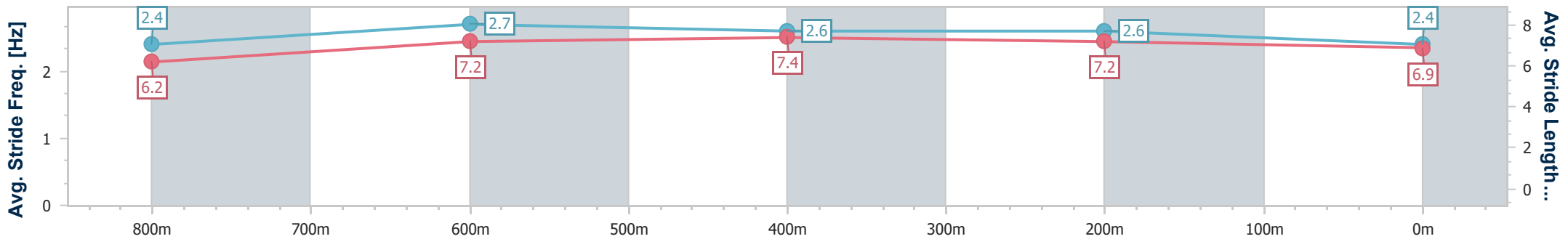
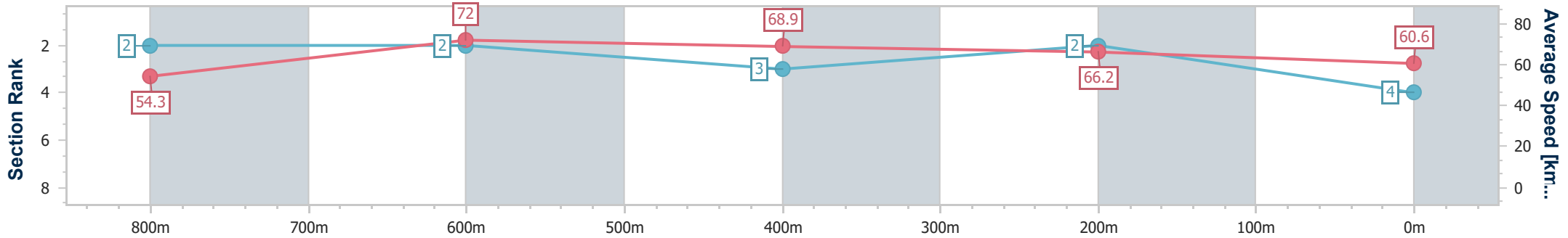
Townsville QLD Professional
Race 1: NORTHERN ENERGY GROUP BENCHMARK 70
Handicap - 1000m

13 April 2024 - 12:59

Track Rating: Good 4, Weather: Fine, Rail Position: +6m 1000m-
W/Post; +1.5m Remainder



Section	Overall	800m	600m	400m	200m
Section Times	0:56.17 [4] (0:13.32)	0:42.85 [2] (0:09.82)	0:33.03 [2] (0:10.32)	0:22.71 [3] (0:10.83)	0:11.88 [2] (0:11.88)
Average Speed [km/h]	54.3	72.0	68.9	66.2	60.6
Top Speed [km/h]	72.0	73.1	72.5	67.2	64.2
Avg. Dist. to Rail [m]	4.0	1.9	2.4	1.7	0.8
Avg. Stride Freq. [Hz]	2.4	2.7	2.6	2.6	2.4
Avg. Stride Length [m]	6.2	7.2	7.4	7.2	6.9



- [] Ranking at each section and finish
- .-.- No data available at this section
- NA No data available



Horse/Jockey Name	Beauty Boom
Final Rank	5
Fastest Section Time (Section)	0:09.96 (800m)
Top Speed [km/h] (Section)	72.7 (800m)
Race State	Finished



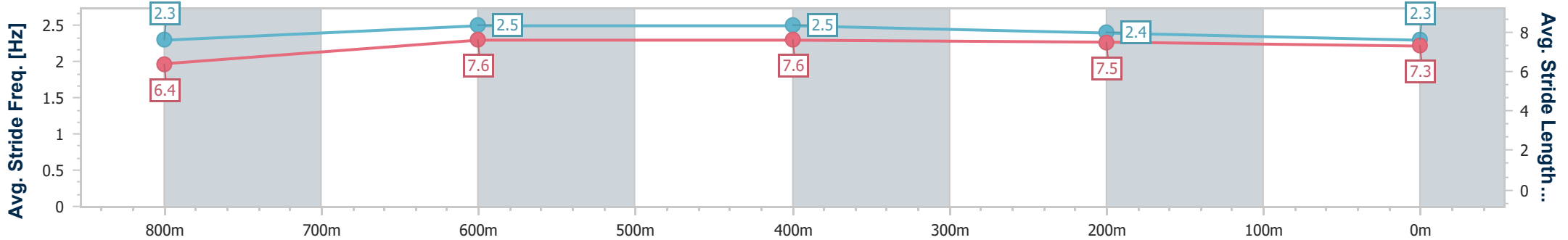
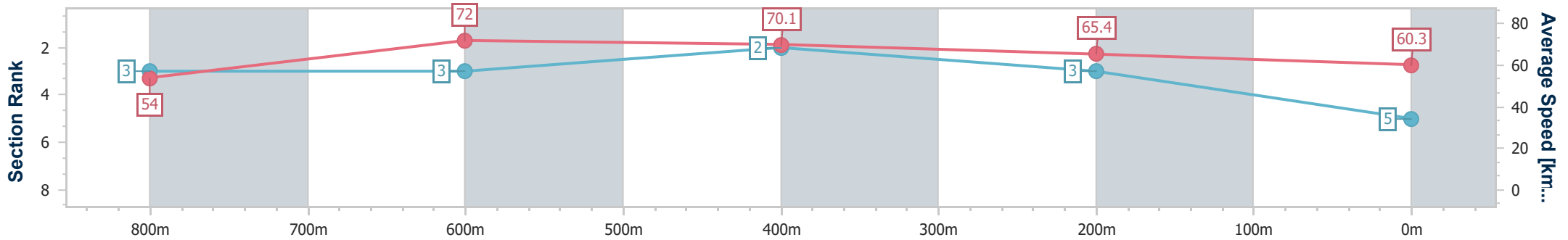
Townsville QLD Professional
Race 1: NORTHERN ENERGY GROUP BENCHMARK 70
Handicap - 1000m

13 April 2024 - 12:59

Track Rating: Good 4, Weather: Fine, Rail Position: +6m 1000m-
W/Post; +1.5m Remainder



Section	Overall	800m	600m	400m	200m
Section Times	0:56.34 [5] (0:13.32)	0:43.02 [3] (0:09.96)	0:33.06 [3] (0:10.12)	0:22.94 [2] (0:10.98)	0:11.96 [3] (0:11.96)
Average Speed [km/h]	54.0	72.0	70.1	65.4	60.3
Top Speed [km/h]	72.0	72.7	72.2	68.0	63.3
Avg. Dist. to Rail [m]	8.0	1.8	2.5	1.7	1.3
Avg. Stride Freq. [Hz]	2.3	2.5	2.5	2.4	2.3
Avg. Stride Length [m]	6.4	7.6	7.6	7.5	7.3



- [] Ranking at each section and finish
- .-.- No data available at this section
- NA No data available



Horse/Jockey Name	Tempo
Final Rank	6
Fastest Section Time (Section)	0:10.12 (600m)
Top Speed [km/h] (Section)	70.6 (600m)
Race State	Finished



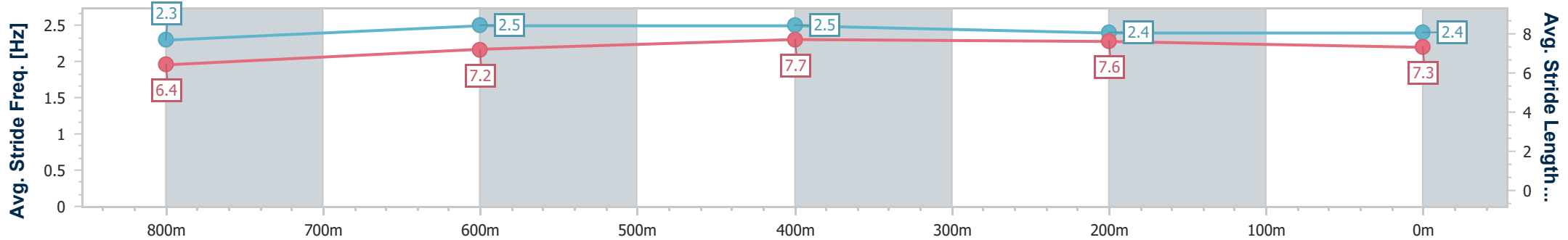
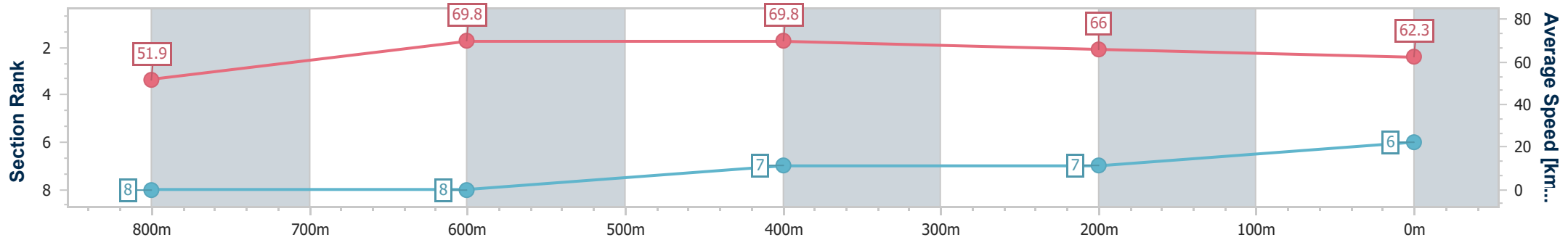
Townsville QLD Professional
Race 1: NORTHERN ENERGY GROUP BENCHMARK 70
Handicap - 1000m

13 April 2024 - 12:59

Track Rating: Good 4, Weather: Fine, Rail Position: +6m 1000m-
W/Post; +1.5m Remainder



Section	Overall	800m	600m	400m	200m
Section Times	0:56.62 [6] (0:13.91)	0:42.71 [8] (0:10.24)	0:32.47 [8] (0:10.12)	0:22.35 [7] (0:10.77)	0:11.58 [7] (0:11.58)
Average Speed [km/h]	51.9	69.8	69.8	66.0	62.3
Top Speed [km/h]	70.1	70.6	70.6	67.5	65.5
Avg. Dist. to Rail [m]	4.1	2.2	4.8	5.0	3.5
Avg. Stride Freq. [Hz]	2.3	2.5	2.5	2.4	2.4
Avg. Stride Length [m]	6.4	7.2	7.7	7.6	7.3



- [] Ranking at each section and finish
- .-.- No data available at this section
- NA No data available



Horse/Jockey Name	Gamboa
Final Rank	7
Fastest Section Time (Section)	0:09.97 (800m)
Top Speed [km/h] (Section)	73.4 (600m)
Race State	Finished



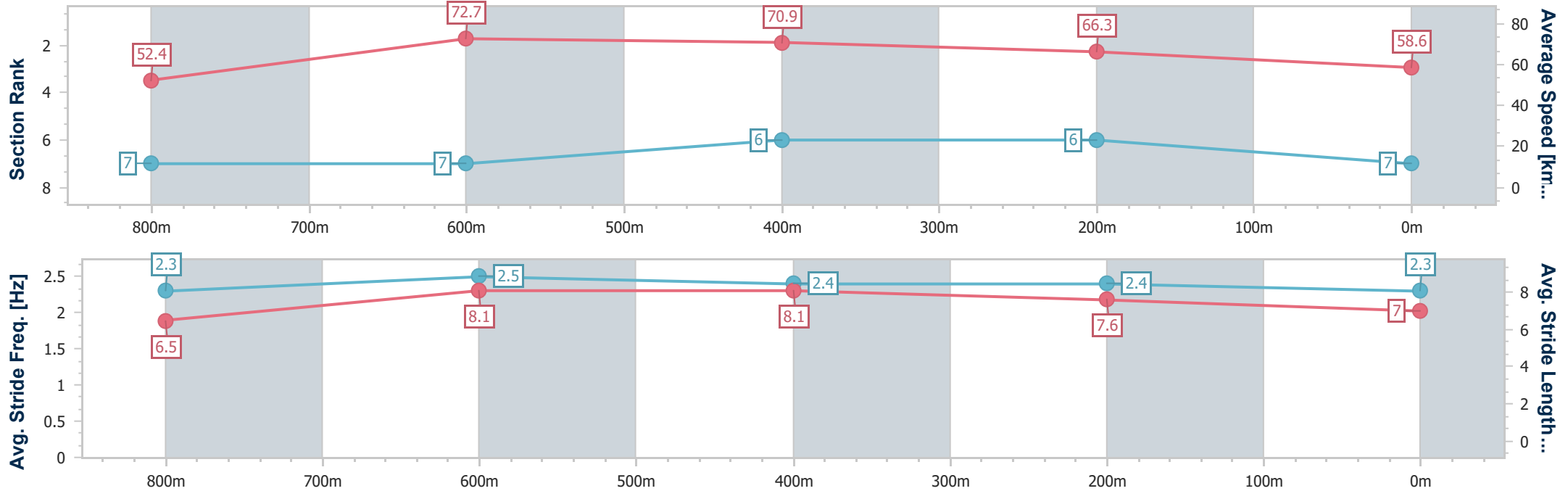
Townsville QLD Professional
Race 1: NORTHERN ENERGY GROUP BENCHMARK 70
Handicap - 1000m

13 April 2024 - 12:59

Track Rating: Good 4, Weather: Fine, Rail Position: +6m 1000m-
W/Post; +1.5m Remainder



Section	Overall	800m	600m	400m	200m
Section Times	0:56.96 [7] (0:13.80)	0:43.16 [7] (0:09.97)	0:33.19 [7] (0:10.12)	0:23.07 [6] (0:10.82)	0:12.25 [6] (0:12.25)
Average Speed [km/h]	52.4	72.7	70.9	66.3	58.6
Top Speed [km/h]	64.4	73.3	73.4	71.2	66.9
Avg. Dist. to Rail [m]	7.9	1.8	1.8	1.9	2.2
Avg. Stride Freq. [Hz]	2.3	2.5	2.4	2.4	2.3
Avg. Stride Length [m]	6.5	8.1	8.1	7.6	7.0



- [] Ranking at each section and finish
- .-.- No data available at this section
- NA No data available



Horse/Jockey Name	Bay Of Bengal
Final Rank	8
Fastest Section Time (Section)	0:10.13 (800m)
Top Speed [km/h] (Section)	72.7 (Overall)
Race State	Finished

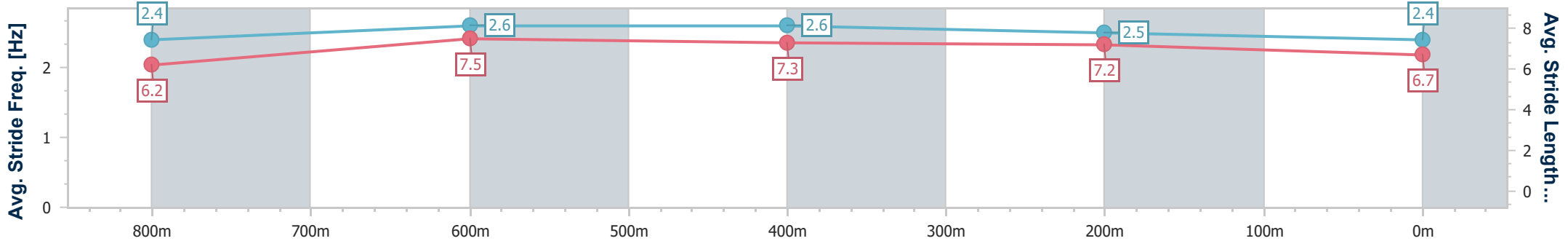
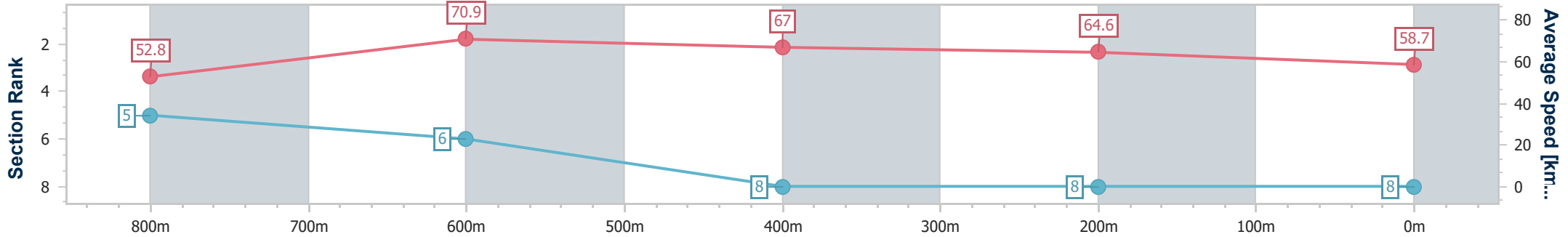


Townsville QLD Professional
Race 1: NORTHERN ENERGY GROUP BENCHMARK 70
Handicap - 1000m



13 April 2024 - 12:59
Track Rating: Good 4, Weather: Fine, Rail Position: +6m 1000m-
W/Post; +1.5m Remainder

Section	Overall	800m	600m	400m	200m
Section Times	0:57.77 [8] (0:13.61)	0:44.16 [5] (0:10.13)	0:34.03 [6] (0:10.65)	0:23.38 [8] (0:11.13)	0:12.25 [8] (0:12.25)
Average Speed [km/h]	52.8	70.9	67.0	64.6	58.7
Top Speed [km/h]	72.7	72.7	70.8	66.0	63.4
Avg. Dist. to Rail [m]	6.0	1.6	2.1	1.2	0.5
Avg. Stride Freq. [Hz]	2.4	2.6	2.6	2.5	2.4
Avg. Stride Length [m]	6.2	7.5	7.3	7.2	6.7



- [] Ranking at each section and finish
- .-.- No data available at this section
- NA No data available



Townsville QLD Professional

Race 2: TOP SHELF TRAINING BENCHMARK 55 Handicap - 1400m

13 April 2024 - 13:35



Track Rating: Good 4, Weather: Fine, Rail Position: +6m 1000m-W/Post; +1.5m Remainder

Section		Overall	1200m	1000m	800m	600m	400m	Last 600m				
Field Times		1:23.70 (0:14.56)	1:09.14 (0:10.68)	0:58.46 (0:11.39)	0:47.07 (0:11.41)	0:35.66 (0:11.52)	0:24.14 (0:11.76)	0:35.66				
Rank	TAB Horse/Jockey	Barrier	Top Speed [km/h]	Fastest Section							Distance Travelled [m]	
1	4 TALONS Carl Spry	4	66.4 1200m	0:11.00 1200m	1:23.70 [1] (0:15.31)	1:08.39 [8] (0:11.00)	0:57.39 [7] (0:11.22)	0:46.17 [6] (0:11.08)	0:35.09 [6] (0:11.15)	0:23.94 [5] (0:11.74)	0:35.09	
2	3 STRATHCONA Jenna Edwards	3	67.0 Overall	0:11.17 1200m	1:23.86 [2] (0:14.72)	1:09.14 [3] (0:11.17)	0:57.97 [4] (0:11.41)	0:46.56 [5] (0:11.29)	0:35.27 [5] (0:11.31)	0:23.96 [6] (0:11.58)	0:35.27	+3
3	5 JOE'S GIGGLE Scott Sheargold	5	68.8 1200m	0:10.97 1200m	1:24.00 [3] (0:14.72)	1:09.28 [4] (0:10.97)	0:58.31 [3] (0:11.31)	0:47.00 [3] (0:11.26)	0:35.74 [3] (0:11.43)	0:24.31 [4] (0:11.76)	0:35.74	-3
4	7 ELLIE'S DREAM Adrian Layt	7	66.2 1200m	0:10.97 1200m	1:24.13 [4] (0:14.98)	1:09.15 [6] (0:10.97)	0:58.18 [5] (0:11.26)	0:46.92 [4] (0:11.12)	0:35.80 [4] (0:11.26)	0:24.54 [3] (0:11.73)	0:35.80	-2
5	10 EMATHION Chelsea Jokic	10	65.5 Overall	0:11.17 800m	1:24.25 [5] (0:14.89)	1:09.36 [5] (0:11.27)	0:58.09 [6] (0:11.40)	0:46.69 [7] (0:11.17)	0:35.52 [7] (0:11.25)	0:24.27 [7] (0:11.66)	0:35.52	-1
5	9 GINGER MICK Lacey Morrison	9	68.2 1200m	0:10.83 1200m	1:24.25 [5] (0:14.56)	1:09.69 [1] (0:10.83)	0:58.86 [2] (0:11.43)	0:47.43 [2] (0:11.35)	0:36.08 [2] (0:11.42)	0:24.66 [2] (0:11.79)	0:36.08	-2
7	11 PLUCKERCARN Isabella Teh	11	65.4 1000m	0:11.10 600m	1:24.49 [7] (0:15.35)	1:09.14 [9] (0:11.38)	0:57.76 [9] (0:11.28)	0:46.48 [9] (0:11.19)	0:35.29 [9] (0:11.10)	0:24.19 [9] (0:11.51)	0:35.29	-6
8	1 HEZABUSYBEE Frank Edwards	1	65.3 600m	0:11.18 600m	1:24.74 [8] (0:15.05)	1:09.69 [7] (0:11.31)	0:58.38 [8] (0:11.44)	0:46.94 [8] (0:11.20)	0:35.74 [8] (0:11.18)	0:24.56 [8] (0:11.71)	0:35.74	+0
9	6 SPECIALTIE Gabrielle Semmens	6	70.3 Overall	0:10.66 1200m	1:24.91 [9] (0:14.58)	1:10.33 [2] (0:10.66)	0:59.67 [1] (0:11.39)	0:48.28 [1] (0:11.41)	0:36.87 [1] (0:11.52)	0:25.35 [1] (0:11.95)	0:36.87	-4

Scratched: Fanciful Mr Fox (#8), Surin Beach (#2)

[] Ranking at each section and finish
 -:-:- No data available at this section
 NA No data available

SCN Saddle cloth number
 DNF Did not finish
 DNT Did not track



Townsville QLD Professional

Race 2: TOP SHELF TRAINING BENCHMARK 55 Handicap - 1400m

13 April 2024 - 13:35



Track Rating: Good 4, Weather: Fine, Rail Position: +6m 1000m-W/Post; +1.5m Remainder

Section				200m				Last 600m	
Field Times				0:12.38 (0:12.38)				0:35.66	
Rank	TAB	Horse/Jockey	Barrier	Top Speed [km/h]	Fastest Section	Margin			Distance Travelled [m]
1	4	TALONS Carl Spry	4	66.4 1200m	0:11.00 1200m	0:12.20 [5] (0:12.20)	1:23.70		0:35.09
2	3	STRATHCONA Jenna Edwards	3	67.0 Overall	0:11.17 1200m	0:12.38 [4] (0:12.38)	0.16L		0:35.27 +3
3	5	JOE'S GIGGLE Scott Sheargold	5	68.8 1200m	0:10.97 1200m	0:12.55 [3] (0:12.55)	0.14L		0:35.74 -3
4	7	ELLIE'S DREAM Adrian Layt	7	66.2 1200m	0:10.97 1200m	0:12.81 [1] (0:12.81)	0.13L		0:35.80 -2
5	10	EMATHION Chelsea Jokic	10	65.5 Overall	0:11.17 800m	0:12.61 [7] (0:12.61)	0L		0:35.52 -1
5	9	GINGER MICK Lacey Morrison	9	68.2 1200m	0:10.83 1200m	0:12.87 [2] (0:12.87)	0.12L		0:36.08 -2
7	11	PLUCKERCARN Isabella Teh	11	65.4 1000m	0:11.10 600m	0:12.68 [8] (0:12.68)	0.24L		0:35.29 -6
8	1	HEZABUSYBEE Frank Edwards	1	65.3 600m	0:11.18 600m	0:12.85 [9] (0:12.85)	0.25L		0:35.74 +0
9	6	SPECIALTIE Gabrielle Semmens	6	70.3 Overall	0:10.66 1200m	0:13.40 [6] (0:13.40)	0.17L		0:36.87 -4

Scratched: Fanciful Mr Fox (#8), Surin Beach (#2)

[] Ranking at each section and finish
 -:-:- No data available at this section
 NA No data available

SCN Saddle cloth number
 DNF Did not finish
 DNT Did not track



Horse/Jockey Name	Talons
Final Rank	1
Fastest Section Time (Section)	0:11.00 (1200m)
Top Speed [km/h] (Section)	66.4 (1200m)
Race State	Finished



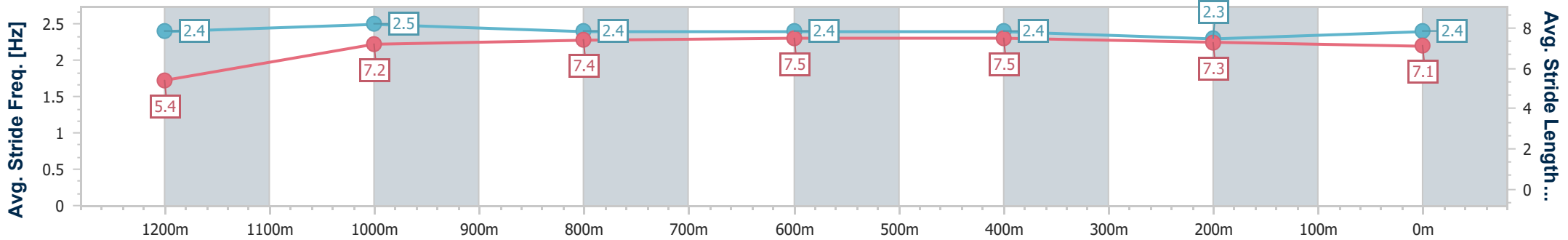
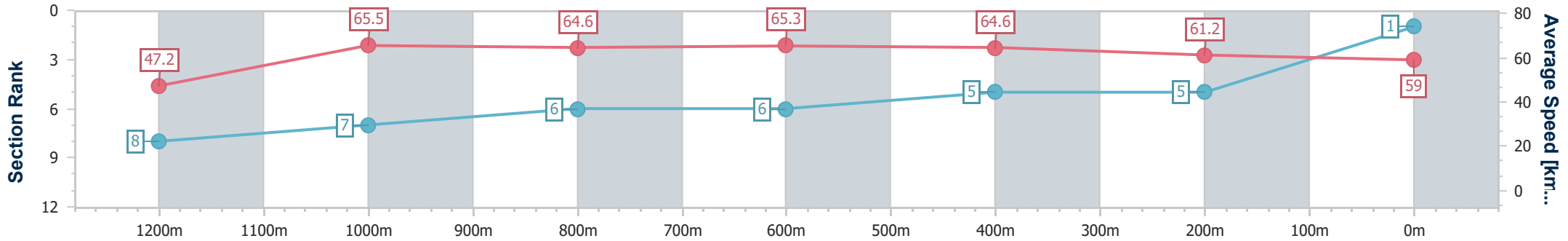
Townsville QLD Professional
Race 2: TOP SHELF TRAINING BENCHMARK 55 Handicap - 1400m

13 April 2024 - 13:35

Track Rating: Good 4, Weather: Fine, Rail Position: +6m 1000m-W/Post; +1.5m Remainder



Section	Overall	1200m	1000m	800m	600m	400m	200m
Section Times	1:23.70 [1] (0:15.31)	1:08.39 [8] (0:11.00)	0:57.39 [7] (0:11.22)	0:46.17 [6] (0:11.08)	0:35.09 [6] (0:11.15)	0:23.94 [5] (0:11.74)	0:12.20 [5] (0:12.20)
Average Speed [km/h]	47.2	65.5	64.6	65.3	64.6	61.2	59.0
Top Speed [km/h]	65.3	66.4	66.1	66.3	66.2	63.1	61.4
Avg. Dist. to Rail [m]	8.4	2.1	1.9	0.8	0.5	0.9	0.7
Avg. Stride Freq. [Hz]	2.4	2.5	2.4	2.4	2.4	2.3	2.4
Avg. Stride Length [m]	5.4	7.2	7.4	7.5	7.5	7.3	7.1



- [] Ranking at each section and finish
- .-.- No data available at this section
- NA No data available



Horse/Jockey Name	Strathcona
Final Rank	2
Fastest Section Time (Section)	0:11.17 (1200m)
Top Speed [km/h] (Section)	67.0 (Overall)
Race State	Finished



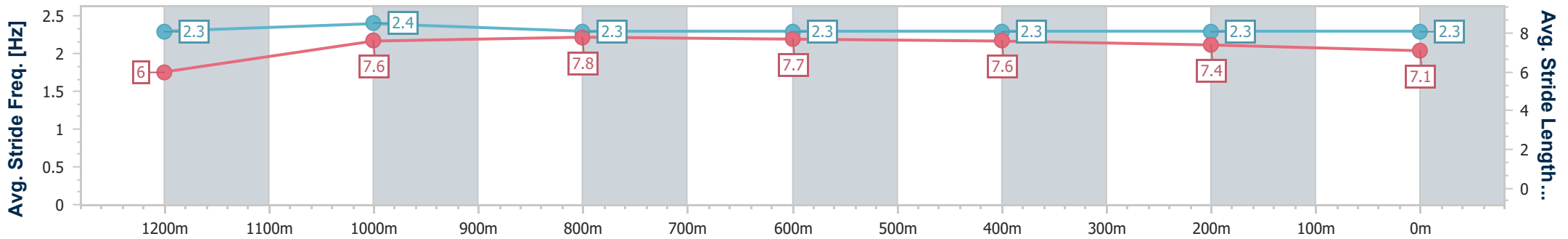
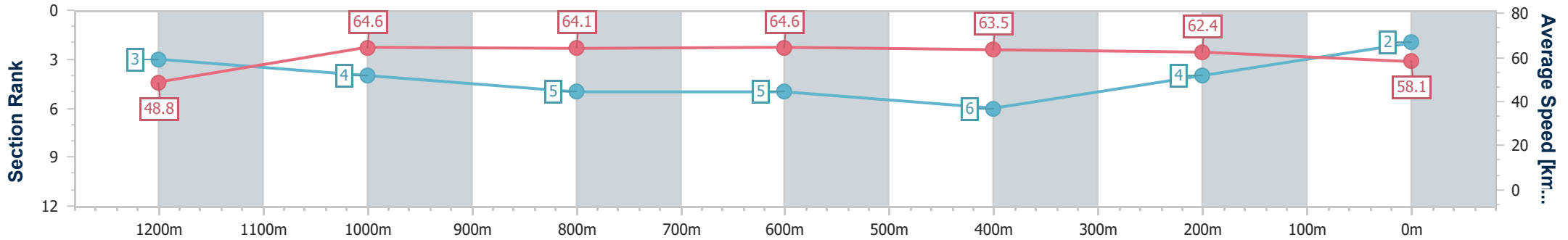
Townsville QLD Professional
Race 2: TOP SHELF TRAINING BENCHMARK 55 Handicap - 1400m



13 April 2024 - 13:35

Track Rating: Good 4, Weather: Fine, Rail Position: +6m 1000m-W/Post; +1.5m Remainder

Section	Overall	1200m	1000m	800m	600m	400m	200m
Section Times	1:23.86 [2] (0:14.72)	1:09.14 [3] (0:11.17)	0:57.97 [4] (0:11.41)	0:46.56 [5] (0:11.29)	0:35.27 [5] (0:11.31)	0:23.96 [6] (0:11.58)	0:12.38 [4] (0:12.38)
Average Speed [km/h]	48.8	64.6	64.1	64.6	63.5	62.4	58.1
Top Speed [km/h]	67.0	66.4	65.0	65.8	65.9	63.4	61.3
Avg. Dist. to Rail [m]	7.6	3.6	3.4	2.1	0.2	1.2	3.6
Avg. Stride Freq. [Hz]	2.3	2.4	2.3	2.3	2.3	2.3	2.3
Avg. Stride Length [m]	6.0	7.6	7.8	7.7	7.6	7.4	7.1



- [] Ranking at each section and finish
- .-.- No data available at this section
- NA No data available



Horse/Jockey Name	Joe's Giggle
Final Rank	3
Fastest Section Time (Section)	0:10.97 (1200m)
Top Speed [km/h] (Section)	68.8 (1200m)
Race State	Finished



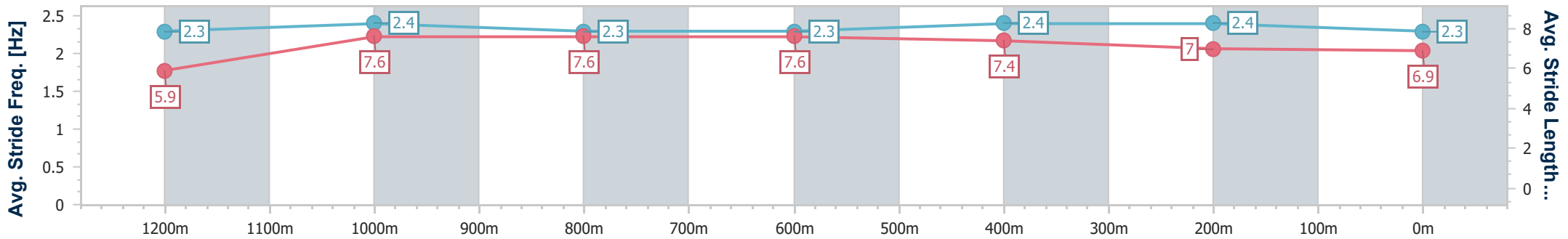
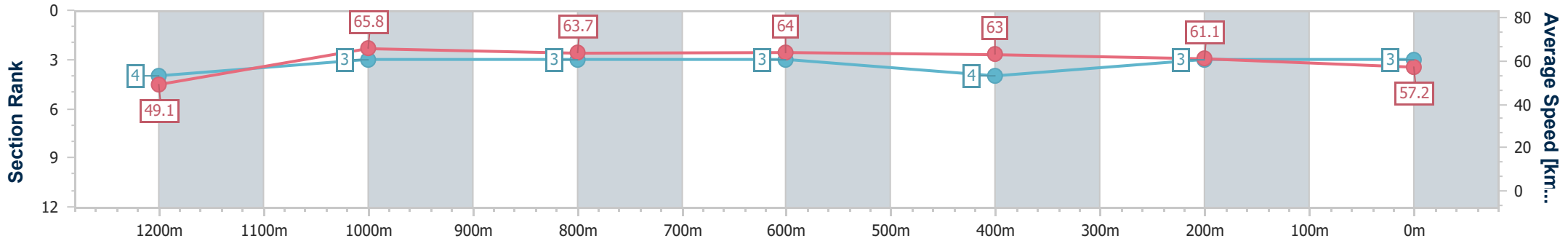
Townsville QLD Professional
Race 2: TOP SHELF TRAINING BENCHMARK 55 Handicap - 1400m

13 April 2024 - 13:35

Track Rating: Good 4, Weather: Fine, Rail Position: +6m 1000m-W/Post; +1.5m Remainder



Section	Overall	1200m	1000m	800m	600m	400m	200m							
Section Times	1:24.00 [3] (0:14.72)	1:09.28 [4] (0:10.97)	0:58.31 [3] (0:11.31)	0:47.00 [3] (0:11.26)	0:35.74 [3] (0:11.43)	0:24.31 [4] (0:11.76)	0:12.55 [3] (0:12.55)							
Average Speed [km/h]	49.1	65.8	63.7	64.0	63.0	61.1	57.2							
Top Speed [km/h]	68.4	68.8	64.6	65.7	65.0	62.4	60.2							
Avg. Dist. to Rail [m]	11.2	2.3	1.0	0.5	0.7	0.4	0.8							
Avg. Stride Freq. [Hz]	2.3	2.4	2.3	2.3	2.4	2.4	2.3							
Avg. Stride Length [m]	5.9	7.6	7.6	7.6	7.4	7.0	6.9							



- [] Ranking at each section and finish
- .-.- No data available at this section
- NA No data available



Horse/Jockey Name	Ellie's Dream
Final Rank	4
Fastest Section Time (Section)	0:10.97 (1200m)
Top Speed [km/h] (Section)	66.2 (1200m)
Race State	Finished



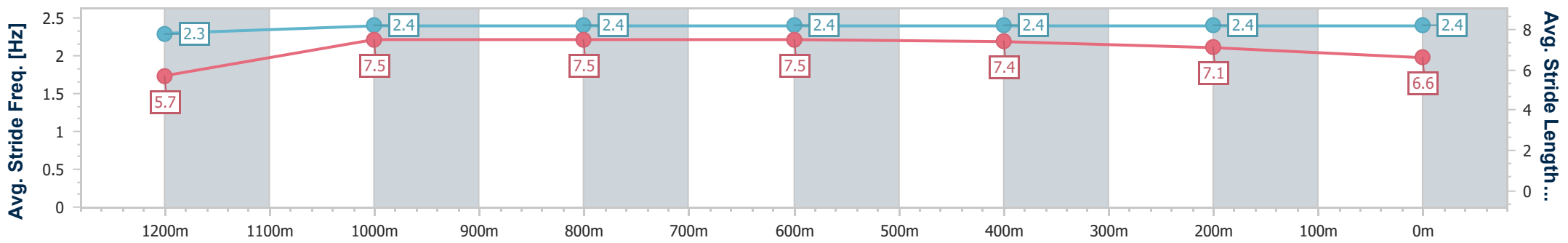
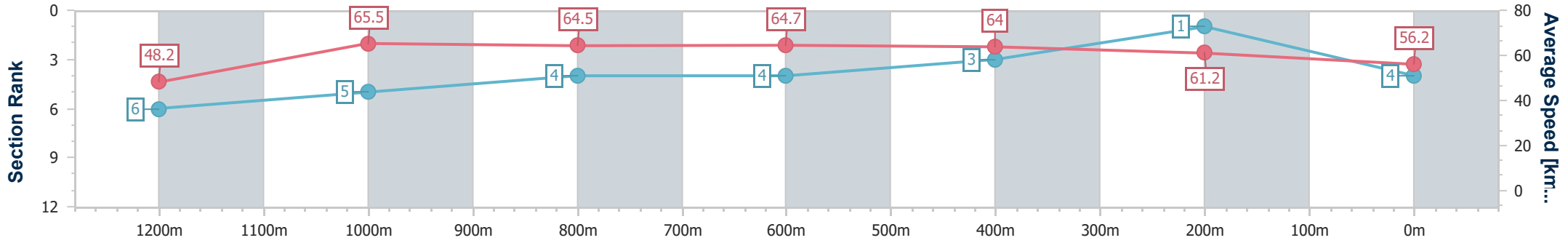
Townsville QLD Professional
Race 2: TOP SHELF TRAINING BENCHMARK 55 Handicap - 1400m

13 April 2024 - 13:35

Track Rating: Good 4, Weather: Fine, Rail Position: +6m 1000m-W/Post; +1.5m Remainder



Section	Overall	1200m	1000m	800m	600m	400m	200m							
Section Times	1:24.13 [4] (0:14.98)	1:09.15 [6] (0:10.97)	0:58.18 [5] (0:11.26)	0:46.92 [4] (0:11.12)	0:35.80 [4] (0:11.26)	0:24.54 [3] (0:11.73)	0:12.81 [1] (0:12.81)							
Average Speed [km/h]	48.2	65.5	64.5	64.7	64.0	61.2	56.2							
Top Speed [km/h]	65.0	66.2	65.3	65.5	65.2	63.3	59.4							
Avg. Dist. to Rail [m]	4.9	1.1	1.1	0.9	0.4	0.4	0.5							
Avg. Stride Freq. [Hz]	2.3	2.4	2.4	2.4	2.4	2.4	2.4							
Avg. Stride Length [m]	5.7	7.5	7.5	7.5	7.4	7.1	6.6							



- [] Ranking at each section and finish
- .-.- No data available at this section
- NA No data available



Horse/Jockey Name	Emathion
Final Rank	5
Fastest Section Time (Section)	0:11.17 (800m)
Top Speed [km/h] (Section)	65.5 (Overall)
Race State	Finished



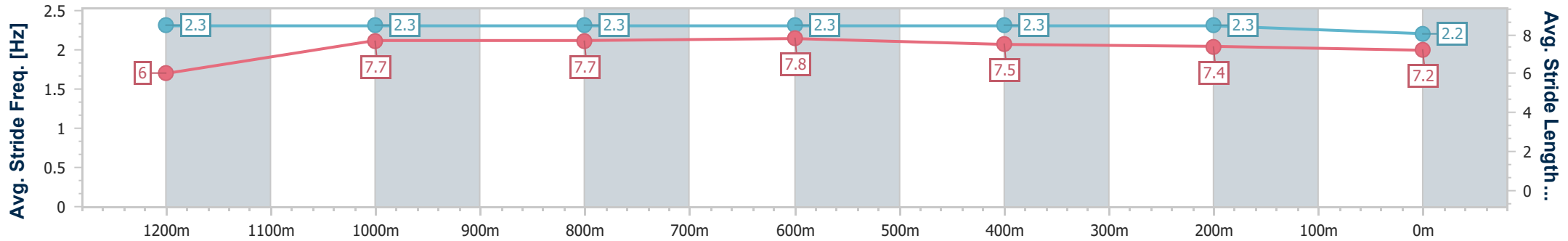
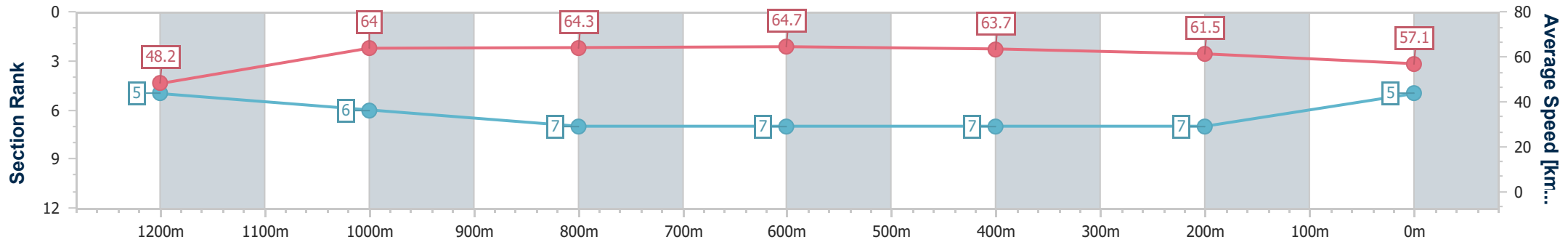
Townsville QLD Professional
Race 2: TOP SHELF TRAINING BENCHMARK 55 Handicap - 1400m

13 April 2024 - 13:35

Track Rating: Good 4, Weather: Fine, Rail Position: +6m 1000m-W/Post; +1.5m Remainder



Section	Overall	1200m	1000m	800m	600m	400m	200m							
Section Times	1:24.25 [5] (0:14.89)	1:09.36 [5] (0:11.27)	0:58.09 [6] (0:11.40)	0:46.69 [7] (0:11.17)	0:35.52 [7] (0:11.25)	0:24.27 [7] (0:11.66)	0:12.61 [7] (0:12.61)							
Average Speed [km/h]	48.2	64.0	64.3	64.7	63.7	61.5	57.1							
Top Speed [km/h]	65.5	65.1	64.9	65.4	65.4	63.3	59.8							
Avg. Dist. to Rail [m]	6.9	3.7	3.2	1.0	1.3	1.1	4.0							
Avg. Stride Freq. [Hz]	2.3	2.3	2.3	2.3	2.3	2.3	2.2							
Avg. Stride Length [m]	6.0	7.7	7.7	7.8	7.5	7.4	7.2							



- [] Ranking at each section and finish
- .-.- No data available at this section
- NA No data available



Horse/Jockey Name	Ginger Mick
Final Rank	5
Fastest Section Time (Section)	0:10.83 (1200m)
Top Speed [km/h] (Section)	68.2 (1200m)
Race State	Finished



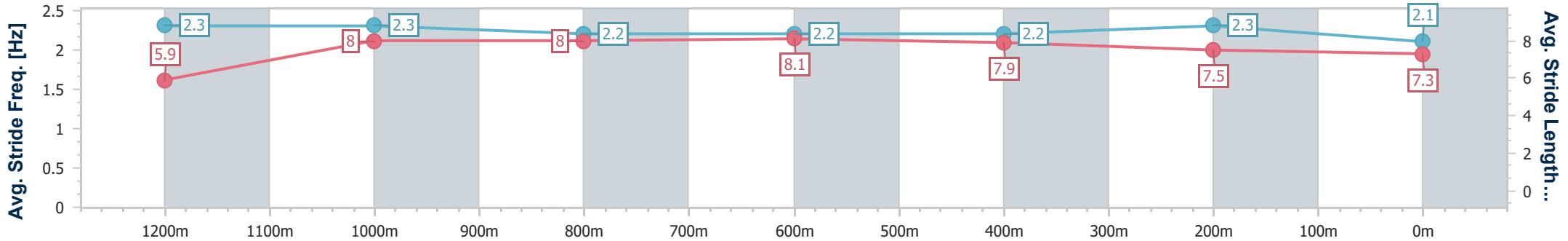
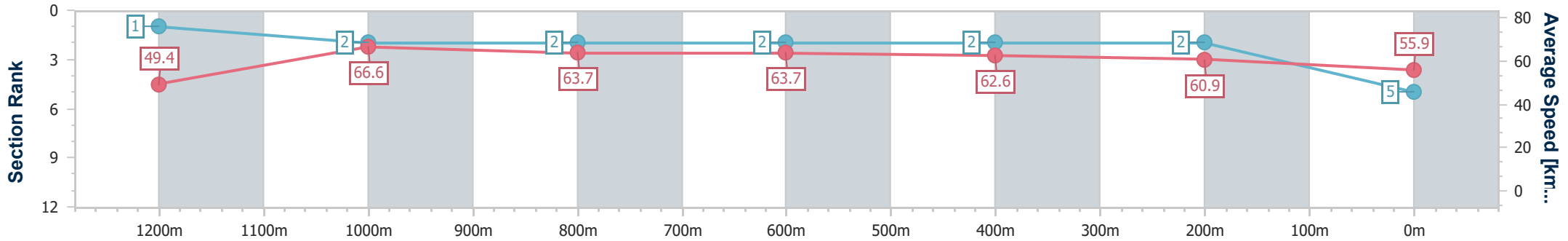
Townsville QLD Professional
Race 2: TOP SHELF TRAINING BENCHMARK 55 Handicap - 1400m

13 April 2024 - 13:35

Track Rating: Good 4, Weather: Fine, Rail Position: +6m 1000m-W/Post; +1.5m Remainder



Section	Overall	1200m	1000m	800m	600m	400m	200m							
Section Times	1:24.25 [5] (0:14.56)	1:09.69 [1] (0:10.83)	0:58.86 [2] (0:11.43)	0:47.43 [2] (0:11.35)	0:36.08 [2] (0:11.42)	0:24.66 [2] (0:11.79)	0:12.87 [2] (0:12.87)							
Average Speed [km/h]	49.4	66.6	63.7	63.7	62.6	60.9	55.9							
Top Speed [km/h]	67.7	68.2	64.5	64.4	63.4	61.7	60.3							
Avg. Dist. to Rail [m]	7.1	1.6	2.2	1.0	1.6	2.1	1.3							
Avg. Stride Freq. [Hz]	2.3	2.3	2.2	2.2	2.2	2.3	2.1							
Avg. Stride Length [m]	5.9	8.0	8.0	8.1	7.9	7.5	7.3							



- [] Ranking at each section and finish
- .-.- No data available at this section
- NA No data available



Horse/Jockey Name	Pluckercarn
Final Rank	7
Fastest Section Time (Section)	0:11.10 (600m)
Top Speed [km/h] (Section)	65.4 (1000m)
Race State	Finished



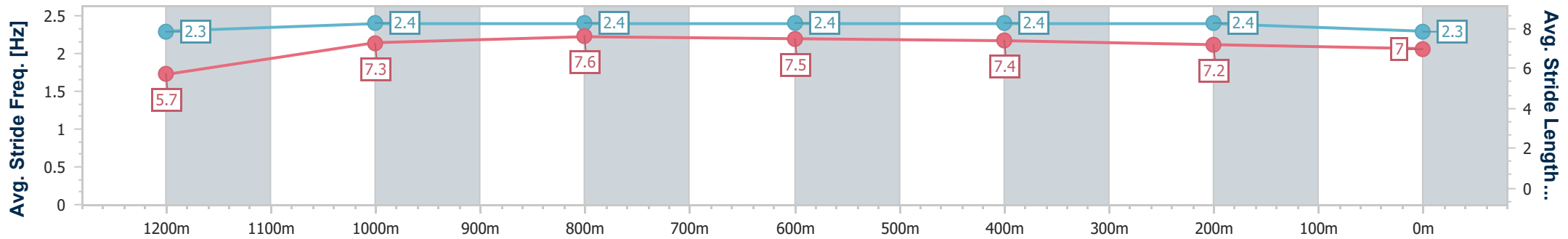
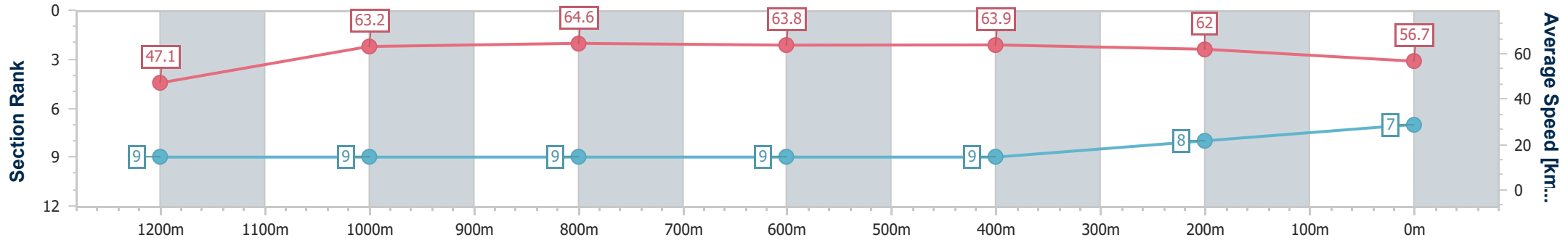
Townsville QLD Professional
Race 2: TOP SHELF TRAINING BENCHMARK 55 Handicap - 1400m

13 April 2024 - 13:35

Track Rating: Good 4, Weather: Fine, Rail Position: +6m 1000m-W/Post; +1.5m Remainder



Section	Overall	1200m	1000m	800m	600m	400m	200m							
Section Times	1:24.49 [7] (0:15.35)	1:09.14 [9] (0:11.38)	0:57.76 [9] (0:11.28)	0:46.48 [9] (0:11.19)	0:35.29 [9] (0:11.10)	0:24.19 [9] (0:11.51)	0:12.68 [8] (0:12.68)							
Average Speed [km/h]	47.1	63.2	64.6	63.8	63.9	62.0	56.7							
Top Speed [km/h]	62.7	64.7	65.4	65.0	64.8	63.2	60.0							
Avg. Dist. to Rail [m]	8.3	3.4	1.9	1.2	3.4	2.6	1.5							
Avg. Stride Freq. [Hz]	2.3	2.4	2.4	2.4	2.4	2.4	2.3							
Avg. Stride Length [m]	5.7	7.3	7.6	7.5	7.4	7.2	7.0							



- [] Ranking at each section and finish
- .-.- No data available at this section
- NA No data available



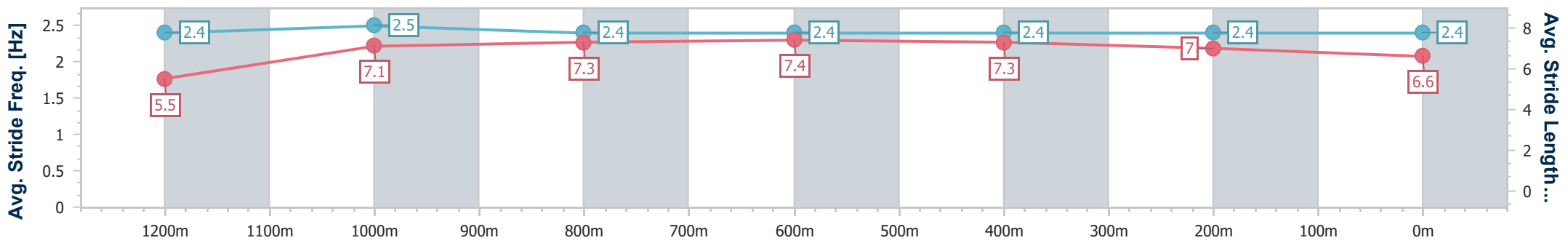
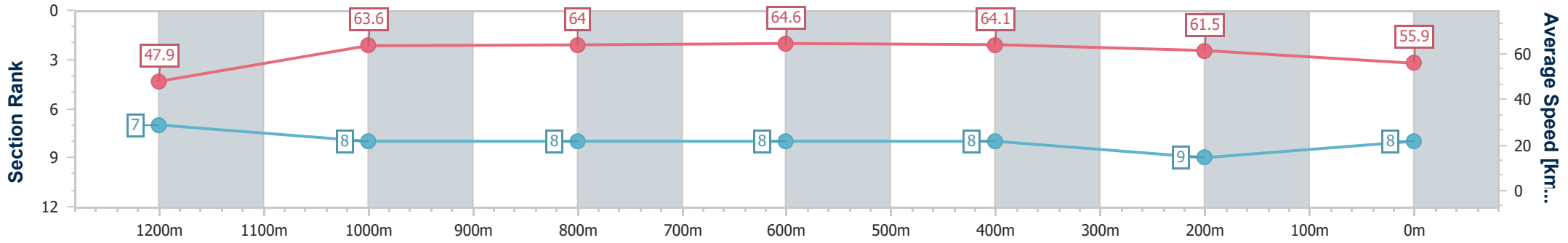
Horse/Jockey Name	Hezabusybee
Final Rank	8
Fastest Section Time (Section)	0:11.18 (600m)
Top Speed [km/h] (Section)	65.3 (600m)
Race State	Finished



Townsville QLD Professional
 Race 2: TOP SHELF TRAINING BENCHMARK 55 Handicap - 1400m
 13 April 2024 - 13:35
 Track Rating: Good 4, Weather: Fine, Rail Position: +6m 1000m-W/Post; +1.5m Remainder



Section	Overall	1200m	1000m	800m	600m	400m	200m							
Section Times	1:24.74 [8] (0:15.05)	1:09.69 [7] (0:11.31)	0:58.38 [8] (0:11.44)	0:46.94 [8] (0:11.20)	0:35.74 [8] (0:11.18)	0:24.56 [8] (0:11.71)	0:12.85 [9] (0:12.85)							
Average Speed [km/h]	47.9	63.6	64.0	64.6	64.1	61.5	55.9							
Top Speed [km/h]	64.5	65.0	65.1	65.3	65.3	63.3	59.9							
Avg. Dist. to Rail [m]	9.9	3.7	3.0	0.9	0.5	2.2	5.3							
Avg. Stride Freq. [Hz]	2.4	2.5	2.4	2.4	2.4	2.4	2.4							
Avg. Stride Length [m]	5.5	7.1	7.3	7.4	7.3	7.0	6.6							



- [] Ranking at each section and finish
- .-.- No data available at this section
- NA No data available



Horse/Jockey Name	Specialtie
Final Rank	9
Fastest Section Time (Section)	0:10.66 (1200m)
Top Speed [km/h] (Section)	70.3 (Overall)
Race State	Finished



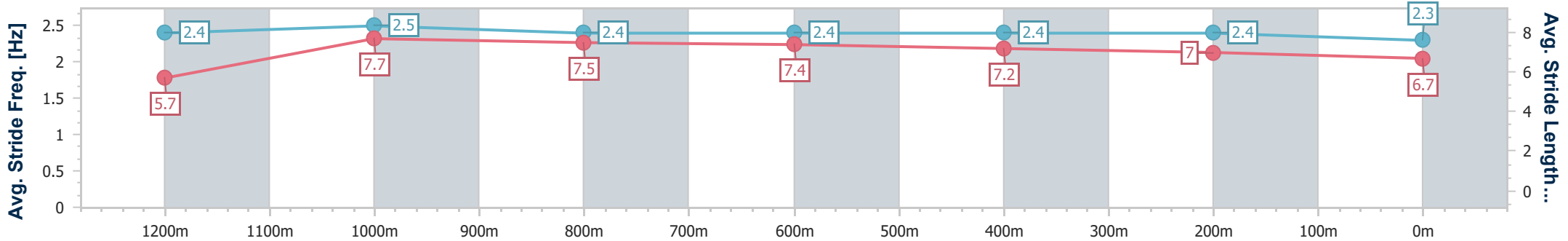
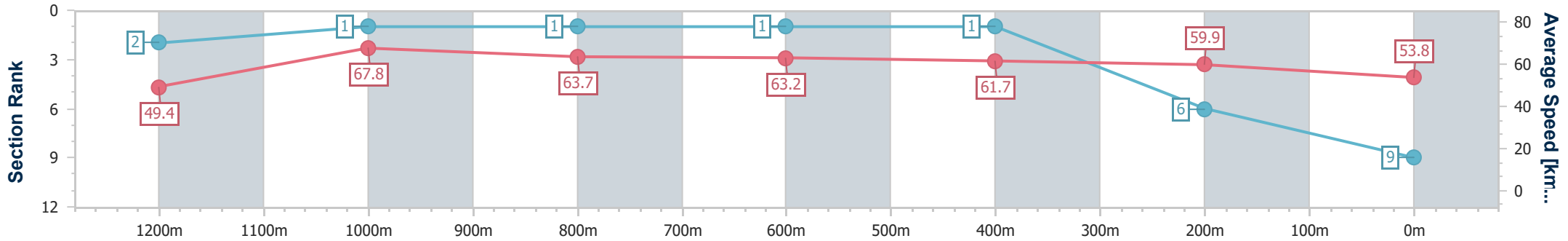
Townsville QLD Professional
Race 2: TOP SHELF TRAINING BENCHMARK 55 Handicap - 1400m

13 April 2024 - 13:35

Track Rating: Good 4, Weather: Fine, Rail Position: +6m 1000m-W/Post; +1.5m Remainder



Section	Overall	1200m	1000m	800m	600m	400m	200m
Section Times	1:24.91 [9] (0:14.58)	1:10.33 [2] (0:10.66)	0:59.67 [1] (0:11.39)	0:48.28 [1] (0:11.41)	0:36.87 [1] (0:11.52)	0:25.35 [1] (0:11.95)	0:13.40 [6] (0:13.40)
Average Speed [km/h]	49.4	67.8	63.7	63.2	61.7	59.9	53.8
Top Speed [km/h]	70.3	69.9	66.0	64.0	62.7	62.1	56.7
Avg. Dist. to Rail [m]	12.8	3.1	2.2	0.9	2.4	2.0	0.4
Avg. Stride Freq. [Hz]	2.4	2.5	2.4	2.4	2.4	2.4	2.3
Avg. Stride Length [m]	5.7	7.7	7.5	7.4	7.2	7.0	6.7



- [] Ranking at each section and finish
- .-.- No data available at this section
- NA No data available



Townsville QLD Professional

Race 3: HAPPY 70TH SUE BYRNES QTIS Two-Year-Old Handicap - 1200m

13 April 2024 - 14:11



Track Rating: Good 4, Weather: Fine, Rail Position: +6m 1000m-W/Post; +1.5m Remainder

Section		Overall	1000m	800m	600m	400m	200m	Last 600m					
Field Times		1:09.68 (0:13.59)	0:56.09 (0:11.31)	0:44.78 (0:11.00)	0:33.78 (0:10.67)	0:23.11 (0:11.18)	0:11.93 (0:11.93)	0:33.78					
Rank	TAB Horse/Jockey	Barrier	Top Speed [km/h]	Fastest Section							Margin	Distance Travelled [m]	
1	2 TIME TO PROPHET Gabrielle Semmens	2	68.0 600m	0:10.67 600m	1:09.68 [1] (0:13.59)	0:56.09 [1] (0:11.31)	0:44.78 [1] (0:11.00)	0:33.78 [1] (0:10.67)	0:23.11 [1] (0:11.18)	0:11.93 [1] (0:11.93)	1:09.68	0:33.78	
2	3 FORGETABOUTIT Graham Kliese	3	66.5 1000m	0:10.99 600m	1:11.03 [2] (0:14.20)	0:56.83 [4] (0:11.12)	0:45.71 [3] (0:11.07)	0:34.64 [3] (0:10.99)	0:23.65 [3] (0:11.32)	0:12.33 [2] (0:12.33)	1.35L	0:34.64	+2
3	5 MR GRUMBLER Lacey Morrison	5	68.5 Overall	0:11.02 800m	1:11.22 [3] (0:14.20)	0:57.02 [3] (0:11.21)	0:45.81 [4] (0:11.02)	0:34.79 [4] (0:11.02)	0:23.77 [4] (0:11.36)	0:12.41 [3] (0:12.41)	0.19L	0:34.79	+3
4	6 MISHANI I AM Scott Sheargold	6	68.2 1000m	0:10.99 1000m	1:11.71 [4] (0:14.66)	0:57.05 [5] (0:10.99)	0:46.06 [5] (0:11.01)	0:35.05 [5] (0:11.06)	0:23.99 [5] (0:11.41)	0:12.58 [5] (0:12.58)	0.49L	0:35.05	-2
5	4 TEDDY BEE BEAR Isabella Teh	4	67.6 1000m	0:11.09 800m	1:11.87 [5] (0:14.04)	0:57.83 [2] (0:11.14)	0:46.69 [2] (0:11.09)	0:35.60 [2] (0:11.11)	0:24.49 [2] (0:11.48)	0:13.01 [4] (0:13.01)	0.16L	0:35.60	+5
6	7 MISHANI WOLF Chelsea Jokic	7	67.7 1000m	0:11.04 1000m	1:12.83 [6] (0:14.88)	0:57.95 [6] (0:11.04)	0:46.91 [6] (0:11.11)	0:35.80 [6] (0:11.27)	0:24.53 [6] (0:11.76)	0:12.77 [6] (0:12.77)	0.96L	0:35.80	+2

Scratched: Head Honcho (#1)

[] Ranking at each section and finish
 -:-:- No data available at this section
 NA No data available

SCN Saddle cloth number
 DNF Did not finish
 DNT Did not track



Horse/Jockey Name	Time To Prophet
Final Rank	1
Fastest Section Time (Section)	0:10.67 (600m)
Top Speed [km/h] (Section)	68.0 (600m)
Race State	Finished



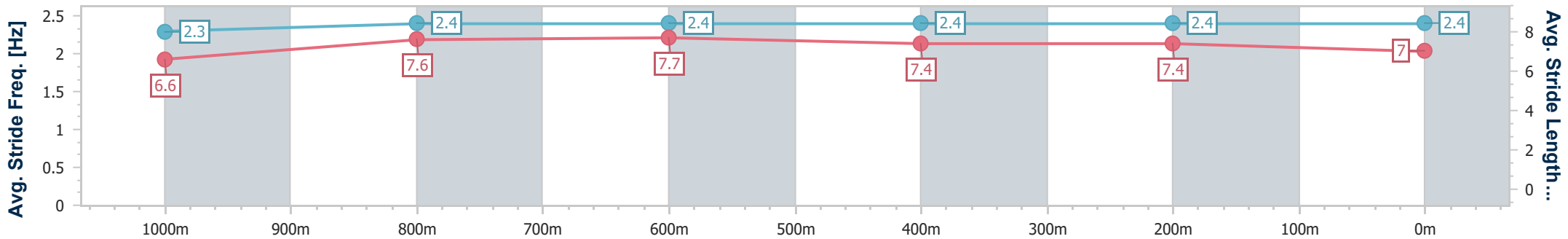
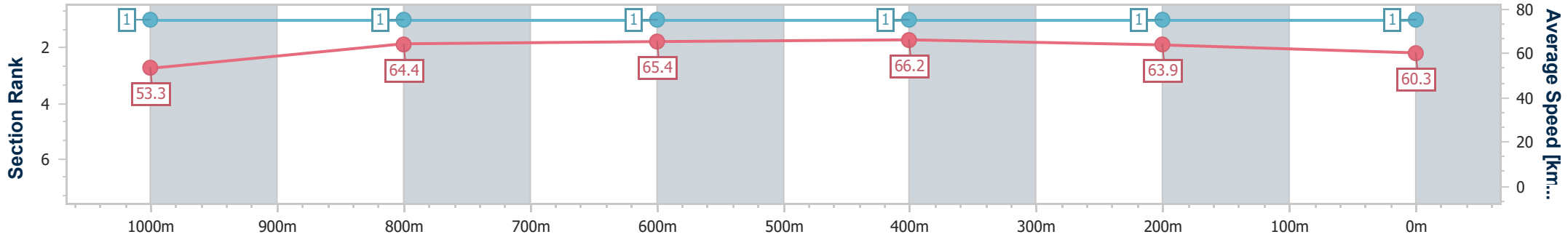
Townsville QLD Professional
Race 3: HAPPY 70TH SUE BYRNES QTIS Two-Year-Old Handicap - 1200m

13 April 2024 - 14:11

Track Rating: Good 4, Weather: Fine, Rail Position: +6m 1000m-W/Post; +1.5m Remainder



Section	Overall	1000m	800m	600m	400m	200m
Section Times	1:09.68 [1] (0:13.59)	0:56.09 [1] (0:11.31)	0:44.78 [1] (0:11.00)	0:33.78 [1] (0:10.67)	0:23.11 [1] (0:11.18)	0:11.93 [1] (0:11.93)
Average Speed [km/h]	53.3	64.4	65.4	66.2	63.9	60.3
Top Speed [km/h]	67.4	65.3	67.1	68.0	66.4	64.5
Avg. Dist. to Rail [m]	8.0	2.5	1.2	3.7	2.9	0.9
Avg. Stride Freq. [Hz]	2.3	2.4	2.4	2.4	2.4	2.4
Avg. Stride Length [m]	6.6	7.6	7.7	7.4	7.4	7.0



- [] Ranking at each section and finish
- .-.- No data available at this section
- NA No data available



Horse/Jockey Name	Forgetaboutit
Final Rank	2
Fastest Section Time (Section)	0:10.99 (600m)
Top Speed [km/h] (Section)	66.5 (1000m)
Race State	Finished



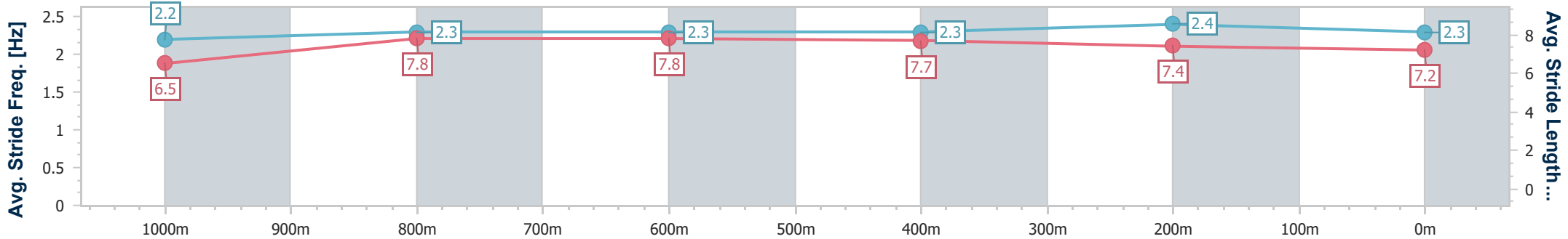
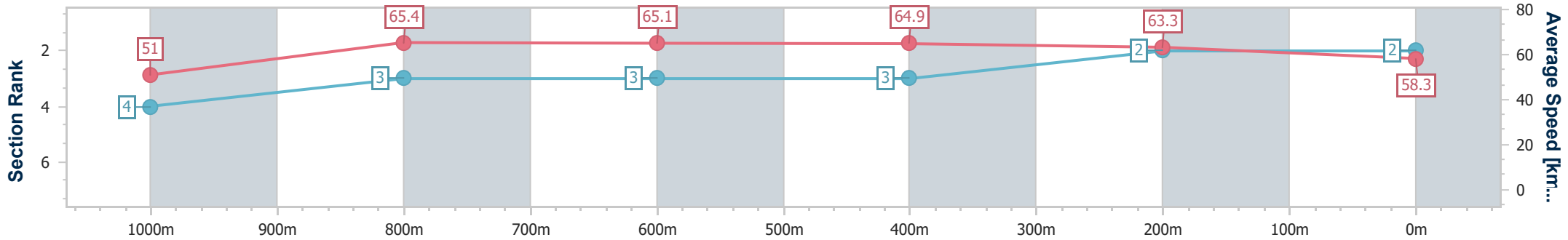
Townsville QLD Professional
Race 3: HAPPY 70TH SUE BYRNES QTIS Two-Year-Old Handicap - 1200m

13 April 2024 - 14:11

Track Rating: Good 4, Weather: Fine, Rail Position: +6m 1000m- W/Post; +1.5m Remainder



Section	Overall	1000m	800m	600m	400m	200m
Section Times	1:11.03 [2] (0:14.20)	0:56.83 [4] (0:11.12)	0:45.71 [3] (0:11.07)	0:34.64 [3] (0:10.99)	0:23.65 [3] (0:11.32)	0:12.33 [2] (0:12.33)
Average Speed [km/h]	51.0	65.4	65.1	64.9	63.3	58.3
Top Speed [km/h]	64.5	66.5	66.1	65.5	64.9	62.3
Avg. Dist. to Rail [m]	6.0	2.5	0.7	2.3	2.0	0.9
Avg. Stride Freq. [Hz]	2.2	2.3	2.3	2.3	2.4	2.3
Avg. Stride Length [m]	6.5	7.8	7.8	7.7	7.4	7.2



- [] Ranking at each section and finish
- .-.- No data available at this section
- NA No data available



Horse/Jockey Name	Mr Grumbler
Final Rank	3
Fastest Section Time (Section)	0:11.02 (800m)
Top Speed [km/h] (Section)	68.5 (Overall)
Race State	Finished



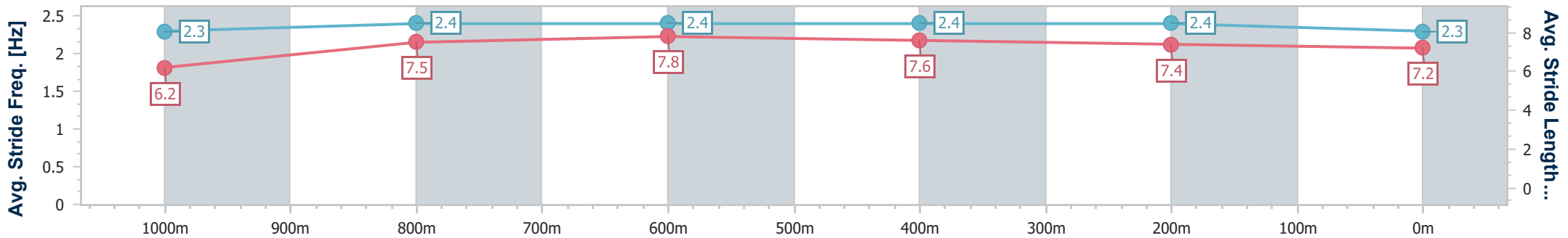
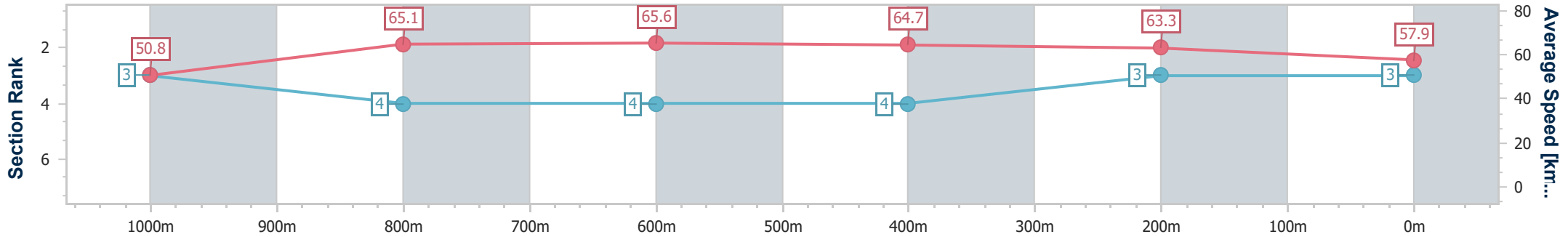
Townsville QLD Professional
Race 3: HAPPY 70TH SUE BYRNES QTIS Two-Year-Old Handicap - 1200m

13 April 2024 - 14:11

Track Rating: Good 4, Weather: Fine, Rail Position: +6m 1000m-W/Post; +1.5m Remainder



Section	Overall	1000m	800m	600m	400m	200m
Section Times	1:11.22 [3] (0:14.20)	0:57.02 [3] (0:11.21)	0:45.81 [4] (0:11.02)	0:34.79 [4] (0:11.02)	0:23.77 [4] (0:11.36)	0:12.41 [3] (0:12.41)
Average Speed [km/h]	50.8	65.1	65.6	64.7	63.3	57.9
Top Speed [km/h]	68.5	68.3	66.1	66.2	65.5	62.1
Avg. Dist. to Rail [m]	8.2	2.7	0.8	1.7	1.4	3.0
Avg. Stride Freq. [Hz]	2.3	2.4	2.4	2.4	2.4	2.3
Avg. Stride Length [m]	6.2	7.5	7.8	7.6	7.4	7.2



- [] Ranking at each section and finish
- .-.- No data available at this section
- NA No data available



Horse/Jockey Name	Mishani I Am
Final Rank	4
Fastest Section Time (Section)	0:10.99 (1000m)
Top Speed [km/h] (Section)	68.2 (1000m)
Race State	Finished



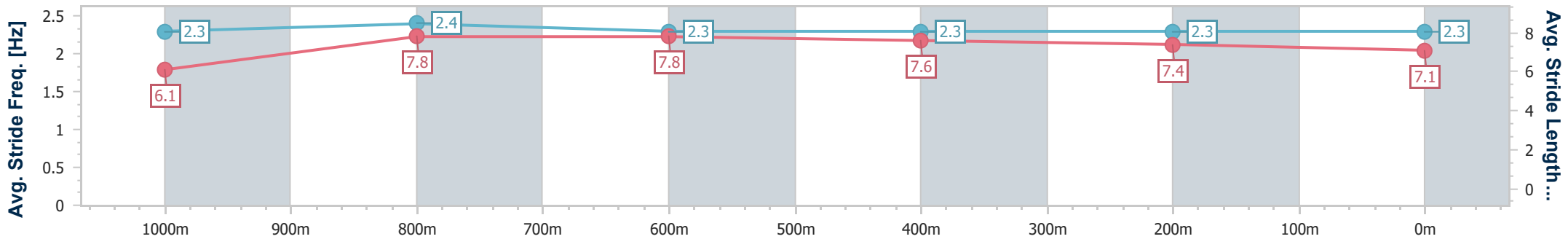
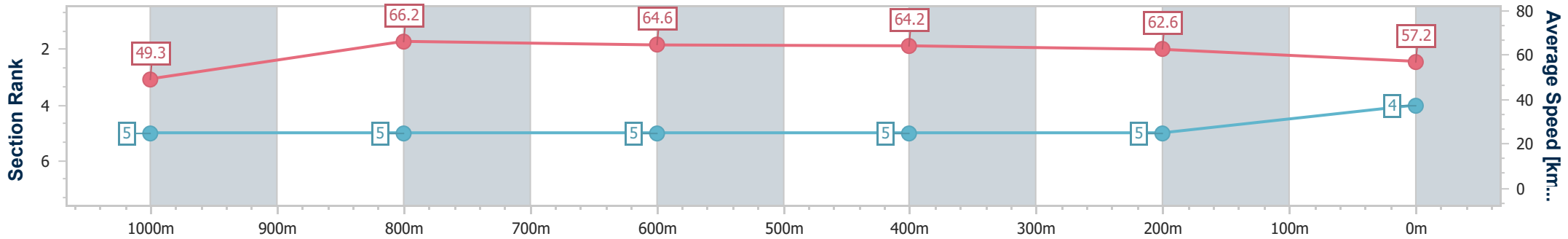
Townsville QLD Professional
Race 3: HAPPY 70TH SUE BYRNES QTIS Two-Year-Old Handicap - 1200m

13 April 2024 - 14:11

Track Rating: Good 4, Weather: Fine, Rail Position: +6m 1000m-W/Post; +1.5m Remainder



Section	Overall	1000m	800m	600m	400m	200m								
Section Times	1:11.71 [4] (0:14.66)	0:57.05 [5] (0:10.99)	0:46.06 [5] (0:11.01)	0:35.05 [5] (0:11.06)	0:23.99 [5] (0:11.41)	0:12.58 [5] (0:12.58)								
Average Speed [km/h]	49.3	66.2	64.6	64.2	62.6	57.2								
Top Speed [km/h]	67.0	68.2	66.1	65.3	64.9	59.9								
Avg. Dist. to Rail [m]	4.7	1.7	1.5	3.8	2.4	1.8								
Avg. Stride Freq. [Hz]	2.3	2.4	2.3	2.3	2.3	2.3								
Avg. Stride Length [m]	6.1	7.8	7.8	7.6	7.4	7.1								



- [] Ranking at each section and finish
- .-.- No data available at this section
- NA No data available



Horse/Jockey Name	Teddy Bee Bear
Final Rank	5
Fastest Section Time (Section)	0:11.09 (800m)
Top Speed [km/h] (Section)	67.6 (1000m)
Race State	Finished



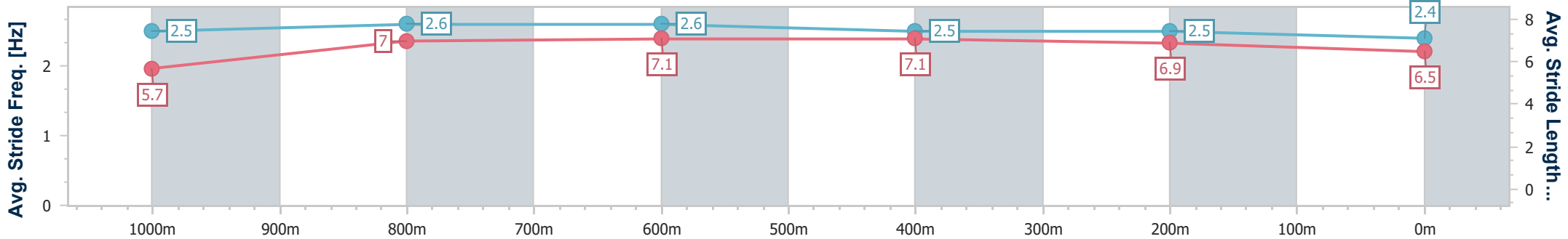
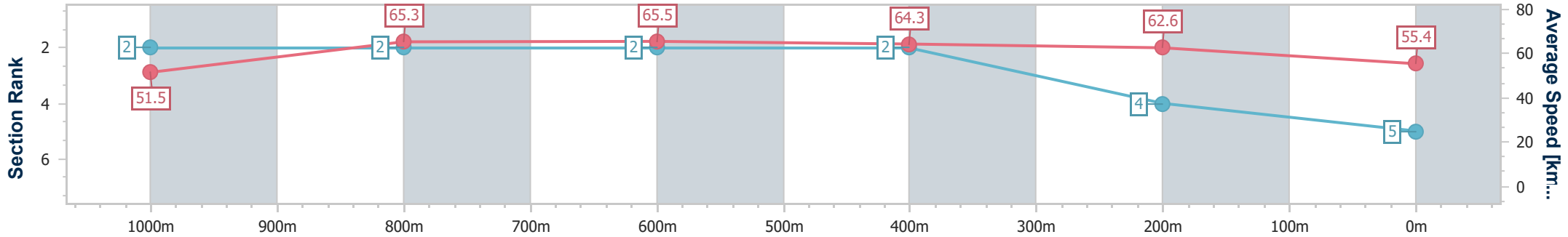
Townsville QLD Professional
Race 3: HAPPY 70TH SUE BYRNES QTIS Two-Year-Old Handicap - 1200m

13 April 2024 - 14:11

Track Rating: Good 4, Weather: Fine, Rail Position: +6m 1000m- W/Post; +1.5m Remainder



Section	Overall	1000m	800m	600m	400m	200m								
Section Times	1:11.87 [5] (0:14.04)	0:57.83 [2] (0:11.14)	0:46.69 [2] (0:11.09)	0:35.60 [2] (0:11.11)	0:24.49 [2] (0:11.48)	0:13.01 [4] (0:13.01)								
Average Speed [km/h]	51.5	65.3	65.5	64.3	62.6	55.4								
Top Speed [km/h]	67.0	67.6	66.1	65.4	63.9	59.0								
Avg. Dist. to Rail [m]	6.4	2.9	1.2	1.0	1.0	1.5								
Avg. Stride Freq. [Hz]	2.5	2.6	2.6	2.5	2.5	2.4								
Avg. Stride Length [m]	5.7	7.0	7.1	7.1	6.9	6.5								



- [] Ranking at each section and finish
- .-.- No data available at this section
- NA No data available



Horse/Jockey Name	Mishani Wolf
Final Rank	6
Fastest Section Time (Section)	0:11.04 (1000m)
Top Speed [km/h] (Section)	67.7 (1000m)
Race State	Finished



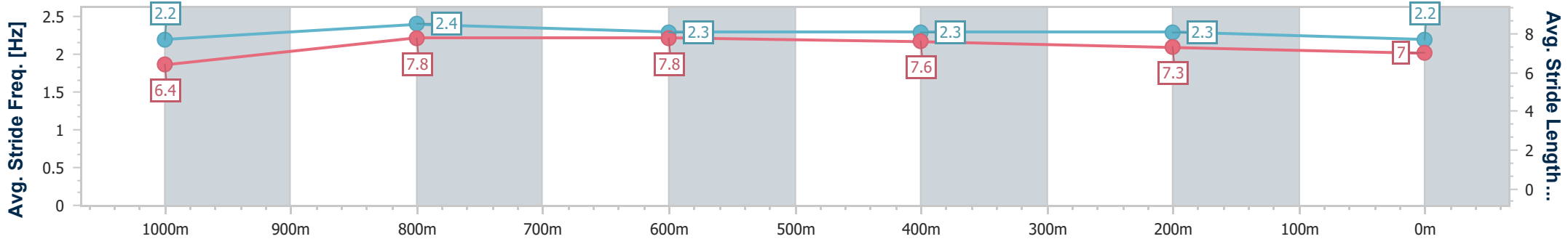
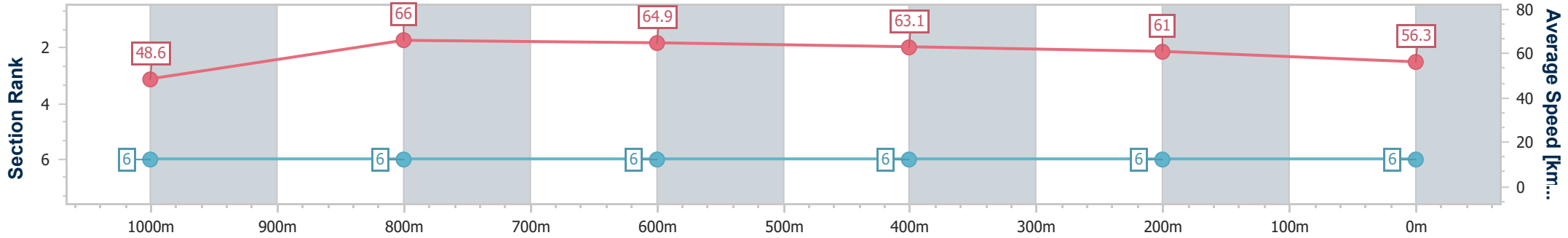
Townsville QLD Professional
Race 3: HAPPY 70TH SUE BYRNES QTIS Two-Year-Old Handicap - 1200m

13 April 2024 - 14:11

Track Rating: Good 4, Weather: Fine, Rail Position: +6m 1000m-W/Post; +1.5m Remainder



Section	Overall	1000m	800m	600m	400m	200m
Section Times	1:12.83 [6] (0:14.88)	0:57.95 [6] (0:11.04)	0:46.91 [6] (0:11.11)	0:35.80 [6] (0:11.27)	0:24.53 [6] (0:11.76)	0:12.77 [6] (0:12.77)
Average Speed [km/h]	48.6	66.0	64.9	63.1	61.0	56.3
Top Speed [km/h]	65.0	67.7	66.4	64.2	61.9	60.5
Avg. Dist. to Rail [m]	6.4	2.9	1.2	2.5	1.0	2.3
Avg. Stride Freq. [Hz]	2.2	2.4	2.3	2.3	2.3	2.2
Avg. Stride Length [m]	6.4	7.8	7.8	7.6	7.3	7.0



- [] Ranking at each section and finish
- .-.- No data available at this section
- NA No data available



Townsville QLD Professional

Race 4: BUSH TO BEACH REAL ESTATE QTIS Three-Years-Old Maiden Handicap - 1300m

13 April 2024 - 14:42



Track Rating: Good 4, Weather: Fine, Rail Position: +6m 1000m-W/Post; +1.5m Remainder

Section		Overall	1200m	1000m	800m	600m	400m	Last 600m				
Field Times		1:18.47 (0:10.13)	1:08.34 (0:10.71)	0:57.63 (0:10.91)	0:46.72 (0:11.14)	0:35.58 (0:11.21)	0:24.37 (0:11.75)	0:35.58				
Rank	TAB Horse/Jockey	Barrier	Top Speed [km/h]	Fastest Section							Distance Travelled [m]	
1	5 MOON MISSILE Graham Kliese	5	67.0 1000m	0:10.34 Overall	1:18.47 [1] (0:10.34)	1:08.13 [6] (0:11.03)	0:57.10 [4] (0:10.89)	0:46.21 [3] (0:11.02)	0:35.19 [3] (0:11.25)	0:23.94 [3] (0:11.69)	0:35.19	
2	8 CYBER JAM Rebecca Wilson	8	66.9 1000m	0:10.13 Overall	1:18.91 [2] (0:10.13)	1:08.78 [1] (0:11.15)	0:57.63 [3] (0:11.12)	0:46.51 [4] (0:11.08)	0:35.43 [4] (0:11.22)	0:24.21 [4] (0:11.60)	0:35.43	+11
3	10 THREDBO Chelsea Jokic	10	67.9 1200m	0:10.16 Overall	1:18.95 [3] (0:10.16)	1:08.79 [2] (0:10.74)	0:58.05 [2] (0:10.91)	0:47.14 [2] (0:11.16)	0:35.98 [2] (0:11.13)	0:24.85 [1] (0:11.75)	0:35.98	+8
4	9 SNUGGLE BANG YAHOO Scott Sheargold	9	67.3 1000m	0:10.34 Overall	1:19.04 [4] (0:10.34)	1:08.70 [5] (0:11.28)	0:57.42 [7] (0:10.99)	0:46.43 [5] (0:11.11)	0:35.32 [5] (0:11.22)	0:24.10 [5] (0:11.53)	0:35.32	+6
5	4 RIVALON Adrian Layt	4	66.7 800m	0:10.44 Overall	1:19.07 [5] (0:10.44)	1:08.63 [8] (0:11.48)	0:57.15 [9] (0:11.23)	0:45.92 [9] (0:11.12)	0:34.80 [10] (0:11.19)	0:23.61 [8] (0:11.26)	0:34.80	+7
6	1 SOSTHENES Carl Spry	1	68.3 800m	0:10.60 Overall	1:19.17 [6] (0:10.60)	1:08.57 [10] (0:11.47)	0:57.10 [10] (0:11.20)	0:45.90 [10] (0:10.93)	0:34.97 [9] (0:11.29)	0:23.68 [9] (0:11.21)	0:34.97	+5
7	6 ICE BOUND Isabella Teh	6	66.9 800m	0:10.44 Overall	1:19.44 [7] (0:10.44)	1:09.00 [9] (0:11.23)	0:57.77 [8] (0:11.35)	0:46.42 [8] (0:11.09)	0:35.33 [8] (0:11.11)	0:24.22 [6] (0:11.57)	0:35.33	+11
8	3 KAI COME Frank Edwards	3	69.3 1200m	0:10.34 Overall	1:19.44 [8] (0:10.34)	1:09.10 [6] (0:10.50)	0:58.60 [1] (0:10.91)	0:47.69 [1] (0:11.14)	0:36.55 [1] (0:11.22)	0:25.33 [2] (0:11.81)	0:36.55	+2
9	2 DISCO ANNIE Lacey Morrison	2	66.4 800m	0:10.28 Overall	1:20.58 [9] (0:10.28)	1:10.30 [3] (0:11.27)	0:59.03 [6] (0:11.29)	0:47.74 [7] (0:11.16)	0:36.58 [7] (0:11.40)	0:25.18 [7] (0:11.92)	0:36.58	+10
10	7 THE HIPPY Gabrielle Semmens	7	66.6 1000m	0:10.30 Overall	1:21.61 [10] (0:10.30)	1:11.31 [4] (0:11.18)	1:00.13 [5] (0:11.29)	0:48.84 [6] (0:11.22)	0:37.62 [6] (0:11.55)	0:26.07 [10] (0:12.52)	0:37.62	+5



Townsville QLD Professional
Race 4: BUSH TO BEACH REAL ESTATE QTIS Three-Years-Old Maiden
Handicap - 1300m
13 April 2024 - 14:42



Track Rating: Good 4, Weather: Fine, Rail Position: +6m 1000m-W/Post; +1.5m Remainder

Section				200m				Last 600m	
Field Times				0:12.62 (0:12.62)				0:35.58	
Rank	TAB	Horse/Jockey	Barrier	Top Speed [km/h]	Fastest Section	Margin			Distance Travelled [m]
1	5	MOON MISSILE Graham Kliese	5	67.0 1000m	0:10.34 Overall	0:12.25 [3] (0:12.25)	1:18.47		0:35.19
2	8	CYBER JAM Rebecca Wilson	8	66.9 1000m	0:10.13 Overall	0:12.61 [4] (0:12.61)	0.44L		0:35.43 +11
3	10	THREDBO Chelsea Jokic	10	67.9 1200m	0:10.16 Overall	0:13.10 [1] (0:13.10)	0.04L		0:35.98 +8
4	9	SNUGGLE BANG YAHOO Scott Sheargold	9	67.3 1000m	0:10.34 Overall	0:12.57 [5] (0:12.57)	0.09L		0:35.32 +6
5	4	RIVALON Adrian Layt	4	66.7 800m	0:10.44 Overall	0:12.35 [7] (0:12.35)	0.03L		0:34.80 +7
6	1	SOSTHENES Carl Spry	1	68.3 800m	0:10.60 Overall	0:12.47 [6] (0:12.47)	0.1L		0:34.97 +5
7	6	ICE BOUND Isabella Teh	6	66.9 800m	0:10.44 Overall	0:12.65 [8] (0:12.65)	0.27L		0:35.33 +11
8	3	KAI COME Frank Edwards	3	69.3 1200m	0:10.34 Overall	0:13.52 [2] (0:13.52)	0L		0:36.55 +2
9	2	DISCO ANNIE Lacey Morrison	2	66.4 800m	0:10.28 Overall	0:13.26 [9] (0:13.26)	1.14L		0:36.58 +10
10	7	THE HIPPY Gabrielle Semmens	7	66.6 1000m	0:10.30 Overall	0:13.55 [10] (0:13.55)	1.03L		0:37.62 +5

[] Ranking at each section and finish
 -:-:- No data available at this section
 NA No data available

SCN Saddle cloth number
 DNF Did not finish
 DNT Did not track



Horse/Jockey Name	Moon Missile
Final Rank	1
Fastest Section Time (Section)	0:10.34 (Overall)
Top Speed [km/h] (Section)	67.0 (1000m)
Race State	Finished



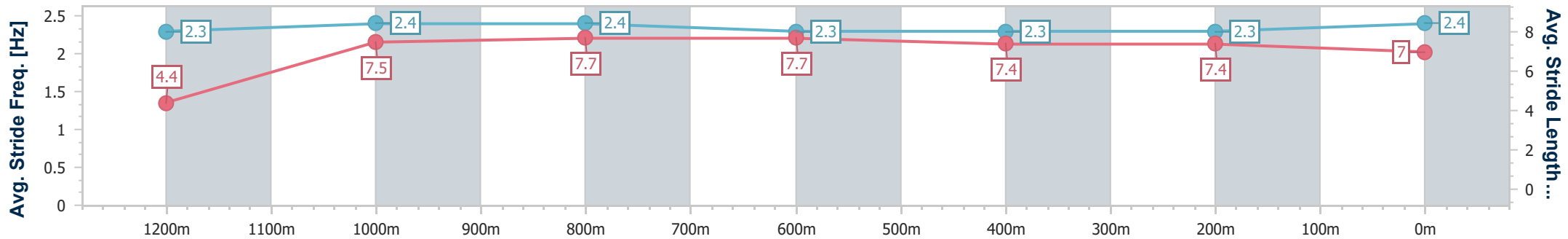
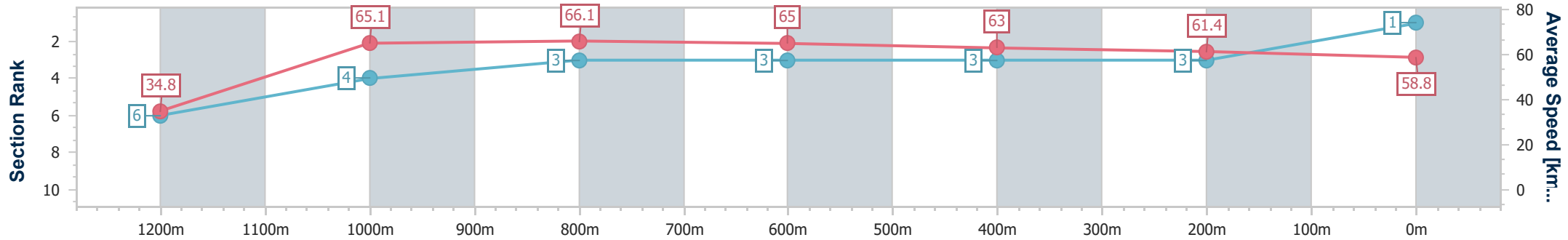
Townsville QLD Professional
Race 4: BUSH TO BEACH REAL ESTATE QTIS Three-Years-Old
Maiden Handicap - 1300m



13 April 2024 - 14:42

Track Rating: Good 4, Weather: Fine, Rail Position: +6m 1000m-
W/Post; +1.5m Remainder

Section	Overall	1200m	1000m	800m	600m	400m	200m
Section Times	1:18.47 [1] (0:10.34)	1:08.13 [6] (0:11.03)	0:57.10 [4] (0:10.89)	0:46.21 [3] (0:11.02)	0:35.19 [3] (0:11.25)	0:23.94 [3] (0:11.69)	0:12.25 [3] (0:12.25)
Average Speed [km/h]	34.8	65.1	66.1	65.0	63.0	61.4	58.8
Top Speed [km/h]	64.5	66.7	67.0	66.1	64.3	62.3	61.0
Avg. Dist. to Rail [m]	11.7	2.0	0.6	1.3	2.7	1.1	2.0
Avg. Stride Freq. [Hz]	2.3	2.4	2.4	2.3	2.3	2.3	2.4
Avg. Stride Length [m]	4.4	7.5	7.7	7.7	7.4	7.4	7.0



- [] Ranking at each section and finish
- .-.- No data available at this section
- NA No data available



Horse/Jockey Name	Cyber Jam
Final Rank	2
Fastest Section Time (Section)	0:10.13 (Overall)
Top Speed [km/h] (Section)	66.9 (1000m)
Race State	Finished



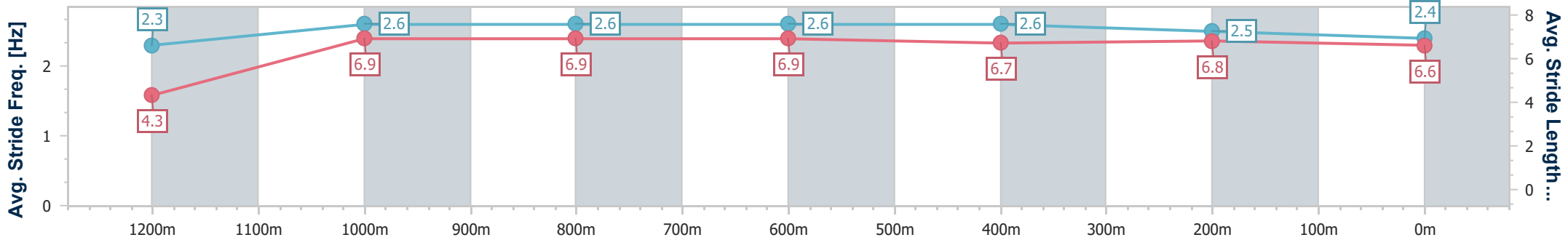
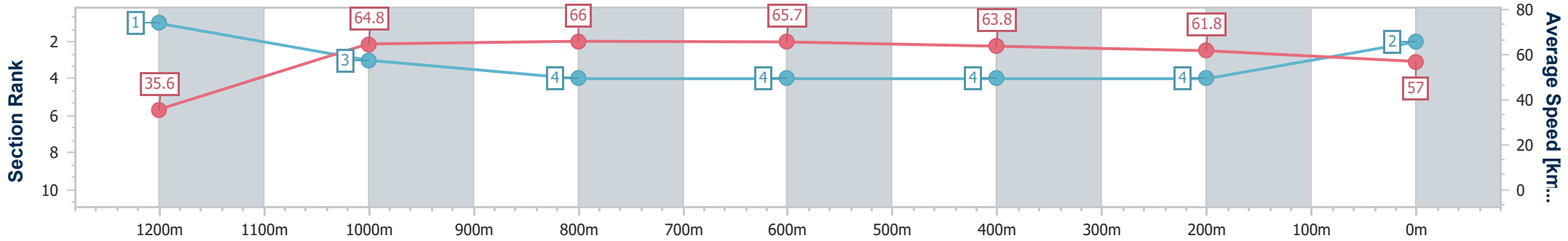
Townsville QLD Professional
Race 4: BUSH TO BEACH REAL ESTATE QTIS Three-Years-Old
Maiden Handicap - 1300m



13 April 2024 - 14:42

Track Rating: Good 4, Weather: Fine, Rail Position: +6m 1000m-
W/Post; +1.5m Remainder

Section	Overall	1200m	1000m	800m	600m	400m	200m							
Section Times	1:18.91 [2] (0:10.13)	1:08.78 [1] (0:11.15)	0:57.63 [3] (0:11.12)	0:46.51 [4] (0:11.08)	0:35.43 [4] (0:11.22)	0:24.21 [4] (0:11.60)	0:12.61 [4] (0:12.61)							
Average Speed [km/h]	35.6	64.8	66.0	65.7	63.8	61.8	57.0							
Top Speed [km/h]	62.3	66.0	66.9	66.4	64.7	62.5	61.8							
Avg. Dist. to Rail [m]	12.6	4.3	4.1	2.1	1.2	2.6	1.1							
Avg. Stride Freq. [Hz]	2.3	2.6	2.6	2.6	2.6	2.5	2.4							
Avg. Stride Length [m]	4.3	6.9	6.9	6.9	6.7	6.8	6.6							



- [] Ranking at each section and finish
- .-.- No data available at this section
- NA No data available



Horse/Jockey Name	Thredbo
Final Rank	3
Fastest Section Time (Section)	0:10.16 (Overall)
Top Speed [km/h] (Section)	67.9 (1200m)
Race State	Finished



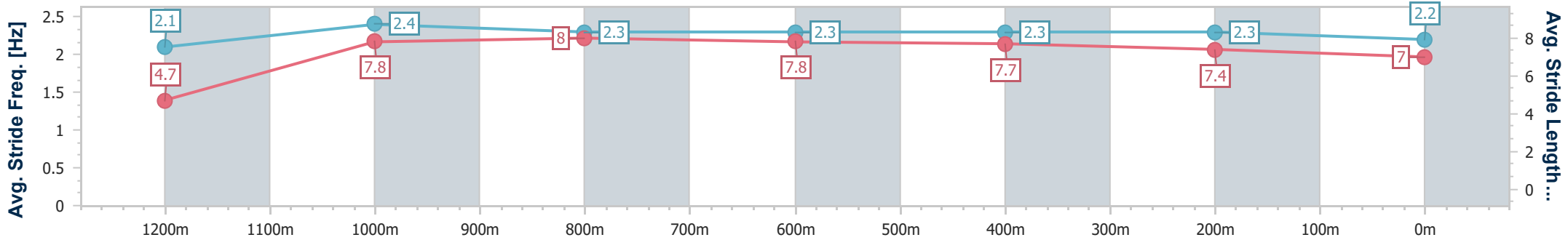
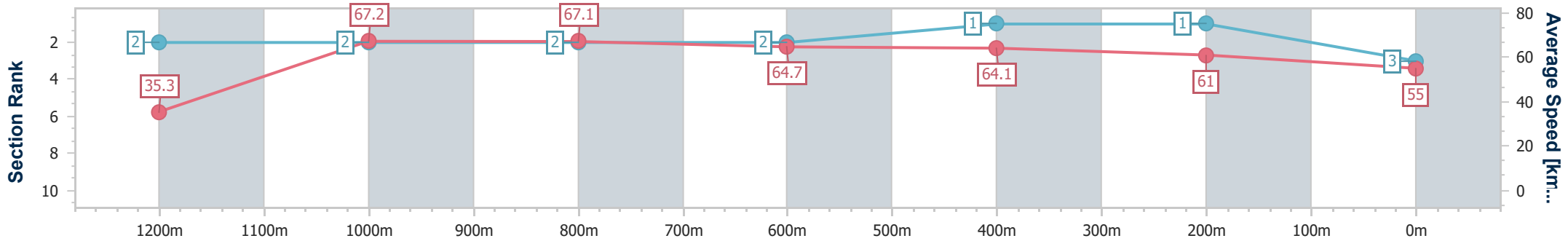
Townsville QLD Professional
Race 4: BUSH TO BEACH REAL ESTATE QTIS Three-Years-Old
Maiden Handicap - 1300m



13 April 2024 - 14:42

Track Rating: Good 4, Weather: Fine, Rail Position: +6m 1000m-
W/Post; +1.5m Remainder

Section	Overall	1200m	1000m	800m	600m	400m	200m							
Section Times	1:18.95 [3] (0:10.16)	1:08.79 [2] (0:10.74)	0:58.05 [2] (0:10.91)	0:47.14 [2] (0:11.16)	0:35.98 [2] (0:11.13)	0:24.85 [1] (0:11.75)	0:13.10 [1] (0:13.10)							
Average Speed [km/h]	35.3	67.2	67.1	64.7	64.1	61.0	55.0							
Top Speed [km/h]	64.7	67.9	67.6	66.6	65.2	62.8	58.9							
Avg. Dist. to Rail [m]	15.0	4.2	3.0	1.2	2.0	1.7	0.7							
Avg. Stride Freq. [Hz]	2.1	2.4	2.3	2.3	2.3	2.3	2.2							
Avg. Stride Length [m]	4.7	7.8	8.0	7.8	7.7	7.4	7.0							



- [] Ranking at each section and finish
- .-.- No data available at this section
- NA No data available



Horse/Jockey Name	Snuggle Bang Yahoo
Final Rank	4
Fastest Section Time (Section)	0:10.34 (Overall)
Top Speed [km/h] (Section)	67.3 (1000m)
Race State	Finished



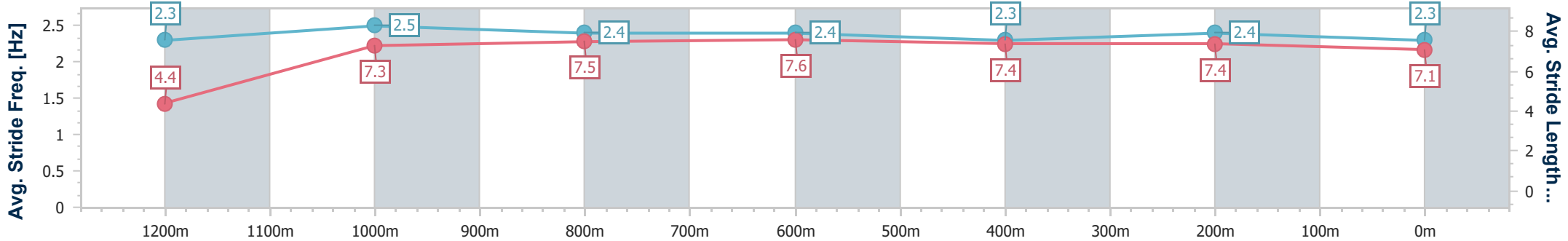
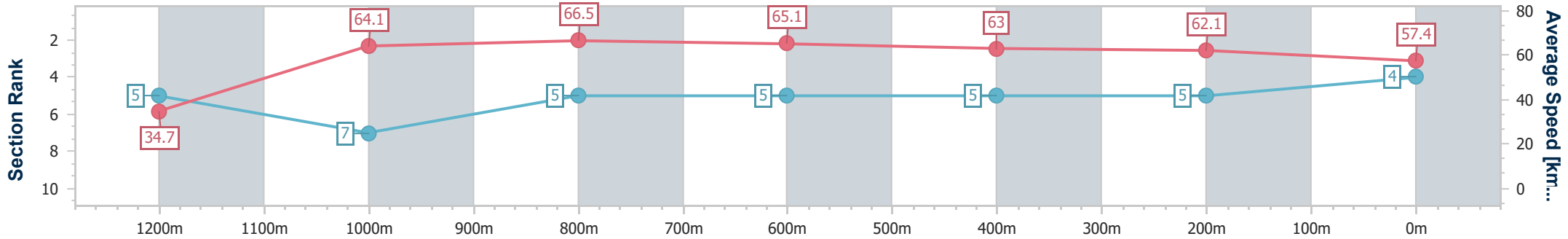
Townsville QLD Professional
Race 4: BUSH TO BEACH REAL ESTATE QTIS Three-Years-Old
Maiden Handicap - 1300m



13 April 2024 - 14:42

Track Rating: Good 4, Weather: Fine, Rail Position: +6m 1000m-
W/Post; +1.5m Remainder

Section	Overall	1200m	1000m	800m	600m	400m	200m
Section Times	1:19.04 [4] (0:10.34)	1:08.70 [5] (0:11.28)	0:57.42 [7] (0:10.99)	0:46.43 [5] (0:11.11)	0:35.32 [5] (0:11.22)	0:24.10 [5] (0:11.53)	0:12.57 [5] (0:12.57)
Average Speed [km/h]	34.7	64.1	66.5	65.1	63.0	62.1	57.4
Top Speed [km/h]	61.3	65.7	67.3	66.7	64.6	63.3	60.2
Avg. Dist. to Rail [m]	15.8	5.9	3.1	1.0	3.2	2.8	1.4
Avg. Stride Freq. [Hz]	2.3	2.5	2.4	2.4	2.3	2.4	2.3
Avg. Stride Length [m]	4.4	7.3	7.5	7.6	7.4	7.4	7.1



- [] Ranking at each section and finish
- .-.- No data available at this section
- NA No data available



Horse/Jockey Name	Rivalon
Final Rank	5
Fastest Section Time (Section)	0:10.44 (Overall)
Top Speed [km/h] (Section)	66.7 (800m)
Race State	Finished



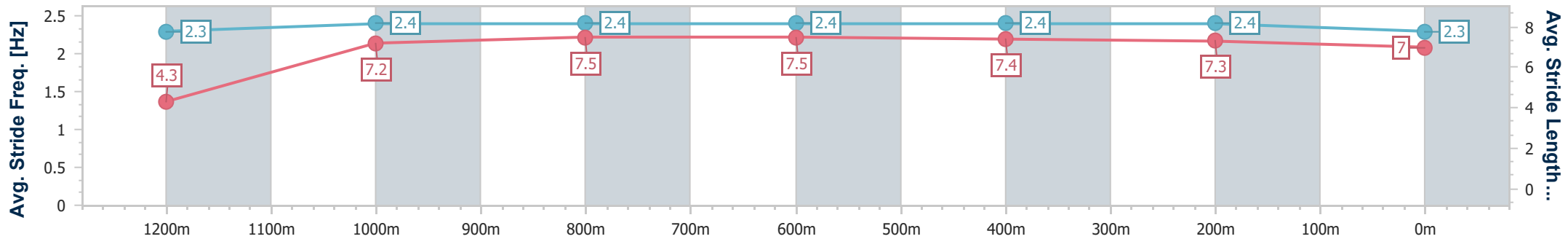
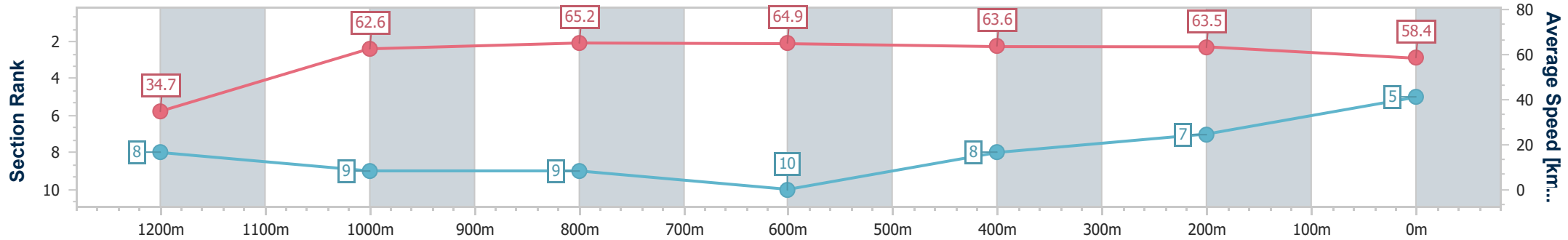
Townsville QLD Professional
Race 4: BUSH TO BEACH REAL ESTATE QTIS Three-Years-Old
Maiden Handicap - 1300m



13 April 2024 - 14:42

Track Rating: Good 4, Weather: Fine, Rail Position: +6m 1000m-
W/Post; +1.5m Remainder

Section	Overall	1200m	1000m	800m	600m	400m	200m
Section Times	1:19.07 [5] (0:10.44)	1:08.63 [8] (0:11.48)	0:57.15 [9] (0:11.23)	0:45.92 [9] (0:11.12)	0:34.80 [10] (0:11.19)	0:23.61 [8] (0:11.26)	0:12.35 [7] (0:12.35)
Average Speed [km/h]	34.7	62.6	65.2	64.9	63.6	63.5	58.4
Top Speed [km/h]	59.7	64.6	66.6	66.7	64.7	64.7	62.5
Avg. Dist. to Rail [m]	13.8	3.3	3.1	1.3	2.7	1.6	1.9
Avg. Stride Freq. [Hz]	2.3	2.4	2.4	2.4	2.4	2.4	2.3
Avg. Stride Length [m]	4.3	7.2	7.5	7.5	7.4	7.3	7.0



- [] Ranking at each section and finish
- .-.- No data available at this section
- NA No data available



Horse/Jockey Name	Sosthenes
Final Rank	6
Fastest Section Time (Section)	0:10.60 (Overall)
Top Speed [km/h] (Section)	68.3 (800m)
Race State	Finished



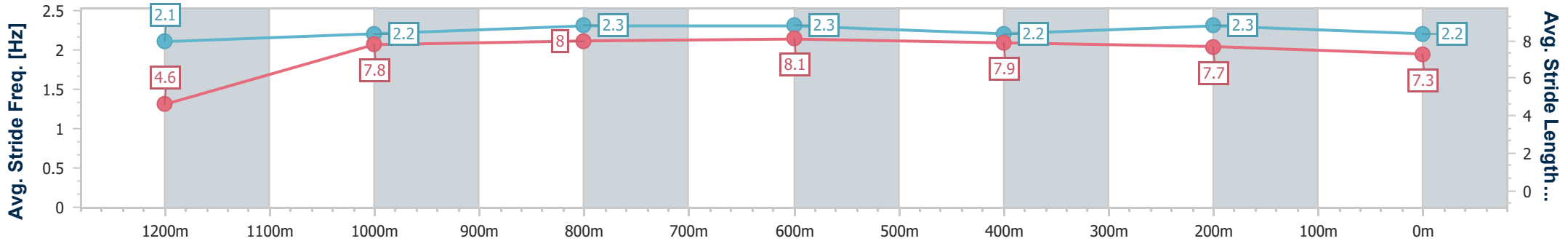
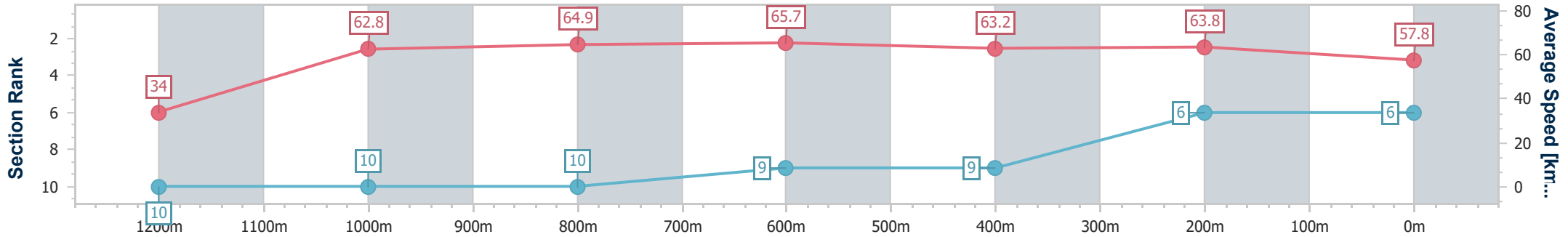
Townsville QLD Professional
Race 4: BUSH TO BEACH REAL ESTATE QTIS Three-Years-Old
Maiden Handicap - 1300m



13 April 2024 - 14:42

Track Rating: Good 4, Weather: Fine, Rail Position: +6m 1000m-
W/Post; +1.5m Remainder

Section	Overall	1200m	1000m	800m	600m	400m	200m
Section Times	1:19.17 [6] (0:10.60)	1:08.57 [10] (0:11.47)	0:57.10 [10] (0:11.20)	0:45.90 [10] (0:10.93)	0:34.97 [9] (0:11.29)	0:23.68 [9] (0:11.21)	0:12.47 [6] (0:12.47)
Average Speed [km/h]	34.0	62.8	64.9	65.7	63.2	63.8	57.8
Top Speed [km/h]	60.5	64.9	66.2	68.3	64.1	64.6	63.1
Avg. Dist. to Rail [m]	16.4	3.9	2.0	1.0	2.3	2.0	0.8
Avg. Stride Freq. [Hz]	2.1	2.2	2.3	2.3	2.2	2.3	2.2
Avg. Stride Length [m]	4.6	7.8	8.0	8.1	7.9	7.7	7.3



- [] Ranking at each section and finish
- .-.- No data available at this section
- NA No data available



Horse/Jockey Name	Ice Bound
Final Rank	7
Fastest Section Time (Section)	0:10.44 (Overall)
Top Speed [km/h] (Section)	66.9 (800m)
Race State	Finished



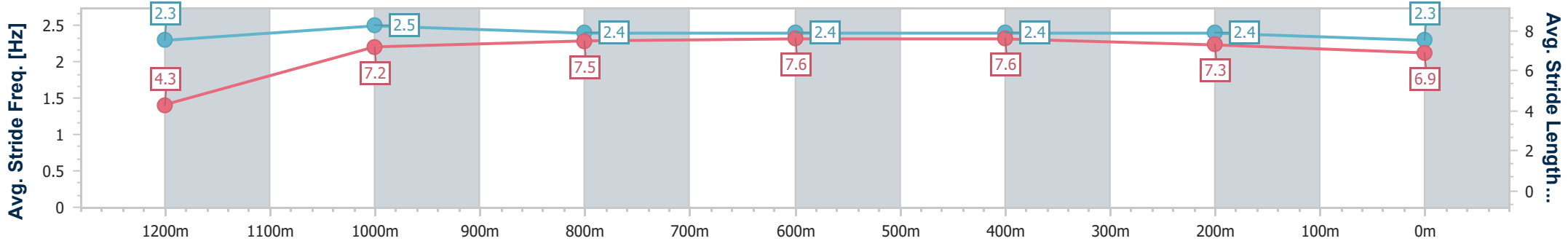
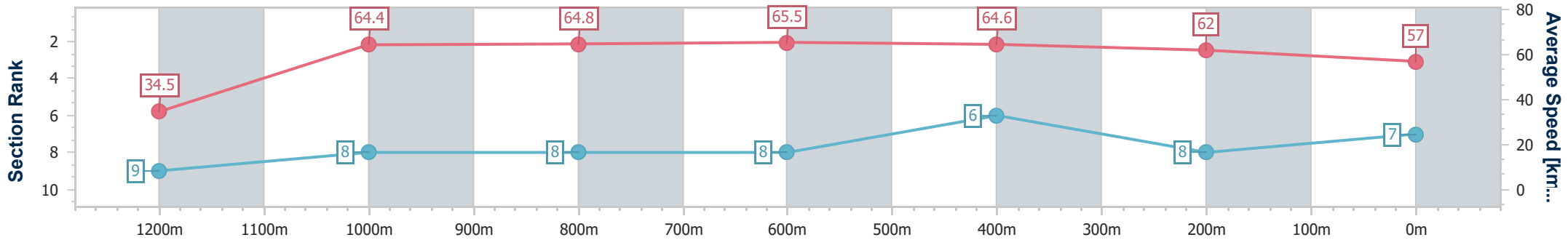
Townsville QLD Professional
Race 4: BUSH TO BEACH REAL ESTATE QTIS Three-Years-Old
Maiden Handicap - 1300m



13 April 2024 - 14:42

Track Rating: Good 4, Weather: Fine, Rail Position: +6m 1000m-
W/Post; +1.5m Remainder

Section	Overall	1200m	1000m	800m	600m	400m	200m							
Section Times	1:19.44 [7] (0:10.44)	1:09.00 [9] (0:11.23)	0:57.77 [8] (0:11.35)	0:46.42 [8] (0:11.09)	0:35.33 [8] (0:11.11)	0:24.22 [6] (0:11.57)	0:12.65 [8] (0:12.65)							
Average Speed [km/h]	34.5	64.4	64.8	65.5	64.6	62.0	57.0							
Top Speed [km/h]	63.1	65.1	65.5	66.9	65.6	63.5	60.2							
Avg. Dist. to Rail [m]	15.9	5.4	3.8	2.2	1.1	1.1	3.8							
Avg. Stride Freq. [Hz]	2.3	2.5	2.4	2.4	2.4	2.4	2.3							
Avg. Stride Length [m]	4.3	7.2	7.5	7.6	7.6	7.3	6.9							



- [] Ranking at each section and finish
- .-.- No data available at this section
- NA No data available



Horse/Jockey Name	Kai Come
Final Rank	8
Fastest Section Time (Section)	0:10.34 (Overall)
Top Speed [km/h] (Section)	69.3 (1200m)
Race State	Finished



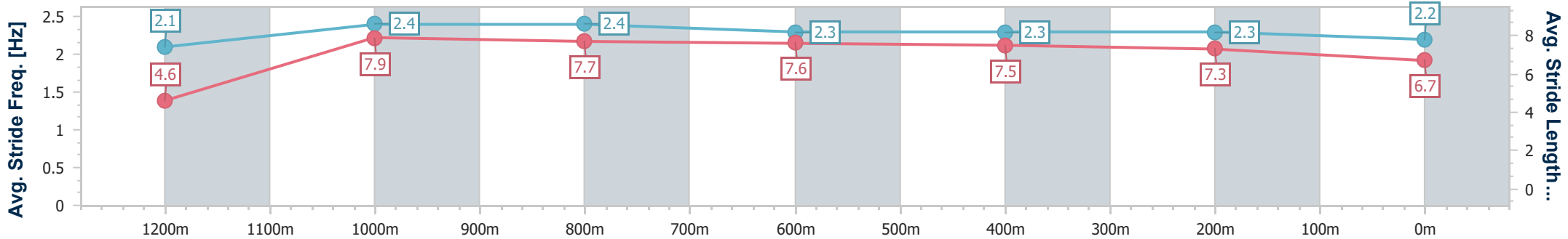
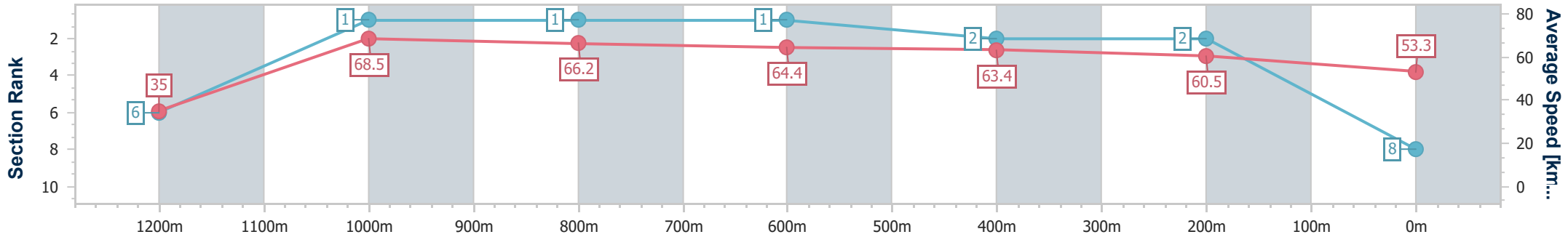
Townsville QLD Professional
Race 4: BUSH TO BEACH REAL ESTATE QTIS Three-Years-Old
Maiden Handicap - 1300m



13 April 2024 - 14:42

Track Rating: Good 4, Weather: Fine, Rail Position: +6m 1000m-
W/Post; +1.5m Remainder

Section	Overall	1200m	1000m	800m	600m	400m	200m							
Section Times	1:19.44 [8] (0:10.34)	1:09.10 [6] (0:10.50)	0:58.60 [1] (0:10.91)	0:47.69 [1] (0:11.14)	0:36.55 [1] (0:11.22)	0:25.33 [2] (0:11.81)	0:13.52 [2] (0:13.52)							
Average Speed [km/h]	35.0	68.5	66.2	64.4	63.4	60.5	53.3							
Top Speed [km/h]	66.8	69.3	67.6	66.0	65.4	62.8	58.6							
Avg. Dist. to Rail [m]	9.8	0.9	0.7	1.1	2.5	2.4	0.9							
Avg. Stride Freq. [Hz]	2.1	2.4	2.4	2.3	2.3	2.3	2.2							
Avg. Stride Length [m]	4.6	7.9	7.7	7.6	7.5	7.3	6.7							



- [] Ranking at each section and finish
- .-.- No data available at this section
- NA No data available



Horse/Jockey Name	Disco Annie
Final Rank	9
Fastest Section Time (Section)	0:10.28 (Overall)
Top Speed [km/h] (Section)	66.4 (800m)
Race State	Finished



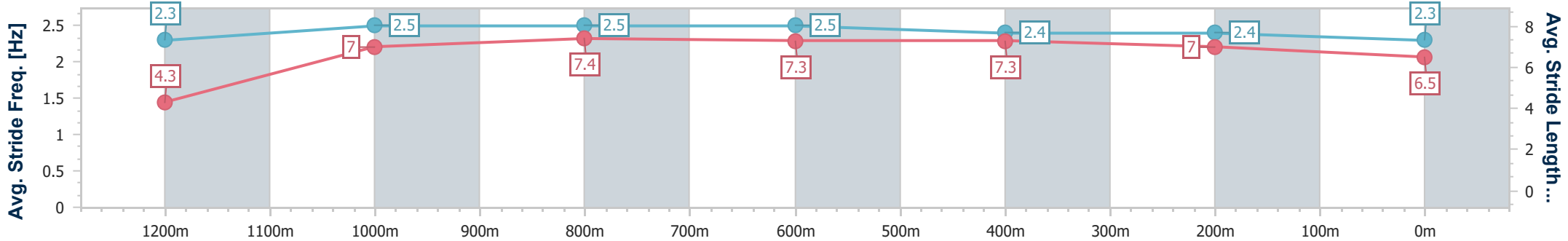
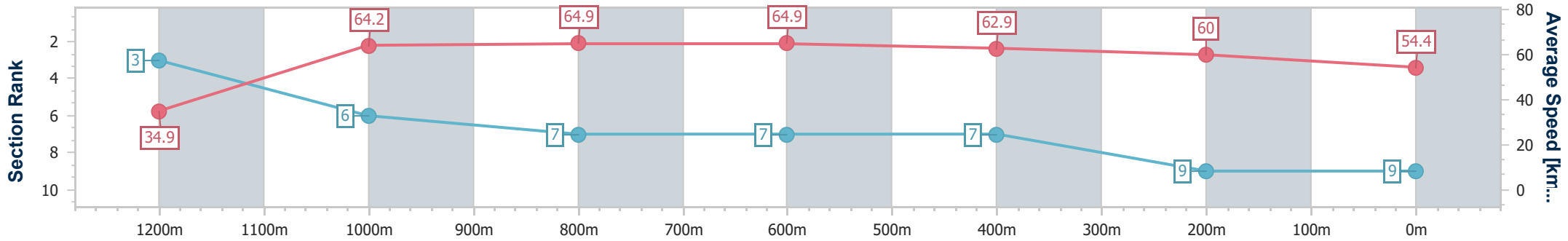
Townsville QLD Professional
Race 4: BUSH TO BEACH REAL ESTATE QTIS Three-Years-Old
Maiden Handicap - 1300m



13 April 2024 - 14:42

Track Rating: Good 4, Weather: Fine, Rail Position: +6m 1000m-
W/Post; +1.5m Remainder

Section	Overall	1200m	1000m	800m	600m	400m	200m
Section Times	1:20.58 [9] (0:10.28)	1:10.30 [3] (0:11.27)	0:59.03 [6] (0:11.29)	0:47.74 [7] (0:11.16)	0:36.58 [7] (0:11.40)	0:25.18 [7] (0:11.92)	0:13.26 [9] (0:13.26)
Average Speed [km/h]	34.9	64.2	64.9	64.9	62.9	60.0	54.4
Top Speed [km/h]	60.8	65.3	65.5	66.4	64.9	62.2	58.9
Avg. Dist. to Rail [m]	11.3	3.7	3.5	1.2	0.9	2.0	0.7
Avg. Stride Freq. [Hz]	2.3	2.5	2.5	2.5	2.4	2.4	2.3
Avg. Stride Length [m]	4.3	7.0	7.4	7.3	7.3	7.0	6.5



- [] Ranking at each section and finish
- .-.- No data available at this section
- NA No data available



Horse/Jockey Name	The Hippy
Final Rank	10
Fastest Section Time (Section)	0:10.30 (Overall)
Top Speed [km/h] (Section)	66.6 (1000m)
Race State	Finished



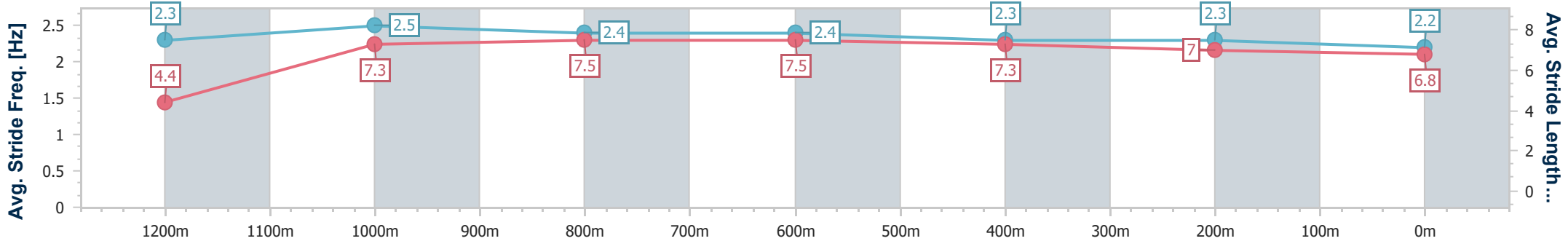
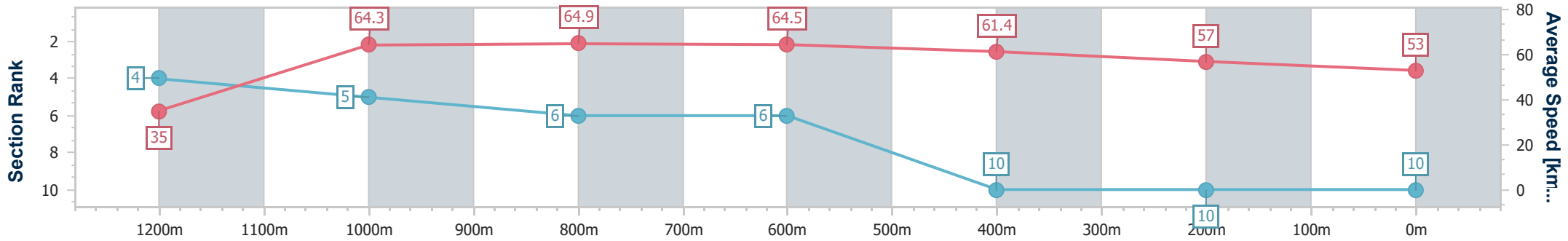
Townsville QLD Professional
Race 4: BUSH TO BEACH REAL ESTATE QTIS Three-Years-Old
Maiden Handicap - 1300m



13 April 2024 - 14:42

Track Rating: Good 4, Weather: Fine, Rail Position: +6m 1000m-
W/Post; +1.5m Remainder

Section	Overall	1200m	1000m	800m	600m	400m	200m							
Section Times	1:21.61 [10] (0:10.30)	1:11.31 [4] (0:11.18)	1:00.13 [5] (0:11.29)	0:48.84 [6] (0:11.22)	0:37.62 [6] (0:11.55)	0:26.07 [10] (0:12.52)	0:13.55 [10] (0:13.55)							
Average Speed [km/h]	35.0	64.3	64.9	64.5	61.4	57.0	53.0							
Top Speed [km/h]	62.1	65.4	66.6	66.0	64.3	59.3	55.8							
Avg. Dist. to Rail [m]	9.4	2.6	3.4	1.4	3.1	3.4	0.5							
Avg. Stride Freq. [Hz]	2.3	2.5	2.4	2.4	2.3	2.3	2.2							
Avg. Stride Length [m]	4.4	7.3	7.5	7.5	7.3	7.0	6.8							



- [] Ranking at each section and finish
- .-.- No data available at this section
- NA No data available



Townsville QLD Professional

Race 5: LADBROKES SAME RACE MULTI Maiden Handicap - 1000m

13 April 2024 - 15:19



Track Rating: Good 4, Weather: Fine, Rail Position: +6m 1000m-W/Post; +1.5m Remainder

Section		Overall	800m	600m	400m	200m	Last 600m					
Field Times		0:56.65 (0:13.37)	0:43.28 (0:10.05)	0:33.23 (0:10.42)	0:22.81 (0:11.03)	0:11.78 (0:11.78)	0:33.23					
Rank	TAB Horse/Jockey	Barrier	Top Speed [km/h]	Fastest Section	Margin					Distance Travelled [m]		
1	3 I EFF OH Gabrielle Semmens	3	73.4 800m	0:10.05 800m	0:56.65 [1] (0:13.37)	0:43.28 [1] (0:10.05)	0:33.23 [1] (0:10.42)	0:22.81 [1] (0:11.03)	0:11.78 [1] (0:11.78)	0:56.65	0:33.23	
2	6 ENUFF STOP IT Chelsea Jokic	6	73.2 800m	0:10.01 800m	0:57.01 [2] (0:13.45)	0:43.56 [2] (0:10.01)	0:33.55 [2] (0:10.41)	0:23.14 [2] (0:11.12)	0:12.02 [2] (0:12.02)	2.09L	0:33.55	-2
3	7 IMPERIUM Isabella Teh	7	71.8 800m	0:10.13 800m	0:57.04 [3] (0:14.08)	0:42.96 [8] (0:10.13)	0:32.83 [7] (0:10.34)	0:22.49 [5] (0:11.12)	0:11.37 [5] (0:11.37)	2.3L	0:32.83	+0
4	1 SIMPLE WAY Adrian Layt	1	72.7 800m	0:10.12 800m	0:57.18 [4] (0:13.58)	0:43.60 [4] (0:10.12)	0:33.48 [3] (0:10.42)	0:23.06 [3] (0:11.08)	0:11.98 [3] (0:11.98)	3.09L	0:33.48	+0
5	5 RISING PROPHET Rebecca Wilson	5	71.5 800m	0:10.11 800m	0:57.28 [5] (0:13.93)	0:43.35 [6] (0:10.11)	0:33.24 [5] (0:10.35)	0:22.89 [4] (0:11.03)	0:11.86 [4] (0:11.86)	3.69L	0:33.24	-2
6	2 WANDERLEI Lacey Morrison	2	71.6 800m	0:10.31 800m	0:57.76 [6] (0:13.96)	0:43.80 [7] (0:10.31)	0:33.49 [8] (0:10.40)	0:23.09 [8] (0:11.06)	0:12.03 [6] (0:12.03)	6.5L	0:33.49	+3
7	8 PRECISE FLAME Scott Sheargold	8	71.0 800m	0:10.46 800m	0:57.98 [7] (0:13.51)	0:44.47 [3] (0:10.46)	0:34.01 [4] (0:10.59)	0:23.42 [6] (0:11.31)	0:12.11 [8] (0:12.11)	7.8L	0:34.01	+1
8	4 JET STREAM Graham Kliese	4	72.7 800m	0:10.22 800m	0:58.03 [8] (0:13.92)	0:44.11 [5] (0:10.22)	0:33.89 [6] (0:10.46)	0:23.43 [7] (0:11.14)	0:12.29 [7] (0:12.29)	8.07L	0:33.89	+3

Scratched: Tsunami Force (#9)

[] Ranking at each section and finish
 -:-:- No data available at this section
 NA No data available

SCN Saddle cloth number
 DNF Did not finish
 DNT Did not track



Horse/Jockey Name	I Eff Oh
Final Rank	1
Fastest Section Time (Section)	0:10.05 (800m)
Top Speed [km/h] (Section)	73.4 (800m)
Race State	Finished



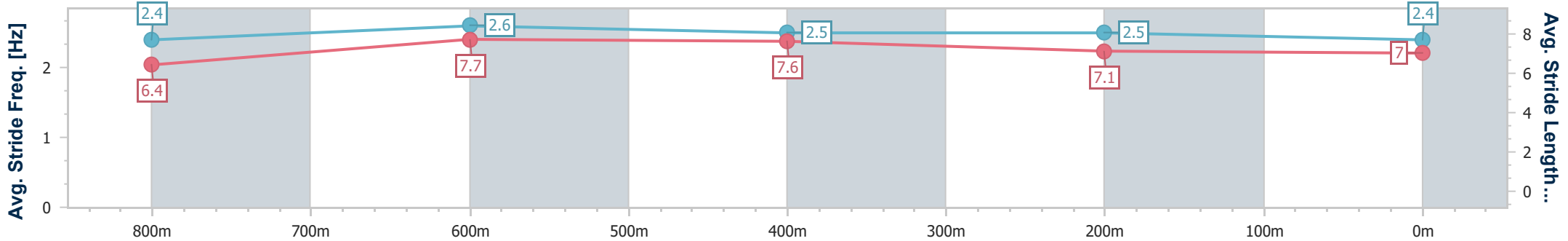
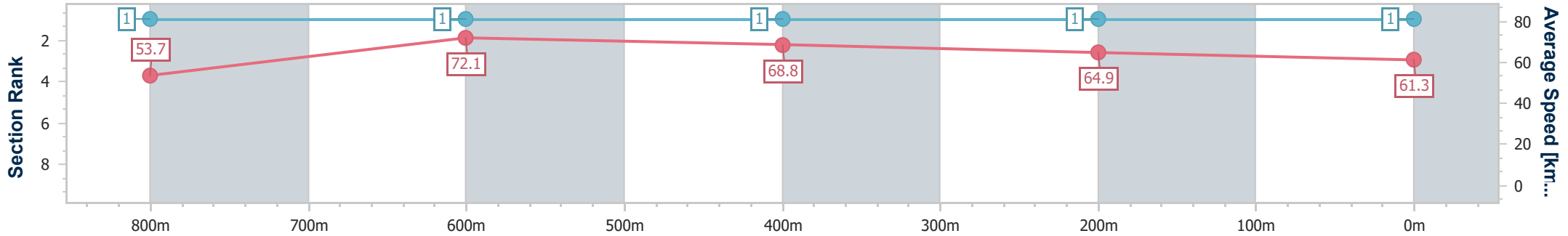
Townsville QLD Professional
Race 5: LADBROKES SAME RACE MULTI Maiden Handicap - 1000m

13 April 2024 - 15:19

Track Rating: Good 4, Weather: Fine, Rail Position: +6m 1000m-W/Post; +1.5m Remainder



Section	Overall	800m	600m	400m	200m
Section Times	0:56.65 [1] (0:13.37)	0:43.28 [1] (0:10.05)	0:33.23 [1] (0:10.42)	0:22.81 [1] (0:11.03)	0:11.78 [1] (0:11.78)
Average Speed [km/h]	53.7	72.1	68.8	64.9	61.3
Top Speed [km/h]	71.3	73.4	70.5	66.3	63.8
Avg. Dist. to Rail [m]	5.7	2.0	1.6	0.7	0.3
Avg. Stride Freq. [Hz]	2.4	2.6	2.5	2.5	2.4
Avg. Stride Length [m]	6.4	7.7	7.6	7.1	7.0



- [] Ranking at each section and finish
- .-.- No data available at this section
- NA No data available



Horse/Jockey Name	Enuff Stop It
Final Rank	2
Fastest Section Time (Section)	0:10.01 (800m)
Top Speed [km/h] (Section)	73.2 (800m)
Race State	Finished



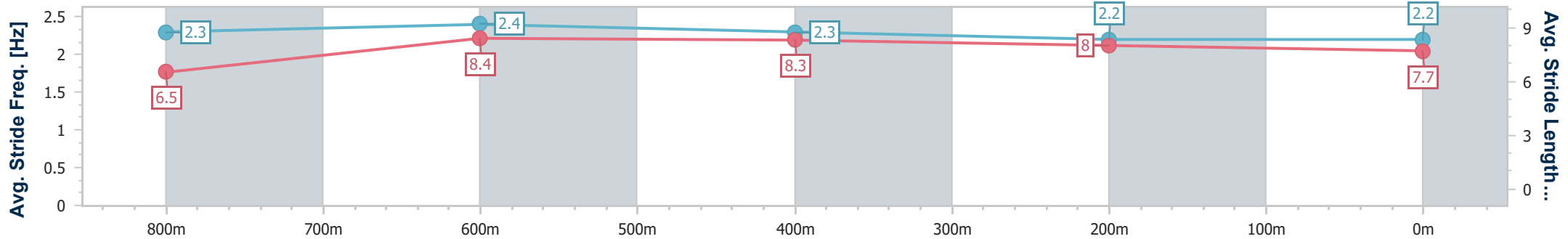
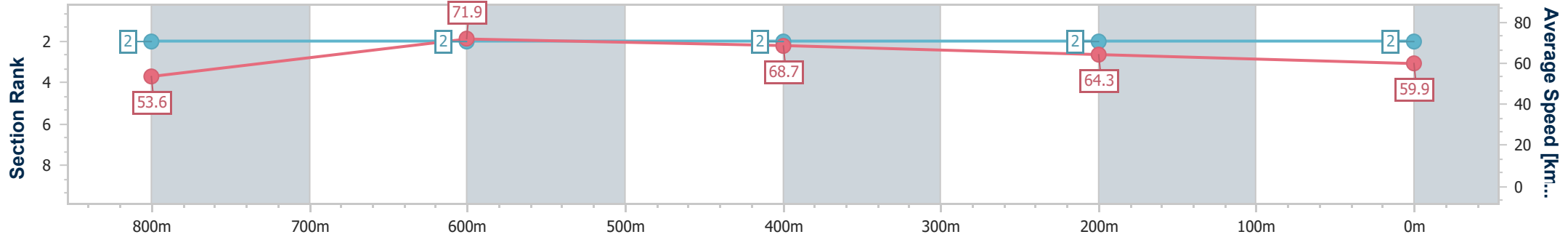
Townsville QLD Professional
Race 5: LADBROKES SAME RACE MULTI Maiden Handicap - 1000m

13 April 2024 - 15:19

Track Rating: Good 4, Weather: Fine, Rail Position: +6m 1000m-W/Post; +1.5m Remainder



Section	Overall	800m	600m	400m	200m
Section Times	0:57.01 [2] (0:13.45)	0:43.56 [2] (0:10.01)	0:33.55 [2] (0:10.41)	0:23.14 [2] (0:11.12)	0:12.02 [2] (0:12.02)
Average Speed [km/h]	53.6	71.9	68.7	64.3	59.9
Top Speed [km/h]	71.8	73.2	70.3	66.5	62.2
Avg. Dist. to Rail [m]	1.4	1.3	2.1	1.2	0.8
Avg. Stride Freq. [Hz]	2.3	2.4	2.3	2.2	2.2
Avg. Stride Length [m]	6.5	8.4	8.3	8.0	7.7



- [] Ranking at each section and finish
- .-.- No data available at this section
- NA No data available



Horse/Jockey Name	Imperium
Final Rank	3
Fastest Section Time (Section)	0:10.13 (800m)
Top Speed [km/h] (Section)	71.8 (800m)
Race State	Finished



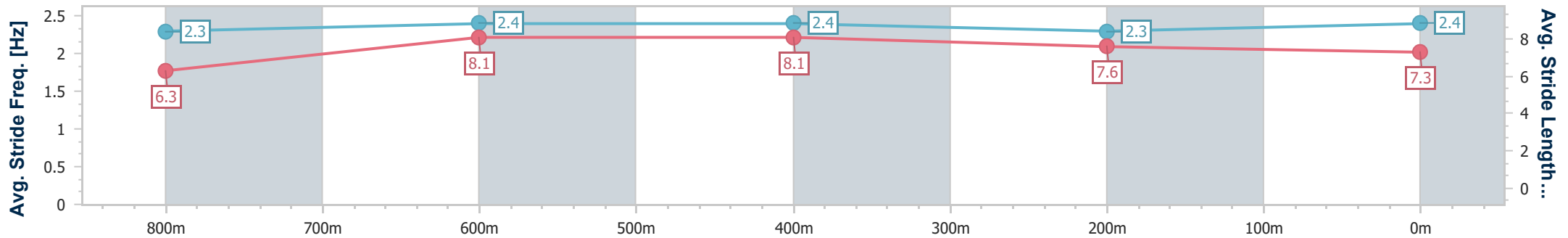
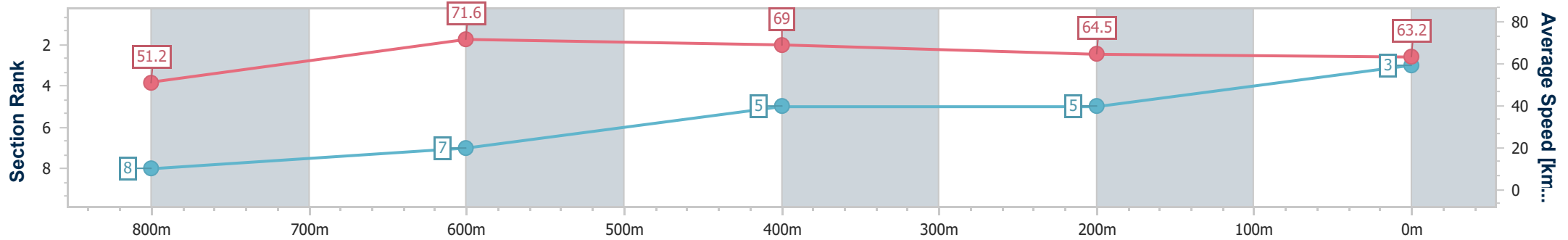
Townsville QLD Professional
Race 5: LADBROKES SAME RACE MULTI Maiden Handicap - 1000m

13 April 2024 - 15:19

Track Rating: Good 4, Weather: Fine, Rail Position: +6m 1000m-W/Post; +1.5m Remainder



Section	Overall	800m	600m	400m	200m
Section Times	0:57.04 [3] (0:14.08)	0:42.96 [8] (0:10.13)	0:32.83 [7] (0:10.34)	0:22.49 [5] (0:11.12)	0:11.37 [5] (0:11.37)
Average Speed [km/h]	51.2	71.6	69.0	64.5	63.2
Top Speed [km/h]	71.4	71.8	71.6	66.2	65.6
Avg. Dist. to Rail [m]	6.0	2.1	2.2	1.1	2.2
Avg. Stride Freq. [Hz]	2.3	2.4	2.4	2.3	2.4
Avg. Stride Length [m]	6.3	8.1	8.1	7.6	7.3



- [] Ranking at each section and finish
- .-.- No data available at this section
- NA No data available



Horse/Jockey Name	Simple Way
Final Rank	4
Fastest Section Time (Section)	0:10.12 (800m)
Top Speed [km/h] (Section)	72.7 (800m)
Race State	Finished



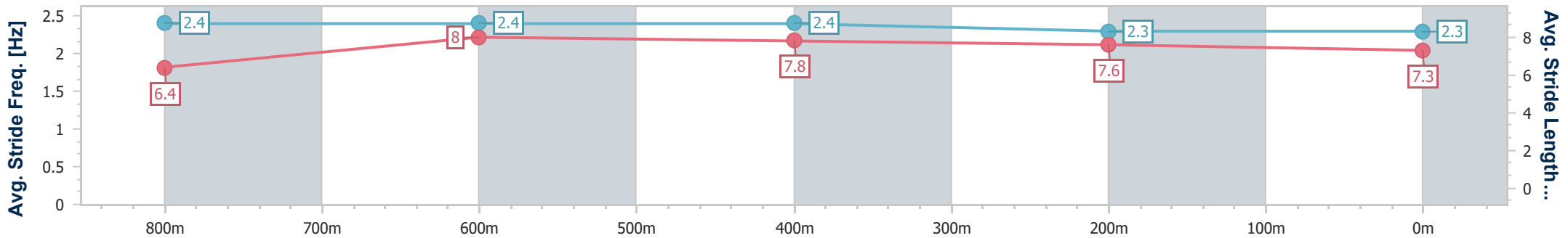
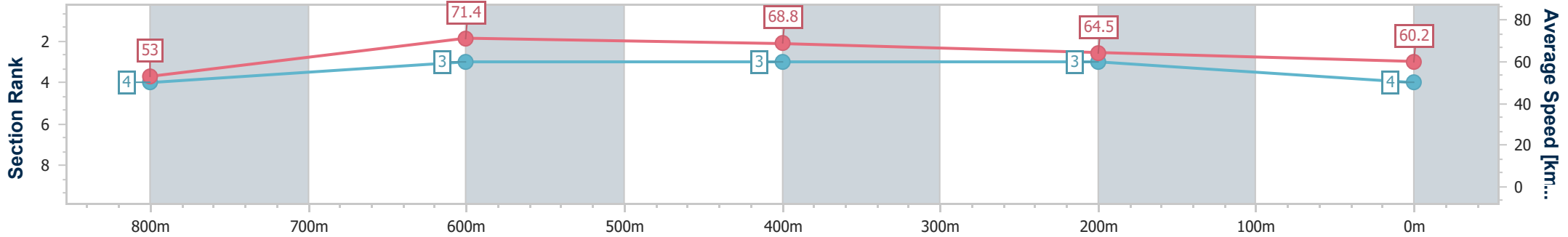
Townsville QLD Professional
Race 5: LADBROKES SAME RACE MULTI Maiden Handicap - 1000m

13 April 2024 - 15:19

Track Rating: Good 4, Weather: Fine, Rail Position: +6m 1000m-W/Post; +1.5m Remainder



Section	Overall	800m	600m	400m	200m
Section Times	0:57.18 [4] (0:13.58)	0:43.60 [4] (0:10.12)	0:33.48 [3] (0:10.42)	0:23.06 [3] (0:11.08)	0:11.98 [3] (0:11.98)
Average Speed [km/h]	53.0	71.4	68.8	64.5	60.2
Top Speed [km/h]	71.9	72.7	70.6	66.6	63.4
Avg. Dist. to Rail [m]	2.7	1.9	1.7	1.1	0.6
Avg. Stride Freq. [Hz]	2.4	2.4	2.4	2.3	2.3
Avg. Stride Length [m]	6.4	8.0	7.8	7.6	7.3



- [] Ranking at each section and finish
- .-.- No data available at this section
- NA No data available



Horse/Jockey Name	Rising Prophet
Final Rank	5
Fastest Section Time (Section)	0:10.11 (800m)
Top Speed [km/h] (Section)	71.5 (800m)
Race State	Finished



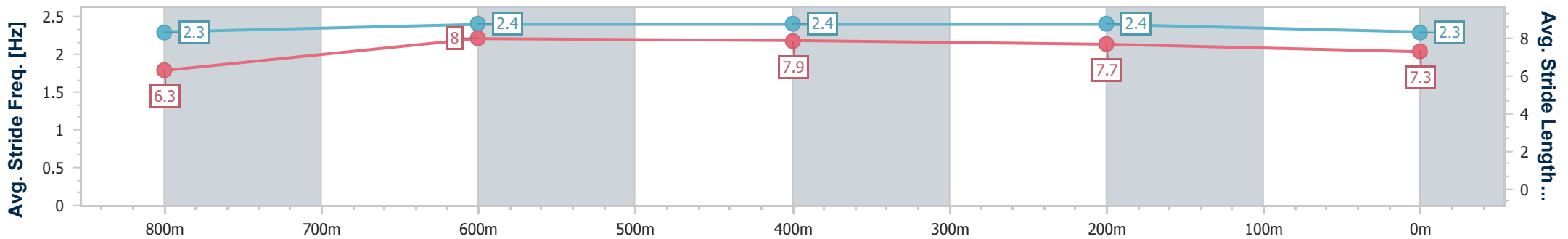
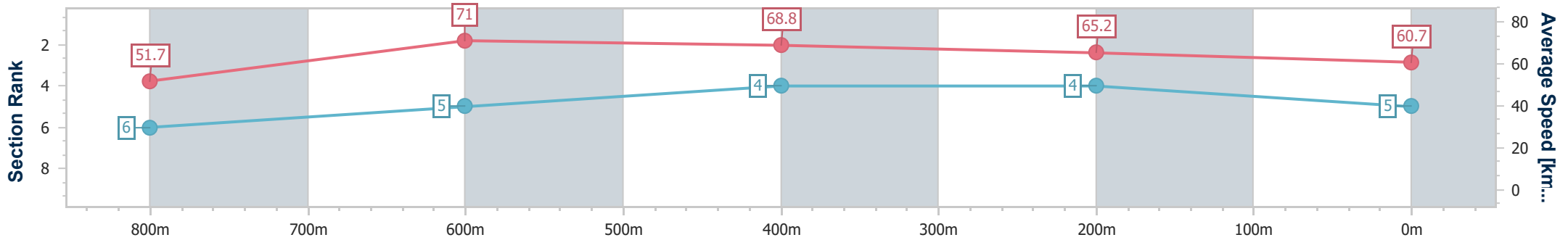
Townsville QLD Professional
Race 5: LADBROKES SAME RACE MULTI Maiden Handicap - 1000m



13 April 2024 - 15:19

Track Rating: Good 4, Weather: Fine, Rail Position: +6m 1000m-W/Post; +1.5m Remainder

Section	Overall	800m	600m	400m	200m
Section Times	0:57.28 [5] (0:13.93)	0:43.35 [6] (0:10.11)	0:33.24 [5] (0:10.35)	0:22.89 [4] (0:11.03)	0:11.86 [4] (0:11.86)
Average Speed [km/h]	51.7	71.0	68.8	65.2	60.7
Top Speed [km/h]	71.3	71.5	70.8	66.6	63.4
Avg. Dist. to Rail [m]	2.5	1.4	2.3	1.5	0.5
Avg. Stride Freq. [Hz]	2.3	2.4	2.4	2.4	2.3
Avg. Stride Length [m]	6.3	8.0	7.9	7.7	7.3



- [] Ranking at each section and finish
- .-.- No data available at this section
- NA No data available



Horse/Jockey Name	Wanderlei
Final Rank	6
Fastest Section Time (Section)	0:10.31 (800m)
Top Speed [km/h] (Section)	71.6 (800m)
Race State	Finished



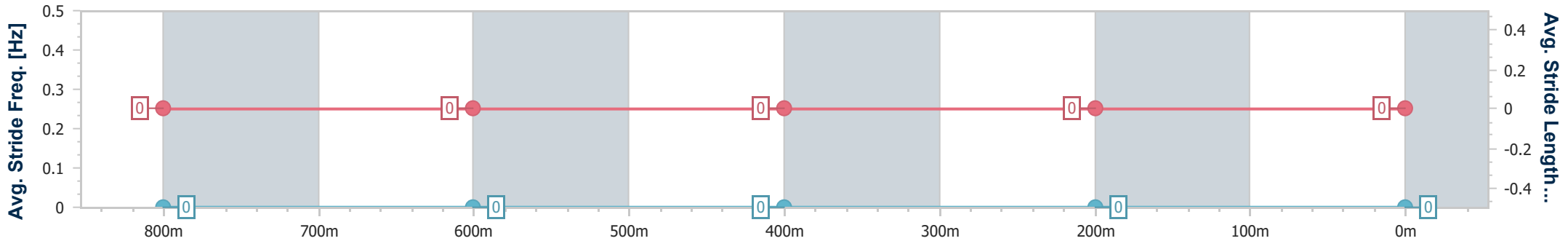
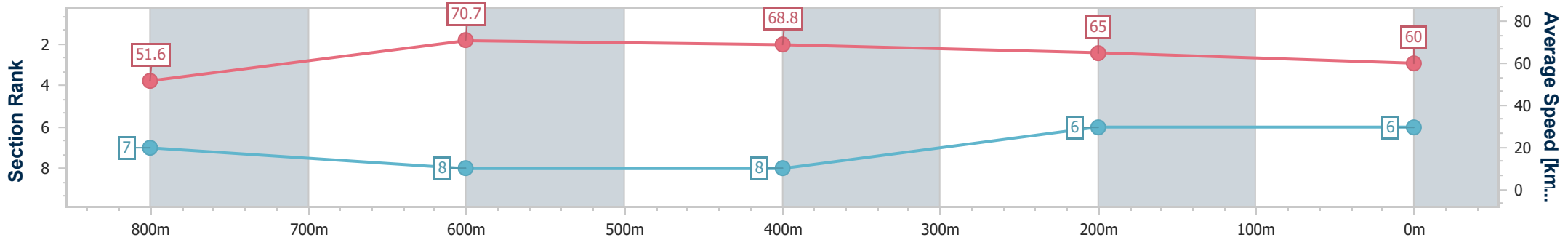
Townsville QLD Professional
Race 5: LADBROKES SAME RACE MULTI Maiden Handicap - 1000m

13 April 2024 - 15:19

Track Rating: Good 4, Weather: Fine, Rail Position: +6m 1000m-W/Post; +1.5m Remainder



Section	Overall	800m	600m	400m	200m
Section Times	0:57.76 [6] (0:13.96)	0:43.80 [7] (0:10.31)	0:33.49 [8] (0:10.40)	0:23.09 [8] (0:11.06)	0:12.03 [6] (0:12.03)
Average Speed [km/h]	51.6	70.7	68.8	65.0	60.0
Top Speed [km/h]	71.1	71.6	71.4	67.8	63.6
Avg. Dist. to Rail [m]	7.0	3.8	1.1	1.2	4.0
Avg. Stride Freq. [Hz]	---	---	---	---	---
Avg. Stride Length [m]	---	---	---	---	---



- [] Ranking at each section and finish
- No data available at this section
- NA No data available



Horse/Jockey Name	Precise Flame
Final Rank	7
Fastest Section Time (Section)	0:10.46 (800m)
Top Speed [km/h] (Section)	71.0 (800m)
Race State	Finished



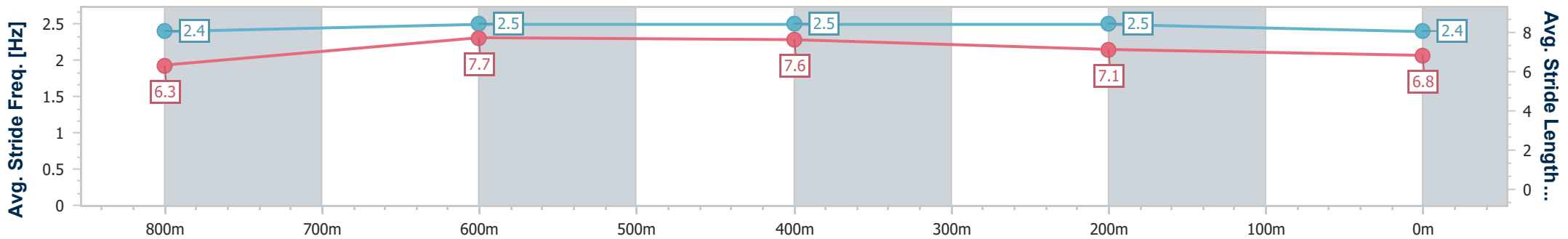
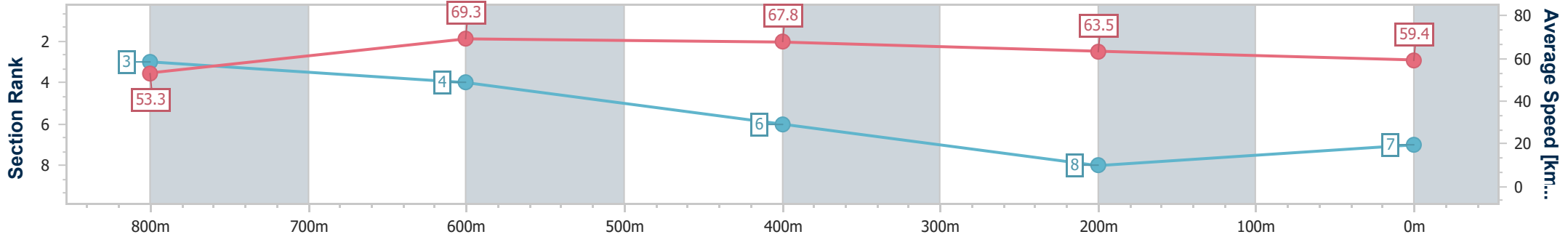
Townsville QLD Professional
Race 5: LADBROKES SAME RACE MULTI Maiden Handicap - 1000m

13 April 2024 - 15:19

Track Rating: Good 4, Weather: Fine, Rail Position: +6m 1000m-W/Post; +1.5m Remainder



Section	Overall	800m	600m	400m	200m
Section Times	0:57.98 [7] (0:13.51)	0:44.47 [3] (0:10.46)	0:34.01 [4] (0:10.59)	0:23.42 [6] (0:11.31)	0:12.11 [8] (0:12.11)
Average Speed [km/h]	53.3	69.3	67.8	63.5	59.4
Top Speed [km/h]	70.6	71.0	69.8	64.9	62.6
Avg. Dist. to Rail [m]	4.2	2.3	1.0	1.3	4.2
Avg. Stride Freq. [Hz]	2.4	2.5	2.5	2.5	2.4
Avg. Stride Length [m]	6.3	7.7	7.6	7.1	6.8



- [] Ranking at each section and finish
- .-.- No data available at this section
- NA No data available



Horse/Jockey Name	Jet Stream
Final Rank	8
Fastest Section Time (Section)	0:10.22 (800m)
Top Speed [km/h] (Section)	72.7 (800m)
Race State	Finished



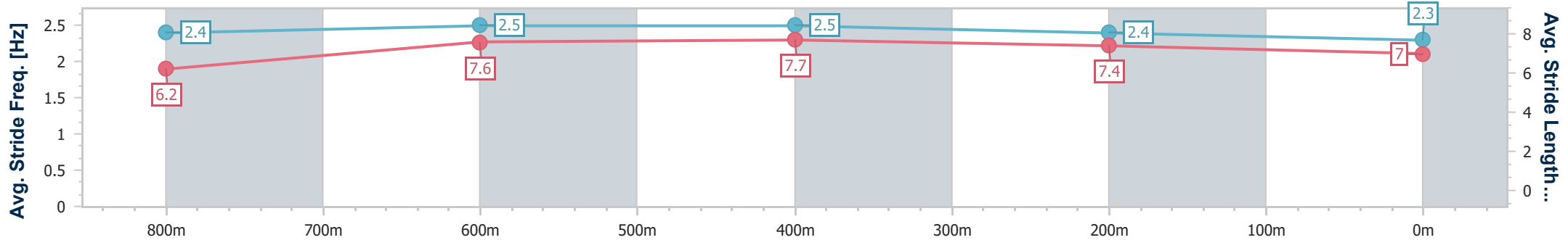
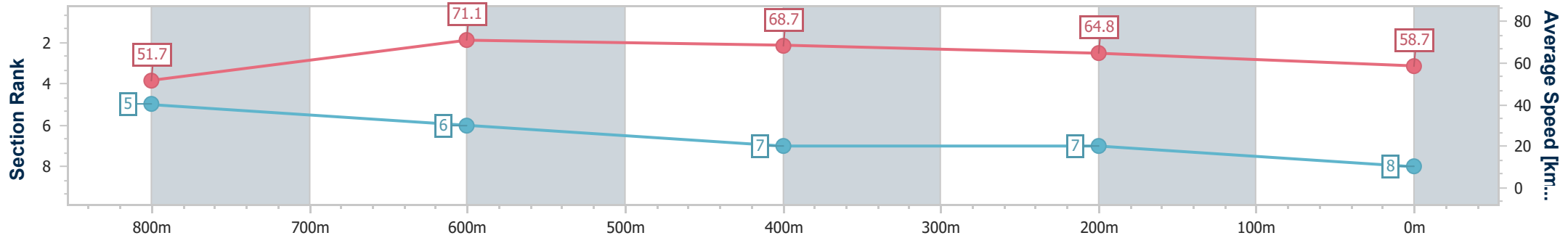
Townsville QLD Professional
Race 5: LADBROKES SAME RACE MULTI Maiden Handicap - 1000m

13 April 2024 - 15:19

Track Rating: Good 4, Weather: Fine, Rail Position: +6m 1000m-W/Post; +1.5m Remainder



Section	Overall	800m	600m	400m	200m
Section Times	0:58.03 [8] (0:13.92)	0:44.11 [5] (0:10.22)	0:33.89 [6] (0:10.46)	0:23.43 [7] (0:11.14)	0:12.29 [7] (0:12.29)
Average Speed [km/h]	51.7	71.1	68.7	64.8	58.7
Top Speed [km/h]	70.0	72.7	71.4	66.5	62.6
Avg. Dist. to Rail [m]	9.2	3.4	0.6	2.6	5.1
Avg. Stride Freq. [Hz]	2.4	2.5	2.5	2.4	2.3
Avg. Stride Length [m]	6.2	7.6	7.7	7.4	7.0



- [] Ranking at each section and finish
- .-.- No data available at this section
- NA No data available