



Toowoomba QLD Professional

Race 5: K&R PLUMBING SUPPLIES BENCHMARK 58 Handicap - 1625m

13 April 2024 - 19:47



Track Rating: Good 4 , Weather: Fine , Rail Position: +5m Entire

Section		Overall	1400m	1200m	1000m	800m	600m	400m	Last 600m				
Field Times		1:44.35 (0:16.65)	1:27.70 (0:12.48)	1:15.22 (0:12.70)	1:02.52 (0:13.05)	0:49.47 (0:12.57)	0:36.90 (0:12.41)	0:24.49 (0:12.31)	0:36.90				
Rank	TAB Horse/Jockey	Barrier	Top Speed [km/h]	Fastest Section									Distance Travelled [m]
1	7 FAST LADY Chris Whiteley	7	63.3	0:12.06	1:44.35 [1] (0:16.93)	1:27.42 [4] (0:12.38)	1:15.04 [3] (0:12.80)	1:02.24 [3] (0:13.08)	0:49.16 [3] (0:12.45)	0:36.71 [3] (0:12.47)	0:24.24 [3] (0:12.06)	0:36.71	
2	4 MIKKI EIGHT Les Tilley	4	63.4	0:12.01	1:44.46 [2] (0:17.10)	1:27.36 [5] (0:12.55)	1:14.81 [5] (0:12.79)	1:02.02 [5] (0:13.05)	0:48.97 [5] (0:12.47)	0:36.50 [5] (0:12.30)	0:24.20 [5] (0:12.19)	0:36.50	+5
3	1 JAKKALBERRY FINN Olivia Kendal	1	61.7	0:12.10	1:45.05 [3] (0:17.55)	1:27.50 [7] (0:12.43)	1:15.07 [8] (0:13.04)	1:02.03 [8] (0:12.98)	0:49.05 [8] (0:12.27)	0:36.78 [7] (0:12.33)	0:24.45 [7] (0:12.10)	0:36.78	-2
4	10 PANNIER Cobi Vitler	10	64.7	0:12.44	1:45.06 [4] (0:16.65)	1:28.41 [1] (0:12.52)	1:15.89 [2] (0:12.74)	1:03.15 [2] (0:13.02)	0:50.13 [2] (0:12.64)	0:37.49 [2] (0:12.47)	0:25.02 [2] (0:12.44)	0:37.49	+12
5	3 IRISH SALLY Karl Zechner	3	64.2	0:12.28	1:45.18 [5] (0:17.21)	1:27.97 [6] (0:12.50)	1:15.47 [6] (0:12.82)	1:02.65 [6] (0:13.02)	0:49.63 [6] (0:12.49)	0:37.14 [6] (0:12.37)	0:24.77 [6] (0:12.28)	0:37.14	+11
6	9 REFORMIST Paul Hammersley	9	64.9	0:12.40	1:45.63 [6] (0:16.82)	1:28.81 [3] (0:12.59)	1:16.22 [4] (0:12.76)	1:03.46 [4] (0:13.06)	0:50.40 [4] (0:12.57)	0:37.83 [4] (0:12.40)	0:25.43 [4] (0:12.44)	0:37.83	+10
7	6 HOT BANANAS Nozi Tomizawa	6	65.9	0:12.35	1:46.66 [7] (0:16.78)	1:29.88 [2] (0:12.35)	1:17.53 [1] (0:12.70)	1:04.83 [1] (0:13.05)	0:51.78 [1] (0:12.57)	0:39.21 [1] (0:12.41)	0:26.80 [1] (0:12.83)	0:39.21	+2
8	5 CHAMPAGNE POP Sean Cormack	5	64.6	0:12.26	1:46.92 [8] (0:17.68)	1:29.24 [8] (0:12.26)	1:16.98 [7] (0:12.82)	1:04.16 [7] (0:13.04)	0:51.12 [7] (0:12.58)	0:38.54 [8] (0:12.48)	0:26.06 [8] (0:12.74)	0:38.54	+2

Scratched: Sabie Park (#11), Kalea (#13), Tropic Sands (#2), When Doves Fly (#14), Super Fair (#8), Glide On By (#12)

[] Ranking at each section and finish
 -:-:- No data available at this section
 NA No data available

SCN Saddle cloth number
 DNF Did not finish
 DNT Did not track



Toowoomba QLD Professional

Race 5: K&R PLUMBING SUPPLIES BENCHMARK 58 Handicap - 1625m

13 April 2024 - 19:47



Track Rating: Good 4 , Weather: Fine , Rail Position: +5m Entire

Section							200m			Last 600m
Field Times							0:12.18			0:36.90
Rank	TAB	Horse/Jockey	Barrier	Top Speed [km/h]	Fastest Section	Margin				Distance Travelled [m]
1	7	FAST LADY Chris Whiteley	7	63.3 Overall	0:12.06 400m	0:12.18 [1] (0:12.18)	1:44.35		0:36.71	
2	4	MIKKI EIGHT Les Tilley	4	63.4 Overall	0:12.01 200m	0:12.01 [2] (0:12.01)	0.5L		0:36.50	+5
3	1	JAKKALBERRY FINN Olivia Kendal	1	61.7 Overall	0:12.10 400m	0:12.35 [7] (0:12.35)	3.8L		0:36.78	-2
4	10	PANNIER Cobi Vitler	10	64.7 Overall	0:12.44 400m	0:12.58 [3] (0:12.58)	3.9L		0:37.49	+12
5	3	IRISH SALLY Karl Zechner	3	64.2 Overall	0:12.28 400m	0:12.49 [6] (0:12.49)	4.4L		0:37.14	+11
6	9	REFORMIST Paul Hammersley	9	64.9 Overall	0:12.40 600m	0:12.99 [4] (0:12.99)	6.9L		0:37.83	+10
7	6	HOT BANANAS Nozi Tomizawa	6	65.9 Overall	0:12.35 1400m	0:13.97 [5] (0:13.97)	12.9L		0:39.21	+2
8	5	CHAMPAGNE POP Sean Cormack	5	64.6 Overall	0:12.26 1400m	0:13.32 [8] (0:13.32)	14.2L		0:38.54	+2

Scratched: Sabie Park (#11), Kalea (#13), Tropic Sands (#2), When Doves Fly (#14), Super Fair (#8), Glide On By (#12)

[] Ranking at each section and finish
 -:-:- No data available at this section
 NA No data available

SCN Saddle cloth number
 DNF Did not finish
 DNT Did not track



Horse/Jockey Name	Fast Lady
Final Rank	1
Fastest Section Time (Section)	0:12.06 (400m)
Top Speed [km/h] (Section)	63.3 (Overall)
Race State	Finished



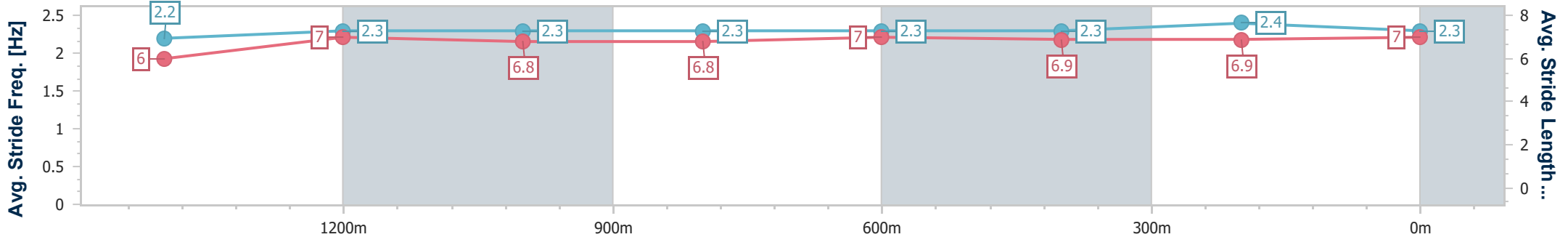
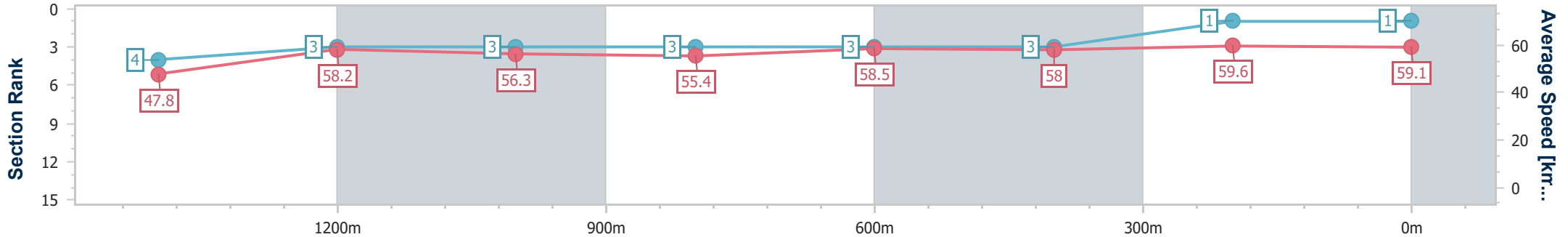
Toowoomba QLD Professional
Race 5: K&R PLUMBING SUPPLIES BENCHMARK 58 Handicap
- 1625m



13 April 2024 - 19:47

Track Rating: Good 4 , Weather: Fine , Rail Position: +5m Entire

Section	Overall	1400m	1200m	1000m	800m	600m	400m	200m
Section Times	1:44.35 [1] (0:16.93)	1:27.42 [4] (0:12.38)	1:15.04 [3] (0:12.80)	1:02.24 [3] (0:13.08)	0:49.16 [3] (0:12.45)	0:36.71 [3] (0:12.47)	0:24.24 [3] (0:12.06)	0:12.18 [1] (0:12.18)
Average Speed [km/h]	47.8	58.2	56.3	55.4	58.5	58.0	59.6	59.1
Top Speed [km/h]	63.3	61.1	57.1	57.1	59.1	58.9	61.0	59.3
Avg. Dist. to Rail [m]	2.9	0.4	1.3	2.1	2.5	1.3	0.6	1.2
Avg. Stride Freq. [Hz]	2.2	2.3	2.3	2.3	2.3	2.3	2.4	2.3
Avg. Stride Length [m]	6.0	7.0	6.8	6.8	7.0	6.9	6.9	7.0



- [] Ranking at each section and finish
- .-.- No data available at this section
- NA No data available



Horse/Jockey Name	Mikki Eight
Final Rank	2
Fastest Section Time (Section)	0:12.01 (200m)
Top Speed [km/h] (Section)	63.4 (Overall)
Race State	Finished



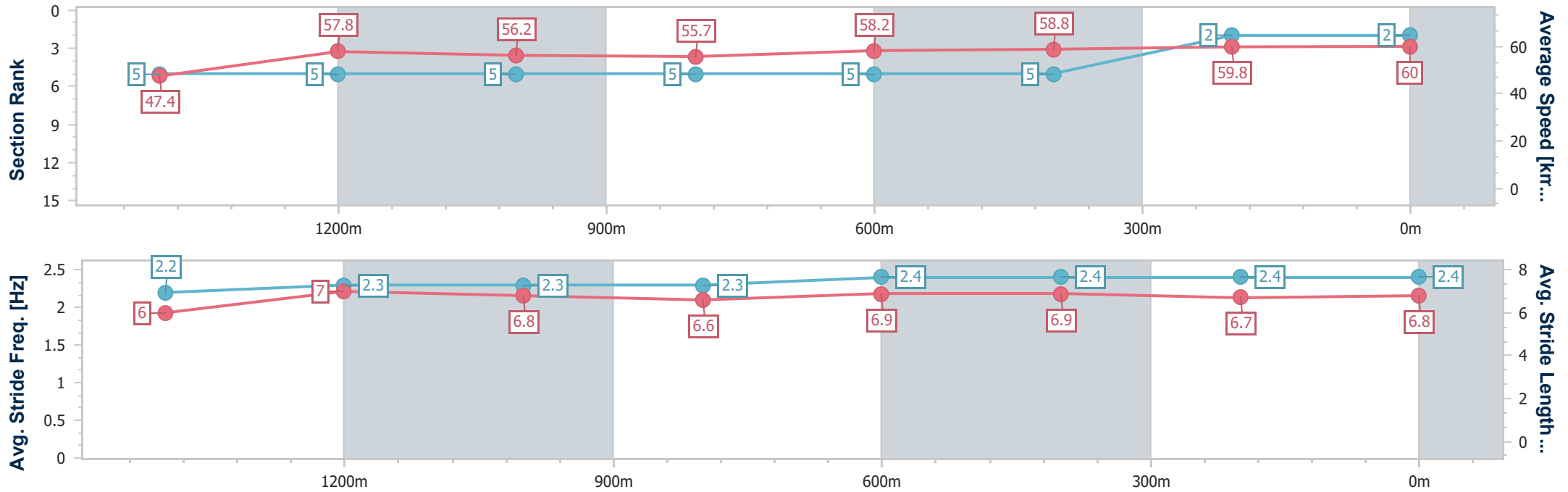
Toowoomba QLD Professional
Race 5: K&R PLUMBING SUPPLIES BENCHMARK 58 Handicap
- 1625m



13 April 2024 - 19:47

Track Rating: Good 4 , Weather: Fine , Rail Position: +5m Entire

Section	Overall	1400m	1200m	1000m	800m	600m	400m	200m
Section Times	1:44.46 [2] (0:17.10)	1:27.36 [5] (0:12.55)	1:14.81 [5] (0:12.79)	1:02.02 [5] (0:13.05)	0:48.97 [5] (0:12.47)	0:36.50 [5] (0:12.30)	0:24.20 [5] (0:12.19)	0:12.01 [2] (0:12.01)
Average Speed [km/h]	47.4	57.8	56.2	55.7	58.2	58.8	59.8	60.0
Top Speed [km/h]	63.4	62.1	58.3	56.7	59.7	60.2	61.2	61.4
Avg. Dist. to Rail [m]	3.7	1.5	2.3	2.4	2.0	1.0	3.5	2.9
Avg. Stride Freq. [Hz]	2.2	2.3	2.3	2.3	2.4	2.4	2.4	2.4
Avg. Stride Length [m]	6.0	7.0	6.8	6.6	6.9	6.9	6.7	6.8



- [] Ranking at each section and finish
- .-.- No data available at this section
- NA No data available



Horse/Jockey Name	Jakkalberry Finn
Final Rank	3
Fastest Section Time (Section)	0:12.10 (400m)
Top Speed [km/h] (Section)	61.7 (Overall)
Race State	Finished



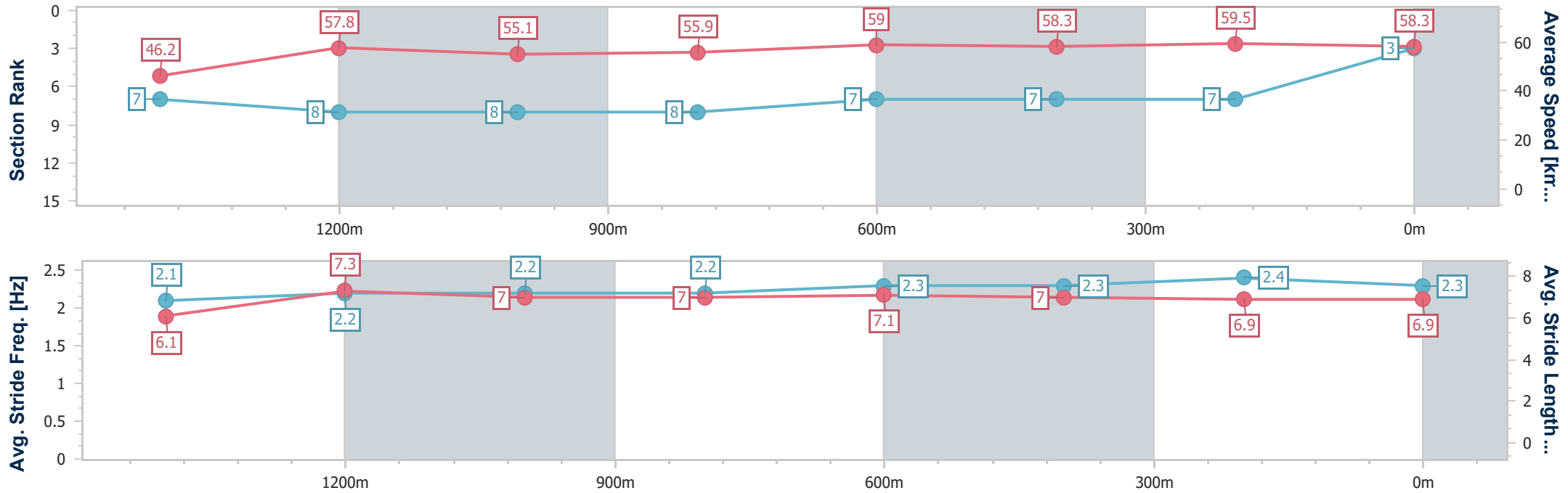
Toowoomba QLD Professional
Race 5: K&R PLUMBING SUPPLIES BENCHMARK 58 Handicap
- 1625m



13 April 2024 - 19:47

Track Rating: Good 4 , Weather: Fine , Rail Position: +5m Entire

Section	Overall	1400m	1200m	1000m	800m	600m	400m	200m				
Section Times	1:45.05 [3] (0:17.55)	1:27.50 [7] (0:12.43)	1:15.07 [8] (0:13.04)	1:02.03 [8] (0:12.98)	0:49.05 [8] (0:12.27)	0:36.78 [7] (0:12.33)	0:24.45 [7] (0:12.10)	0:12.35 [7] (0:12.35)				
Average Speed [km/h]	46.2	57.8	55.1	55.9	59.0	58.3	59.5	58.3				
Top Speed [km/h]	61.7	61.1	57.0	57.5	59.7	59.4	59.9	59.6				
Avg. Dist. to Rail [m]	3.2	0.4	1.5	1.8	1.1	0.3	0.5	0.1				
Avg. Stride Freq. [Hz]	2.1	2.2	2.2	2.2	2.3	2.3	2.4	2.3				
Avg. Stride Length [m]	6.1	7.3	7.0	7.0	7.1	7.0	6.9	6.9				



- [] Ranking at each section and finish
- .-.- No data available at this section
- NA No data available



Horse/Jockey Name	Pannier
Final Rank	4
Fastest Section Time (Section)	0:12.44 (400m)
Top Speed [km/h] (Section)	64.7 (Overall)
Race State	Finished



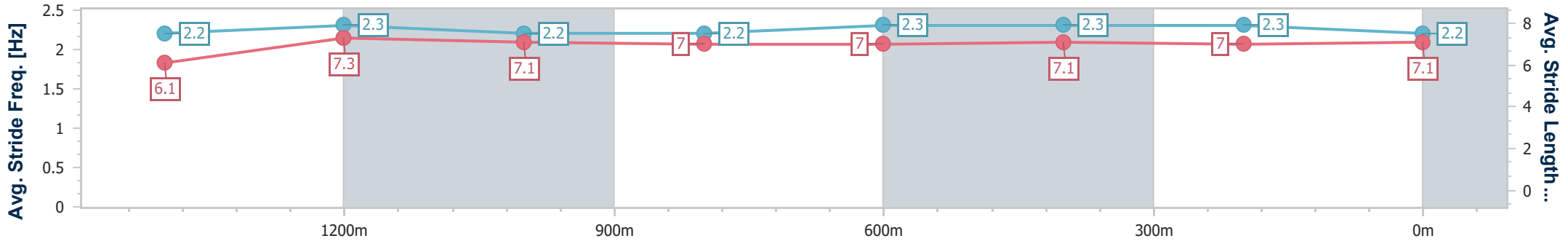
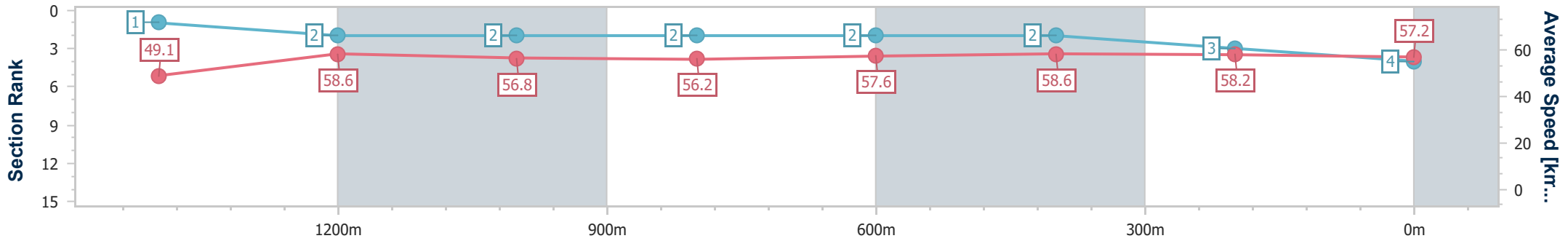
Toowoomba QLD Professional
Race 5: K&R PLUMBING SUPPLIES BENCHMARK 58 Handicap
- 1625m



13 April 2024 - 19:47

Track Rating: Good 4 , Weather: Fine , Rail Position: +5m Entire

Section	Overall	1400m	1200m	1000m	800m	600m	400m	200m						
Section Times	1:45.06 [4] (0:16.65)	1:28.41 [1] (0:12.52)	1:15.89 [2] (0:12.74)	1:03.15 [2] (0:13.02)	0:50.13 [2] (0:12.64)	0:37.49 [2] (0:12.47)	0:25.02 [2] (0:12.44)	0:12.58 [3] (0:12.58)						
Average Speed [km/h]	49.1	58.6	56.8	56.2	57.6	58.6	58.2	57.2						
Top Speed [km/h]	64.7	63.0	57.6	57.9	58.9	59.5	59.6	58.3						
Avg. Dist. to Rail [m]	8.0	3.7	3.6	3.8	4.1	2.8	1.7	0.6						
Avg. Stride Freq. [Hz]	2.2	2.3	2.2	2.2	2.3	2.3	2.3	2.2						
Avg. Stride Length [m]	6.1	7.3	7.1	7.0	7.0	7.1	7.0	7.1						



- [] Ranking at each section and finish
- .-.- No data available at this section
- NA No data available



Horse/Jockey Name	Irish Sally
Final Rank	5
Fastest Section Time (Section)	0:12.28 (400m)
Top Speed [km/h] (Section)	64.2 (Overall)
Race State	Finished



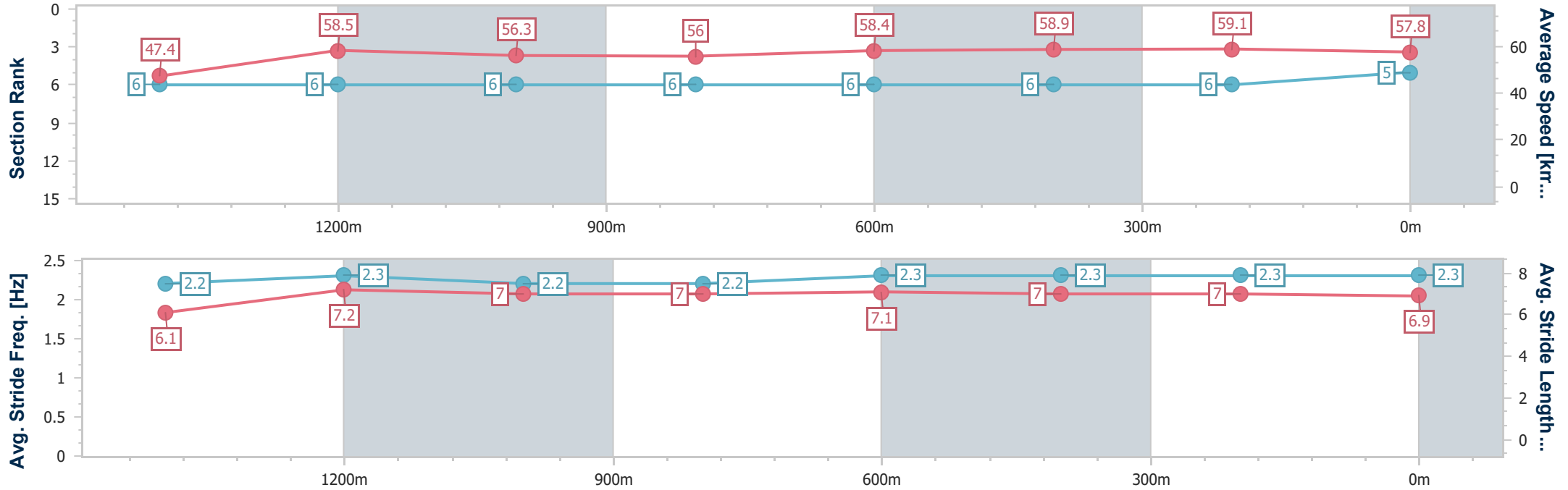
Toowoomba QLD Professional
Race 5: K&R PLUMBING SUPPLIES BENCHMARK 58 Handicap - 1625m



13 April 2024 - 19:47

Track Rating: Good 4 , Weather: Fine , Rail Position: +5m Entire

Section	Overall	1400m	1200m	1000m	800m	600m	400m	200m					
Section Times	1:45.18 [5] (0:17.21)	1:27.97 [6] (0:12.50)	1:15.47 [6] (0:12.82)	1:02.65 [6] (0:13.02)	0:49.63 [6] (0:12.49)	0:37.14 [6] (0:12.37)	0:24.77 [6] (0:12.28)	0:12.49 [6] (0:12.49)					
Average Speed [km/h]	47.4	58.5	56.3	56.0	58.4	58.9	59.1	57.8					
Top Speed [km/h]	64.2	63.1	57.1	57.6	59.4	60.4	60.3	59.3					
Avg. Dist. to Rail [m]	6.4	3.0	4.5	4.2	3.6	2.4	2.6	3.2					
Avg. Stride Freq. [Hz]	2.2	2.3	2.2	2.2	2.3	2.3	2.3	2.3					
Avg. Stride Length [m]	6.1	7.2	7.0	7.0	7.1	7.0	7.0	6.9					



- [] Ranking at each section and finish
- .-.- No data available at this section
- NA No data available



Horse/Jockey Name	Reformist
Final Rank	6
Fastest Section Time (Section)	0:12.40 (600m)
Top Speed [km/h] (Section)	64.9 (Overall)
Race State	Finished



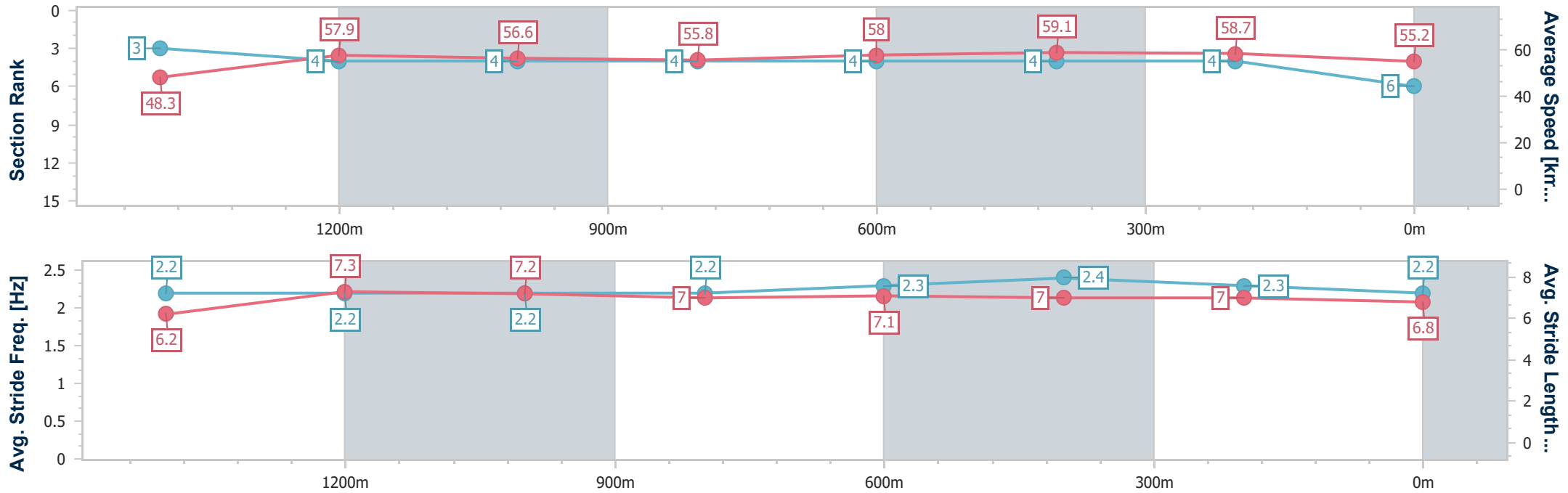
Toowoomba QLD Professional
Race 5: K&R PLUMBING SUPPLIES BENCHMARK 58 Handicap
- 1625m



13 April 2024 - 19:47

Track Rating: Good 4 , Weather: Fine , Rail Position: +5m Entire

Section	Overall	1400m	1200m	1000m	800m	600m	400m	200m
Section Times	1:45.63 [6] (0:16.82)	1:28.81 [3] (0:12.59)	1:16.22 [4] (0:12.76)	1:03.46 [4] (0:13.06)	0:50.40 [4] (0:12.57)	0:37.83 [4] (0:12.40)	0:25.43 [4] (0:12.44)	0:12.99 [4] (0:12.99)
Average Speed [km/h]	48.3	57.9	56.6	55.8	58.0	59.1	58.7	55.2
Top Speed [km/h]	64.9	63.1	57.7	58.3	59.9	59.8	59.4	58.7
Avg. Dist. to Rail [m]	3.4	2.7	3.6	3.3	3.9	3.0	3.9	3.9
Avg. Stride Freq. [Hz]	2.2	2.2	2.2	2.2	2.3	2.4	2.3	2.2
Avg. Stride Length [m]	6.2	7.3	7.2	7.0	7.1	7.0	7.0	6.8



- [] Ranking at each section and finish
- .-.- No data available at this section
- NA No data available



Horse/Jockey Name	Hot Bananas
Final Rank	7
Fastest Section Time (Section)	0:12.35 (1400m)
Top Speed [km/h] (Section)	65.9 (Overall)
Race State	Finished



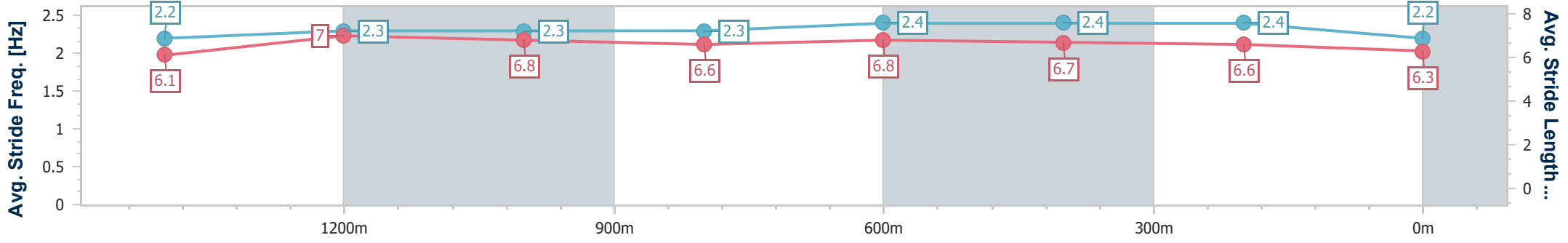
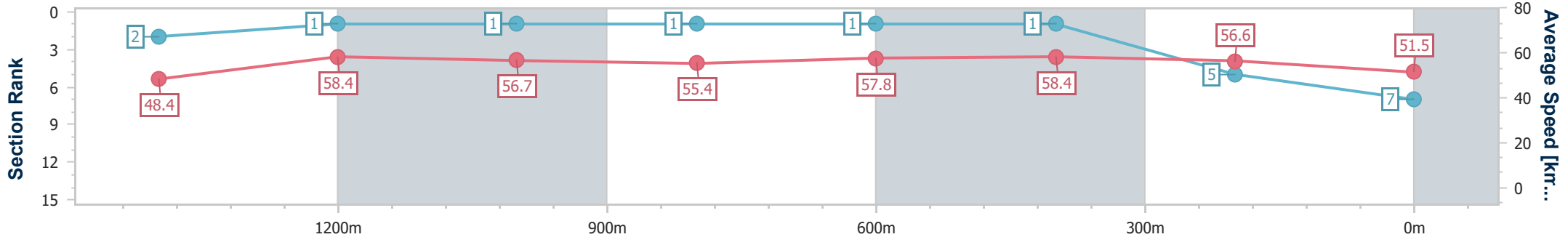
Toowoomba QLD Professional
Race 5: K&R PLUMBING SUPPLIES BENCHMARK 58 Handicap
- 1625m



13 April 2024 - 19:47

Track Rating: Good 4 , Weather: Fine , Rail Position: +5m Entire

Section	Overall	1400m	1200m	1000m	800m	600m	400m	200m
Section Times	1:46.66 [7] (0:16.78)	1:29.88 [2] (0:12.35)	1:17.53 [1] (0:12.70)	1:04.83 [1] (0:13.05)	0:51.78 [1] (0:12.57)	0:39.21 [1] (0:12.41)	0:26.80 [1] (0:12.83)	0:13.97 [5] (0:13.97)
Average Speed [km/h]	48.4	58.4	56.7	55.4	57.8	58.4	56.6	51.5
Top Speed [km/h]	65.9	62.4	57.5	56.9	59.4	60.1	58.1	52.9
Avg. Dist. to Rail [m]	5.1	0.2	0.9	1.1	2.9	1.3	1.8	1.6
Avg. Stride Freq. [Hz]	2.2	2.3	2.3	2.3	2.4	2.4	2.4	2.2
Avg. Stride Length [m]	6.1	7.0	6.8	6.6	6.8	6.7	6.6	6.3



- [] Ranking at each section and finish
- .-.- No data available at this section
- NA No data available



Horse/Jockey Name	Champagne Pop
Final Rank	8
Fastest Section Time (Section)	0:12.26 (1400m)
Top Speed [km/h] (Section)	64.6 (Overall)
Race State	Finished



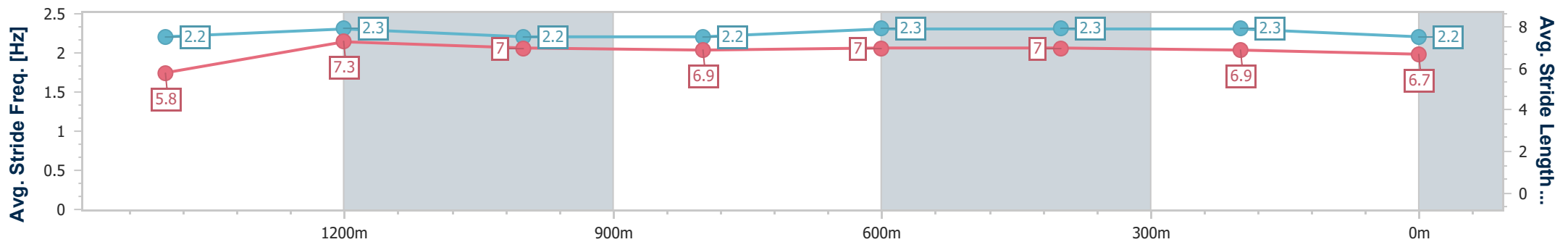
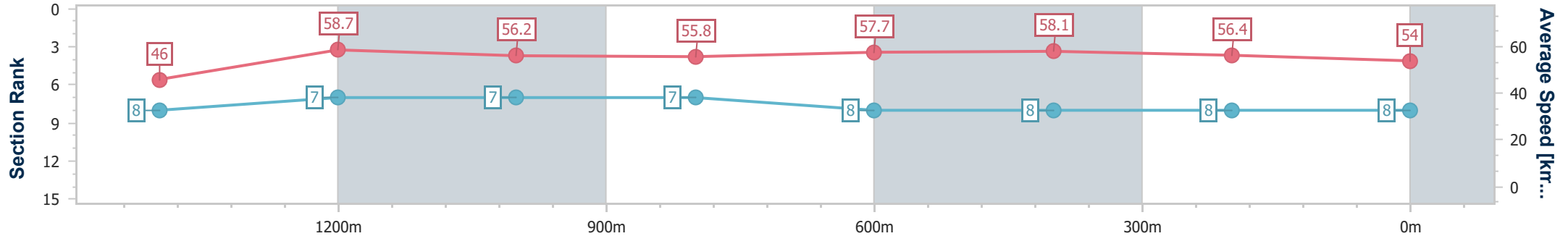
Toowoomba QLD Professional
Race 5: K&R PLUMBING SUPPLIES BENCHMARK 58 Handicap
- 1625m



13 April 2024 - 19:47

Track Rating: Good 4 , Weather: Fine , Rail Position: +5m Entire

Section	Overall	1400m	1200m	1000m	800m	600m	400m	200m
Section Times	1:46.92 [8] (0:17.68)	1:29.24 [8] (0:12.26)	1:16.98 [7] (0:12.82)	1:04.16 [7] (0:13.04)	0:51.12 [7] (0:12.58)	0:38.54 [8] (0:12.48)	0:26.06 [8] (0:12.74)	0:13.32 [8] (0:13.32)
Average Speed [km/h]	46.0	58.7	56.2	55.8	57.7	58.1	56.4	54.0
Top Speed [km/h]	64.6	63.7	57.7	57.0	59.7	59.9	57.2	56.8
Avg. Dist. to Rail [m]	5.4	0.3	1.3	2.1	2.5	1.2	0.6	0.3
Avg. Stride Freq. [Hz]	2.2	2.3	2.2	2.2	2.3	2.3	2.3	2.2
Avg. Stride Length [m]	5.8	7.3	7.0	6.9	7.0	7.0	6.9	6.7



- [] Ranking at each section and finish
- .-.- No data available at this section
- NA No data available