



Toowoomba QLD Professional

Race 1: LIVEWIRED ELECTRICAL Maiden Plate - 1200m

13 April 2024 - 17:21



Track Rating: Good 4 , Weather: Fine, Rail Position: +5m Entire

Section	Overall	1000m	800m	600m	400m	200m	Last 600m
Field Times	1:15.17 (0:14.42)	1:00.75 (0:11.55)	0:49.20 (0:11.96)	0:37.24 (0:12.31)	0:24.93 (0:12.53)	0:12.40 (0:12.40)	0:37.24
Rank	TAB	Horse/Jockey	Barrier	Top Speed [km/h]	Fastest Section	Margin	Distance Travelled [m]
1	14	DOONA Madeleine Wishart	14	63.1 Overall	0:11.68 1000m	1:15.17 [1] (0:14.84)	0:36.73
						1:00.33 [6] (0:11.68)	0:48.65 [7] (0:11.92)
						0:36.73 [7] (0:12.15)	0:24.58 [3] (0:12.24)
						0:12.34 [2] (0:12.34)	1:15.17 0:36.73
2	15	INTRECCIATO Karl Zechner	15	64.5 1000m	0:11.65 1000m	1:15.43 [2] (0:14.92)	0:36.76 +3
						1:00.51 [8] (0:11.65)	0:48.86 [8] (0:12.10)
						0:36.76 [9] (0:12.45)	0:24.31 [8] (0:12.09)
						0:12.22 [5] (0:12.22)	1.5L 0:36.76
3	17	READY TO BOOM Marnu Potgieter	17	64.7 1000m	0:11.55 1000m	1:15.49 [3] (0:14.42)	0:37.56 +0
						1:01.07 [1] (0:11.55)	0:49.52 [1] (0:11.96)
						0:37.56 [1] (0:12.31)	0:25.25 [1] (0:12.53)
						0:12.72 [1] (0:12.72)	1.8L 0:37.56
4	1	FIELD OF MARS Cobi Vitler	1	64.8 Overall	0:11.66 1000m	1:15.63 [4] (0:14.63)	0:37.31 +8
						1:01.00 [3] (0:11.66)	0:49.34 [5] (0:12.03)
						0:37.31 [5] (0:12.66)	0:24.65 [6] (0:12.31)
						0:12.34 [6] (0:12.34)	2.6L 0:37.31
5	12	GO GIRL GO Olivia Webb	12	62.7 Overall	0:11.82 1000m	1:15.71 [5] (0:14.90)	0:36.83 -2
						1:00.81 [7] (0:11.82)	0:48.99 [11] (0:12.16)
						0:36.83 [10] (0:12.34)	0:24.49 [9] (0:12.14)
						0:12.35 [7] (0:12.35)	3L 0:36.83
6	7	HI JULES Georgina Cartwright	7	64.6 Overall	0:11.62 1000m	1:15.86 [6] (0:14.64)	0:37.79 +3
						1:01.22 [4] (0:11.62)	0:49.60 [4] (0:11.81)
						0:37.79 [3] (0:12.35)	0:25.44 [2] (0:12.47)
						0:12.97 [3] (0:12.97)	3.8L 0:37.79
7	8	POWER FLASH Adin Thompson	8	67.7 Overall	0:11.36 1000m	1:16.17 [7] (0:15.10)	0:37.80 -2
						1:01.07 [9] (0:11.36)	0:49.71 [6] (0:11.91)
						0:37.80 [6] (0:12.36)	0:25.44 [4] (0:12.30)
						0:13.14 [4] (0:13.14)	5.6L 0:37.80
8	3	POWERALONG Minonette Kennedy	3	66.3 1000m	0:11.31 1000m	1:16.60 [8] (0:15.34)	0:37.95 +2
						1:01.26 [11] (0:11.31)	0:49.95 [9] (0:12.00)
						0:37.95 [8] (0:12.42)	0:25.53 [7] (0:12.63)
						0:12.90 [8] (0:12.90)	8.1L 0:37.95
9	9	PREVARICATE Olivia Kendal	9	64.8 1000m	0:11.48 1000m	1:16.67 [9] (0:15.23)	0:37.73 +10
						1:01.44 [10] (0:11.48)	0:49.96 [10] (0:12.23)
						0:37.73 [11] (0:12.48)	0:25.25 [11] (0:12.39)
						0:12.86 [9] (0:12.86)	8.4L 0:37.73
10	10	UNUSUAL MELODY Stacey Callow	10	66.4 Overall	0:11.47 1000m	1:17.91 [10] (0:14.65)	0:39.85 +5
						1:03.26 [5] (0:11.47)	0:51.79 [3] (0:11.94)
						0:39.85 [2] (0:12.76)	0:27.09 [5] (0:13.13)
						0:13.96 [10] (0:13.96)	15.7L 0:39.85

Scratched: More Than Xtra (#2), Time For Jack (#5), Shamic (#11), Among Us (#16), Bramble Bay (#20), Brave Chap (#6), Twopointfour (#13), Two Time Girl (#19), Panther Power (#18)

[] Ranking at each section and finish
-:--:-- No data available at this section
NA No data available

SCN Saddle cloth number
DNF Did not finish
DNT Did not track



Toowoomba QLD Professional

Race 1: LIVEWIRED ELECTRICAL Maiden Plate - 1200m

13 April 2024 - 17:21



Track Rating: Good 4 , Weather: Fine, Rail Position: +5m Entire

Section	Overall	1000m	800m	600m	400m	200m	Last 600m
Field Times	1:15.17 (0:14.42)	1:00.75 (0:11.55)	0:49.20 (0:11.96)	0:37.24 (0:12.31)	0:24.93 (0:12.53)	0:12.40 (0:12.40)	0:37.24

Rank	TAB	Horse/Jockey	Barrier	Top Speed [km/h]	Fastest Section	Margin	Distance Travelled [m]
11	4	RED DECEPTION Kenji Yoshida	4	67.6 Overall	0:11.56 1000m	20L	+10
					1:18.65 [11] (0:14.52)		
					1:04.13 [2] (0:11.56)		
					0:52.57 [2] (0:12.20)		
					0:40.37 [4] (0:12.98)		
					0:27.39 [10] (0:13.40)		
					0:13.99 [11] (0:13.99)		

Scratched: More Than Xtra (#2), Time For Jack (#5), Shamic (#11), Among Us (#16), Bramble Bay (#20), Brave Chap (#6), Twopointfour (#13), Two Time Girl (#19), Panther Power (#18)

[] Ranking at each section and finish
 -:-:- No data available at this section
 NA No data available

SCN Saddle cloth number
 DNF Did not finish
 DNT Did not track



Horse/Jockey Name	Doona
Final Rank	1
Fastest Section Time (Section)	0:11.68 (1000m)
Top Speed [km/h] (Section)	63.1 (Overall)
Race State	Finished



Toowoomba QLD Professional

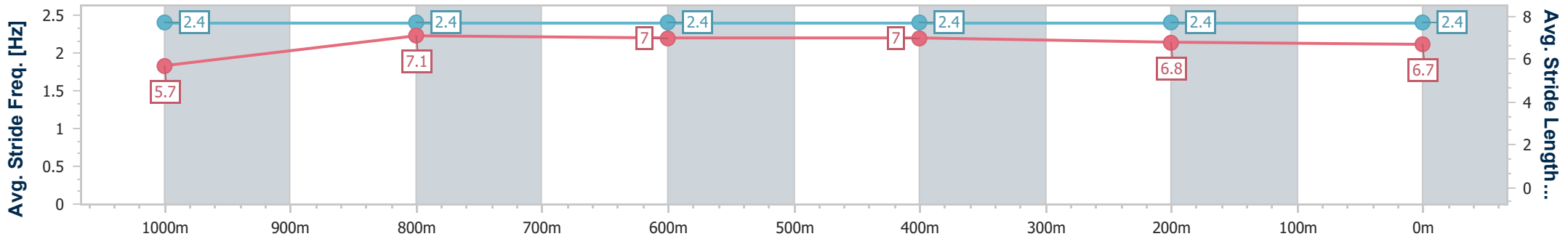
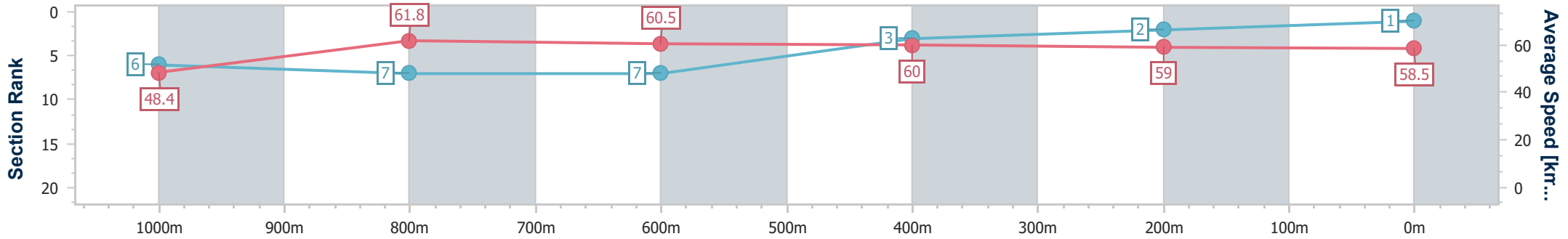
Race 1: LIVEWIRED ELECTRICAL Maiden Plate - 1200m

13 April 2024 - 17:21



Track Rating: Good 4 , Weather: Fine, Rail Position: +5m Entire

Section	Overall	1000m	800m	600m	400m	200m
Section Times	1:15.17 [1] (0:14.84)	1:00.33 [6] (0:11.68)	0:48.65 [7] (0:11.92)	0:36.73 [7] (0:12.15)	0:24.58 [3] (0:12.24)	0:12.34 [2] (0:12.34)
Average Speed [km/h]	48.4	61.8	60.5	60.0	59.0	58.5
Top Speed [km/h]	63.1	62.9	62.2	61.4	59.9	59.6
Avg. Dist. to Rail [m]	3.3	0.5	1.5	1.6	2.2	4.6
Avg. Stride Freq. [Hz]	2.4	2.4	2.4	2.4	2.4	2.4
Avg. Stride Length [m]	5.7	7.1	7.0	7.0	6.8	6.7



- [] Ranking at each section and finish
- .-.- No data available at this section
- NA No data available



Horse/Jockey Name	Intrecciato
Final Rank	2
Fastest Section Time (Section)	0:11.65 (1000m)
Top Speed [km/h] (Section)	64.5 (1000m)
Race State	Finished



Toowoomba QLD Professional

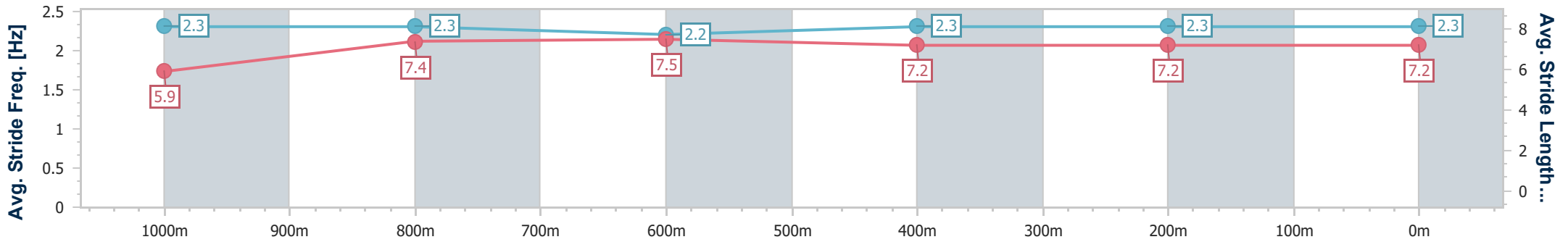
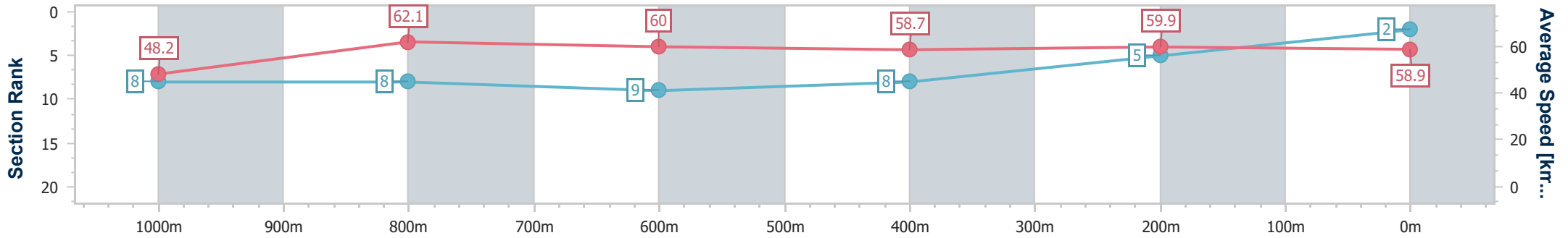
Race 1: LIVEWIRED ELECTRICAL Maiden Plate - 1200m

13 April 2024 - 17:21



Track Rating: Good 4 , Weather: Fine, Rail Position: +5m Entire

Section	Overall	1000m	800m	600m	400m	200m
Section Times	1:15.43 [2] (0:14.92)	1:00.51 [8] (0:11.65)	0:48.86 [8] (0:12.10)	0:36.76 [9] (0:12.45)	0:24.31 [8] (0:12.09)	0:12.22 [5] (0:12.22)
Average Speed [km/h]	48.2	62.1	60.0	58.7	59.9	58.9
Top Speed [km/h]	63.8	64.5	61.4	60.8	61.3	59.6
Avg. Dist. to Rail [m]	3.1	1.1	2.8	3.3	2.1	2.8
Avg. Stride Freq. [Hz]	2.3	2.3	2.2	2.3	2.3	2.3
Avg. Stride Length [m]	5.9	7.4	7.5	7.2	7.2	7.2



- [] Ranking at each section and finish
- .-.- No data available at this section
- NA No data available



Horse/Jockey Name	Ready To Boom
Final Rank	3
Fastest Section Time (Section)	0:11.55 (1000m)
Top Speed [km/h] (Section)	64.7 (1000m)
Race State	Finished



Toowoomba QLD Professional

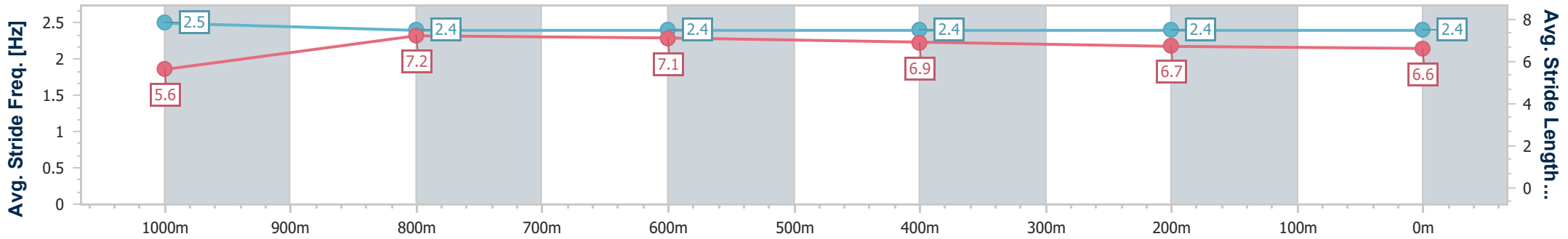
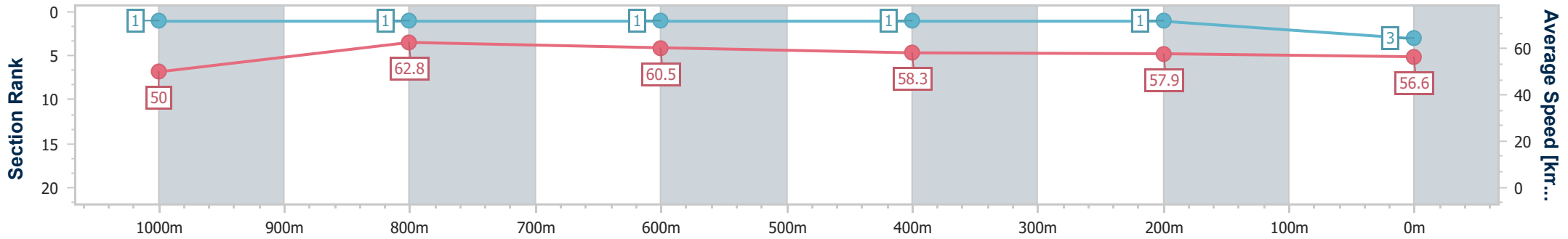
Race 1: LIVEWIRED ELECTRICAL Maiden Plate - 1200m

13 April 2024 - 17:21

Track Rating: Good 4 , Weather: Fine, Rail Position: +5m Entire



Section	Overall	1000m	800m	600m	400m	200m
Section Times	1:15.49 [3] (0:14.42)	1:01.07 [1] (0:11.55)	0:49.52 [1] (0:11.96)	0:37.56 [1] (0:12.31)	0:25.25 [1] (0:12.53)	0:12.72 [1] (0:12.72)
Average Speed [km/h]	50.0	62.8	60.5	58.3	57.9	56.6
Top Speed [km/h]	64.6	64.7	62.3	60.2	59.0	58.3
Avg. Dist. to Rail [m]	7.0	2.6	0.7	0.4	1.7	2.2
Avg. Stride Freq. [Hz]	2.5	2.4	2.4	2.4	2.4	2.4
Avg. Stride Length [m]	5.6	7.2	7.1	6.9	6.7	6.6



- [] Ranking at each section and finish
- .-.- No data available at this section
- NA No data available



Horse/Jockey Name	Field Of Mars
Final Rank	4
Fastest Section Time (Section)	0:11.66 (1000m)
Top Speed [km/h] (Section)	64.8 (Overall)
Race State	Finished



Toowoomba QLD Professional

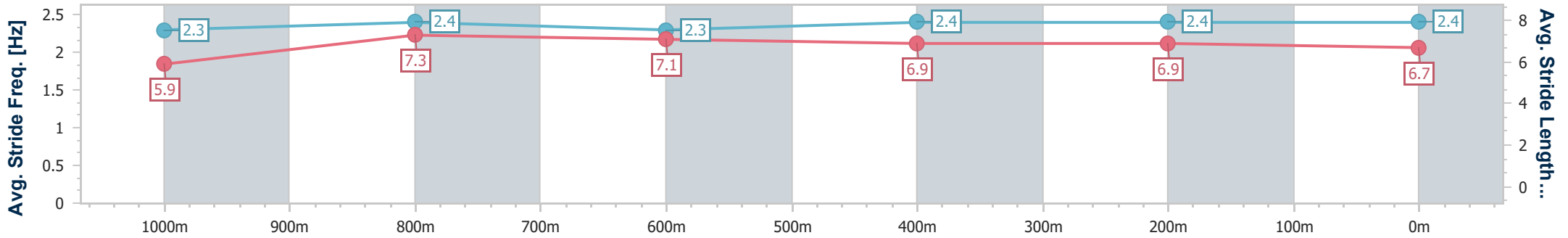
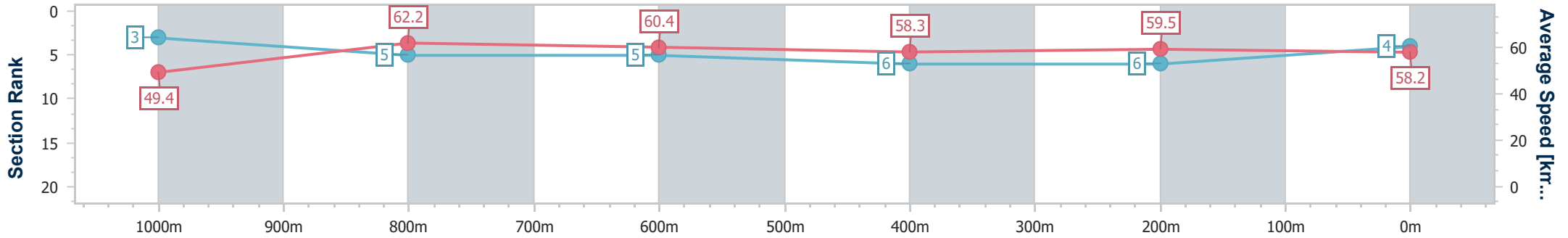
Race 1: LIVEWIRED ELECTRICAL Maiden Plate - 1200m

13 April 2024 - 17:21



Track Rating: Good 4 , Weather: Fine, Rail Position: +5m Entire

Section	Overall	1000m	800m	600m	400m	200m
Section Times	1:15.63 [4] (0:14.63)	1:01.00 [3] (0:11.66)	0:49.34 [5] (0:12.03)	0:37.31 [5] (0:12.66)	0:24.65 [6] (0:12.31)	0:12.34 [6] (0:12.34)
Average Speed [km/h]	49.4	62.2	60.4	58.3	59.5	58.2
Top Speed [km/h]	64.8	63.9	61.3	60.4	60.1	60.3
Avg. Dist. to Rail [m]	8.5	2.7	3.7	4.8	4.0	3.9
Avg. Stride Freq. [Hz]	2.3	2.4	2.3	2.4	2.4	2.4
Avg. Stride Length [m]	5.9	7.3	7.1	6.9	6.9	6.7



- [] Ranking at each section and finish
- .-.- No data available at this section
- NA No data available



Horse/Jockey Name	Go Girl Go
Final Rank	5
Fastest Section Time (Section)	0:11.82 (1000m)
Top Speed [km/h] (Section)	62.7 (Overall)
Race State	Finished



Toowoomba QLD Professional

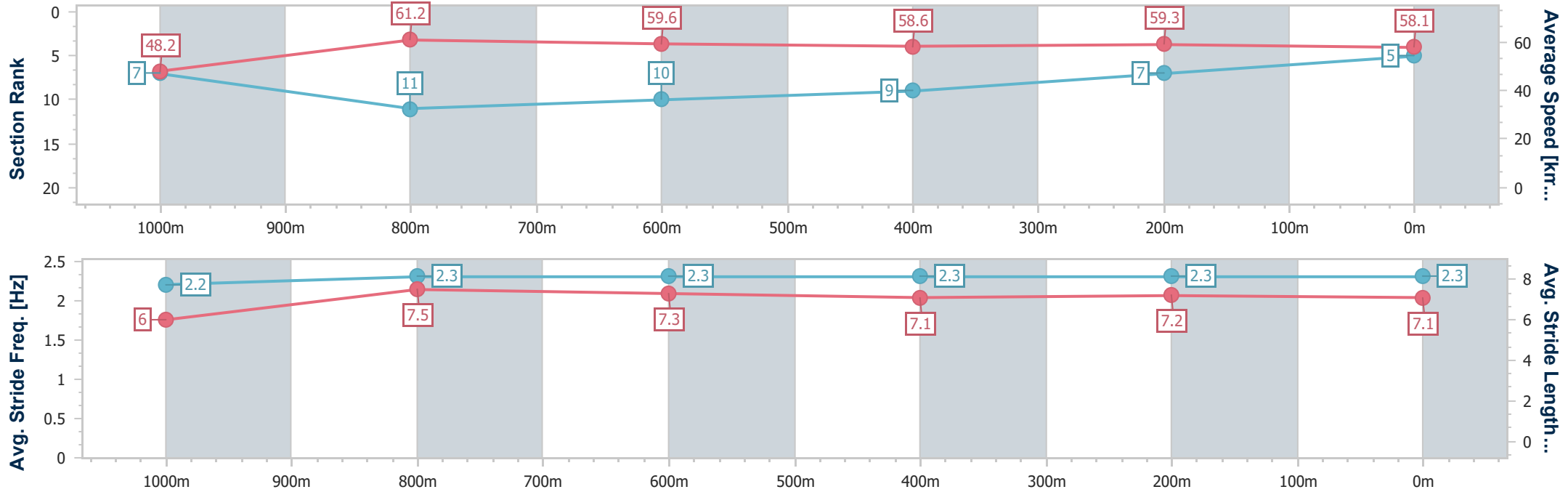
Race 1: LIVEWIRED ELECTRICAL Maiden Plate - 1200m

13 April 2024 - 17:21



Track Rating: Good 4 , Weather: Fine, Rail Position: +5m Entire

Section	Overall	1000m	800m	600m	400m	200m
Section Times	1:15.71 [5] (0:14.90)	1:00.81 [7] (0:11.82)	0:48.99 [11] (0:12.16)	0:36.83 [10] (0:12.34)	0:24.49 [9] (0:12.14)	0:12.35 [7] (0:12.35)
Average Speed [km/h]	48.2	61.2	59.6	58.6	59.3	58.1
Top Speed [km/h]	62.7	62.5	61.2	59.8	60.2	59.6
Avg. Dist. to Rail [m]	3.7	1.1	2.0	1.3	0.7	1.5
Avg. Stride Freq. [Hz]	2.2	2.3	2.3	2.3	2.3	2.3
Avg. Stride Length [m]	6.0	7.5	7.3	7.1	7.2	7.1



- [] Ranking at each section and finish
- .-.- No data available at this section
- NA No data available



Horse/Jockey Name	Hi Jules
Final Rank	6
Fastest Section Time (Section)	0:11.62 (1000m)
Top Speed [km/h] (Section)	64.6 (Overall)
Race State	Finished



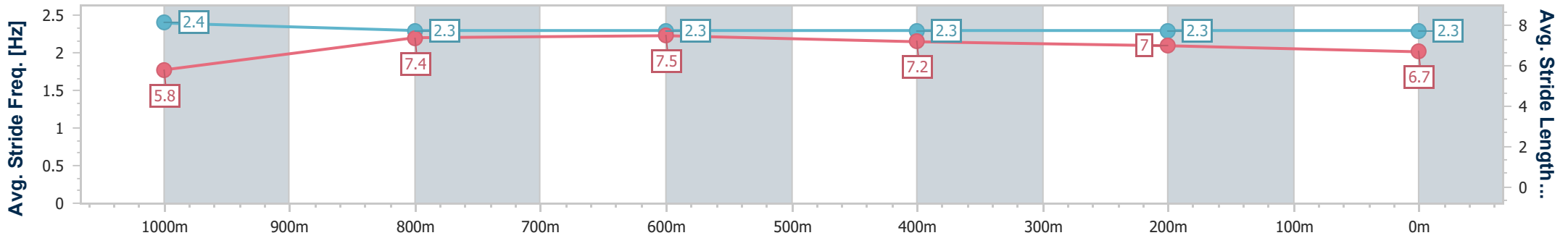
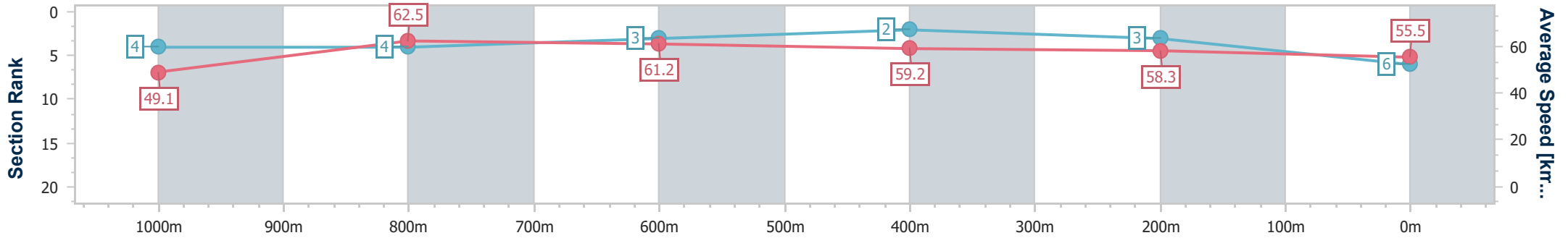
Toowoomba QLD Professional
Race 1: LIVEWIRED ELECTRICAL Maiden Plate - 1200m



13 April 2024 - 17:21

Track Rating: Good 4 , Weather: Fine, Rail Position: +5m Entire

Section	Overall	1000m	800m	600m	400m	200m
Section Times	1:15.86 [6] (0:14.64)	1:01.22 [4] (0:11.62)	0:49.60 [4] (0:11.81)	0:37.79 [3] (0:12.35)	0:25.44 [2] (0:12.47)	0:12.97 [3] (0:12.97)
Average Speed [km/h]	49.1	62.5	61.2	59.2	58.3	55.5
Top Speed [km/h]	64.6	64.0	62.3	60.5	59.3	56.8
Avg. Dist. to Rail [m]	6.6	1.9	1.9	3.1	2.2	2.5
Avg. Stride Freq. [Hz]	2.4	2.3	2.3	2.3	2.3	2.3
Avg. Stride Length [m]	5.8	7.4	7.5	7.2	7.0	6.7



- [] Ranking at each section and finish
- .-.- No data available at this section
- NA No data available



Horse/Jockey Name	Power Flash
Final Rank	7
Fastest Section Time (Section)	0:11.36 (1000m)
Top Speed [km/h] (Section)	67.7 (Overall)
Race State	Finished



Toowoomba QLD Professional

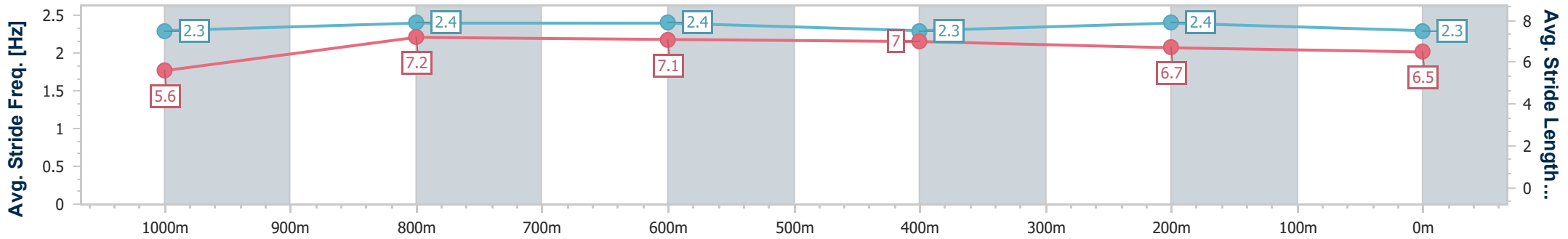
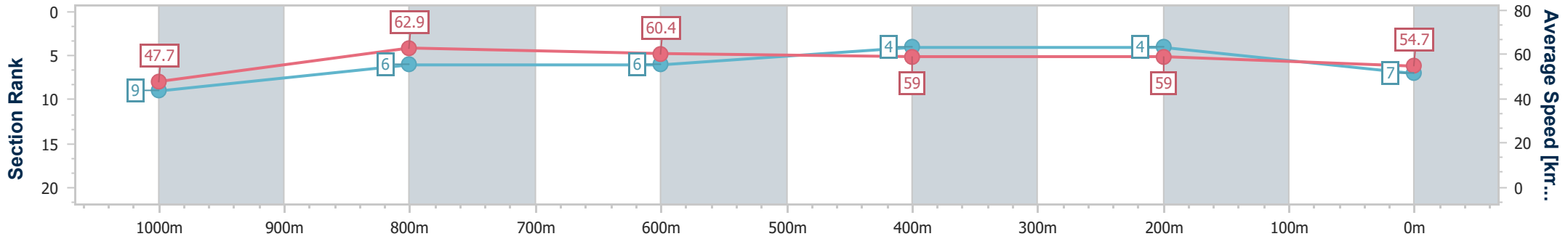
Race 1: LIVEWIRED ELECTRICAL Maiden Plate - 1200m

13 April 2024 - 17:21



Track Rating: Good 4 , Weather: Fine, Rail Position: +5m Entire

Section	Overall	1000m	800m	600m	400m	200m
Section Times	1:16.17 [7] (0:15.10)	1:01.07 [9] (0:11.36)	0:49.71 [6] (0:11.91)	0:37.80 [6] (0:12.36)	0:25.44 [4] (0:12.30)	0:13.14 [4] (0:13.14)
Average Speed [km/h]	47.7	62.9	60.4	59.0	59.0	54.7
Top Speed [km/h]	67.7	64.9	62.2	60.4	59.8	57.4
Avg. Dist. to Rail [m]	4.1	1.8	1.8	2.1	2.6	4.3
Avg. Stride Freq. [Hz]	2.3	2.4	2.4	2.3	2.4	2.3
Avg. Stride Length [m]	5.6	7.2	7.1	7.0	6.7	6.5



- [] Ranking at each section and finish
- .-.- No data available at this section
- NA No data available



Horse/Jockey Name	Poweralong
Final Rank	8
Fastest Section Time (Section)	0:11.31 (1000m)
Top Speed [km/h] (Section)	66.3 (1000m)
Race State	Finished



Toowoomba QLD Professional

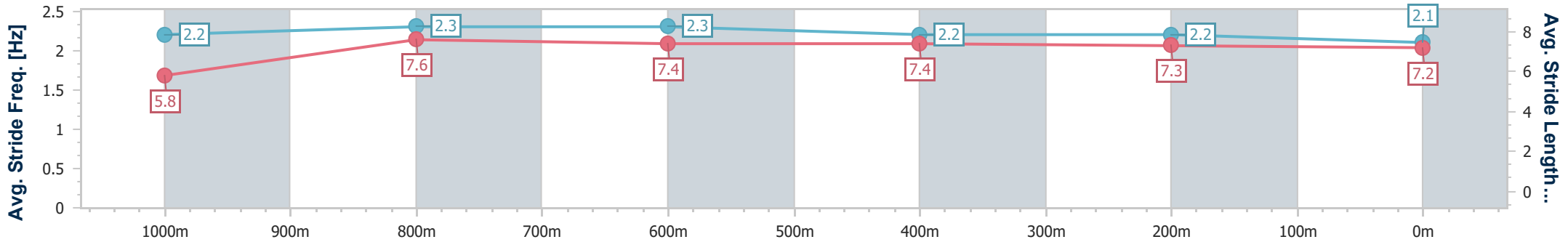
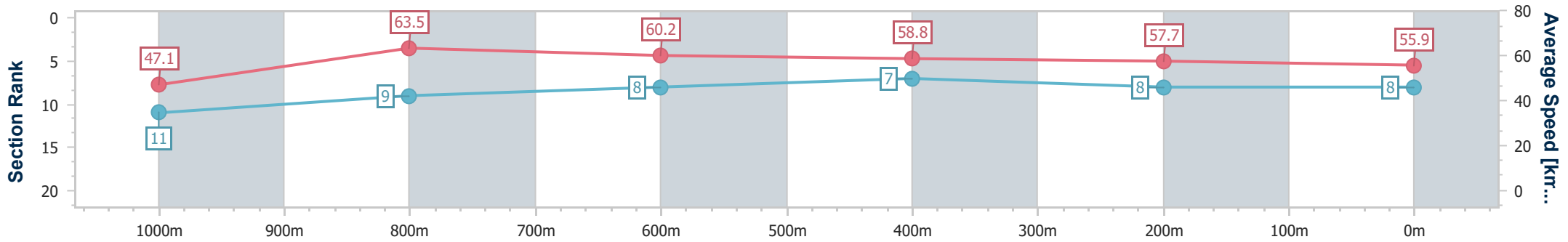
Race 1: LIVEWIRED ELECTRICAL Maiden Plate - 1200m

13 April 2024 - 17:21



Track Rating: Good 4 , Weather: Fine, Rail Position: +5m Entire

Section	Overall	1000m	800m	600m	400m	200m
Section Times	1:16.60 [8] (0:15.34)	1:01.26 [11] (0:11.31)	0:49.95 [9] (0:12.00)	0:37.95 [8] (0:12.42)	0:25.53 [7] (0:12.63)	0:12.90 [8] (0:12.90)
Average Speed [km/h]	47.1	63.5	60.2	58.8	57.7	55.9
Top Speed [km/h]	65.4	66.3	61.9	60.5	58.6	57.4
Avg. Dist. to Rail [m]	8.3	0.9	0.9	2.6	3.7	2.2
Avg. Stride Freq. [Hz]	2.2	2.3	2.3	2.2	2.2	2.1
Avg. Stride Length [m]	5.8	7.6	7.4	7.4	7.3	7.2



- [] Ranking at each section and finish
- .-.- No data available at this section
- NA No data available



Horse/Jockey Name	Prevaricate
Final Rank	9
Fastest Section Time (Section)	0:11.48 (1000m)
Top Speed [km/h] (Section)	64.8 (1000m)
Race State	Finished



Toowoomba QLD Professional

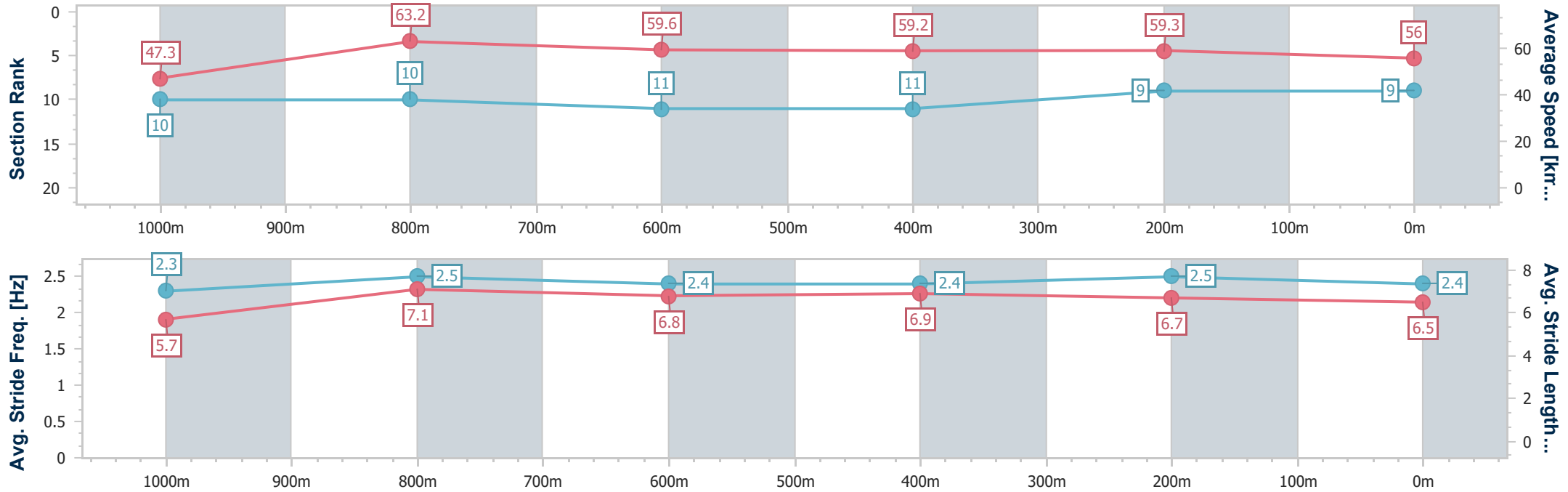
Race 1: LIVEWIRED ELECTRICAL Maiden Plate - 1200m

13 April 2024 - 17:21



Track Rating: Good 4 , Weather: Fine, Rail Position: +5m Entire

Section	Overall	1000m	800m	600m	400m	200m
Section Times	1:16.67 [9] (0:15.23)	1:01.44 [10] (0:11.48)	0:49.96 [10] (0:12.23)	0:37.73 [11] (0:12.48)	0:25.25 [11] (0:12.39)	0:12.86 [9] (0:12.86)
Average Speed [km/h]	47.3	63.2	59.6	59.2	59.3	56.0
Top Speed [km/h]	64.2	64.8	63.4	61.3	61.0	58.3
Avg. Dist. to Rail [m]	6.4	1.0	5.0	5.1	6.2	6.3
Avg. Stride Freq. [Hz]	2.3	2.5	2.4	2.4	2.5	2.4
Avg. Stride Length [m]	5.7	7.1	6.8	6.9	6.7	6.5



- [] Ranking at each section and finish
- .-.- No data available at this section
- NA No data available



Horse/Jockey Name	Unusual Melody
Final Rank	10
Fastest Section Time (Section)	0:11.47 (1000m)
Top Speed [km/h] (Section)	66.4 (Overall)
Race State	Finished



Toowoomba QLD Professional

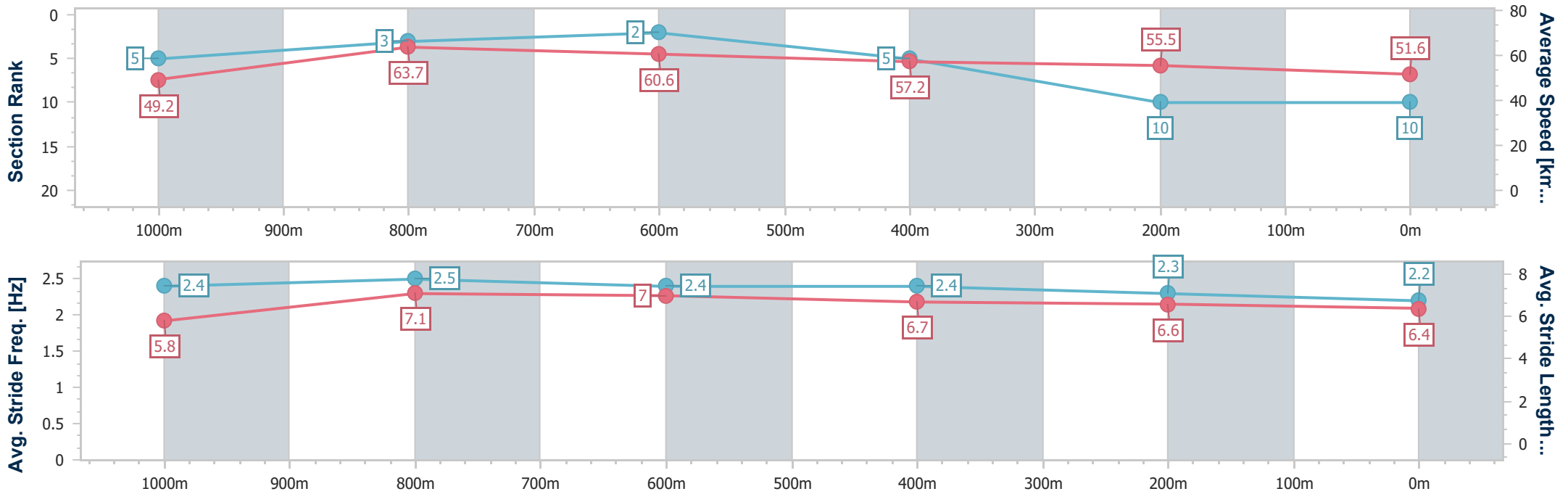
Race 1: LIVEWIRED ELECTRICAL Maiden Plate - 1200m

13 April 2024 - 17:21



Track Rating: Good 4 , Weather: Fine, Rail Position: +5m Entire

Section	Overall	1000m	800m	600m	400m	200m
Section Times	1:17.91 [10] (0:14.65)	1:03.26 [5] (0:11.47)	0:51.79 [3] (0:11.94)	0:39.85 [2] (0:12.76)	0:27.09 [5] (0:13.13)	0:13.96 [10] (0:13.96)
Average Speed [km/h]	49.2	63.7	60.6	57.2	55.5	51.6
Top Speed [km/h]	66.4	65.9	62.9	60.0	56.6	54.0
Avg. Dist. to Rail [m]	12.5	5.0	2.2	2.4	3.2	3.2
Avg. Stride Freq. [Hz]	2.4	2.5	2.4	2.4	2.3	2.2
Avg. Stride Length [m]	5.8	7.1	7.0	6.7	6.6	6.4



- [] Ranking at each section and finish
- .-.- No data available at this section
- NA No data available



Horse/Jockey Name	Red Deception
Final Rank	11
Fastest Section Time (Section)	0:11.56 (1000m)
Top Speed [km/h] (Section)	67.6 (Overall)
Race State	Finished



Toowoomba QLD Professional

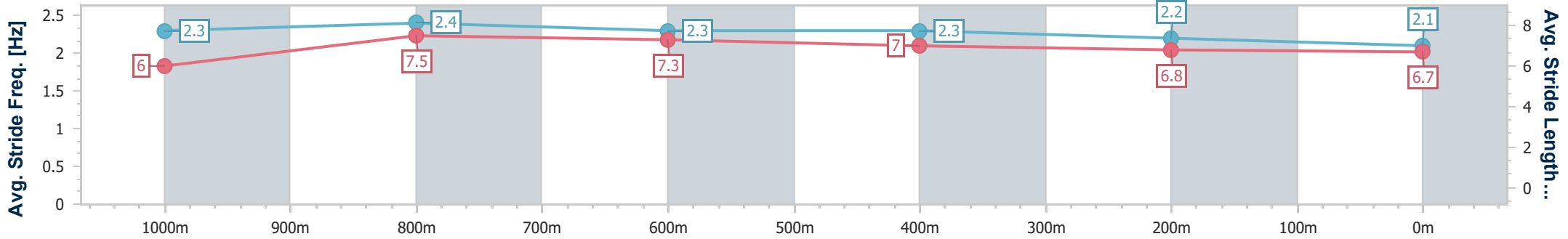
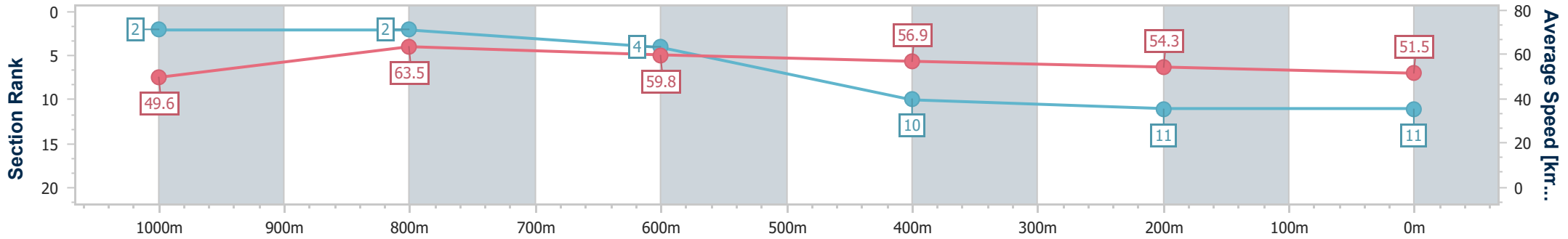
Race 1: LIVEWIRED ELECTRICAL Maiden Plate - 1200m

13 April 2024 - 17:21



Track Rating: Good 4 , Weather: Fine, Rail Position: +5m Entire

Section	Overall	1000m	800m	600m	400m	200m
Section Times	1:18.65 [11] (0:14.52)	1:04.13 [2] (0:11.56)	0:52.57 [2] (0:12.20)	0:40.37 [4] (0:12.98)	0:27.39 [10] (0:13.40)	0:13.99 [11] (0:13.99)
Average Speed [km/h]	49.6	63.5	59.8	56.9	54.3	51.5
Top Speed [km/h]	67.6	66.8	60.9	59.2	55.9	52.6
Avg. Dist. to Rail [m]	10.0	5.0	5.0	5.1	3.1	2.9
Avg. Stride Freq. [Hz]	2.3	2.4	2.3	2.3	2.2	2.1
Avg. Stride Length [m]	6.0	7.5	7.3	7.0	6.8	6.7



- [] Ranking at each section and finish
- .-.- No data available at this section
- NA No data available



Toowoomba QLD Professional

Race 2: CARPET ONE TOOWOOMBA QTIS Two-Year-Old Maiden Plate - 1000m

13 April 2024 - 18:00



Track Rating: Good 4 , Weather: Fine, Rail Position: +5m Entire

Section		Overall	800m	600m	400m	200m	Last 600m					
Field Times		1:01.98 (0:14.65)	0:47.33 (0:11.36)	0:35.97 (0:11.91)	0:24.06 (0:11.89)	0:12.17 (0:12.17)	0:35.97					
Rank	TAB Horse/Jockey	Barrier	Top Speed [km/h]	Fastest Section	Margin					Distance Travelled [m]		
1	5 PALEFACE RINGO Micheal Hellyer	5	65.4 800m	0:11.36 800m	1:01.98 [1] (0:14.65)	0:47.33 [1] (0:11.36)	0:35.97 [1] (0:11.91)	0:24.06 [1] (0:11.89)	0:12.17 [1] (0:12.17)	1:01.98	0:35.97	
2	7 AIN'T TELLIN Nozi Tomizawa	7	64.9 800m	0:11.29 800m	1:02.26 [2] (0:14.94)	0:47.32 [5] (0:11.29)	0:36.03 [3] (0:11.94)	0:24.09 [3] (0:11.95)	0:12.14 [3] (0:12.14)	1.5L	0:36.03	-6
3	6 ROTHWEILER Georgina Cartwright	6	65.8 800m	0:11.41 800m	1:02.63 [3] (0:14.73)	0:47.90 [2] (0:11.41)	0:36.49 [2] (0:11.84)	0:24.65 [2] (0:12.05)	0:12.60 [2] (0:12.60)	3.5L	0:36.49	-2
4	3 HOKITIKA Justin Stanley	3	66.0 800m	0:11.36 800m	1:02.79 [4] (0:15.26)	0:47.53 [7] (0:11.36)	0:36.17 [7] (0:11.95)	0:24.22 [6] (0:11.90)	0:12.32 [4] (0:12.32)	4.3L	0:36.17	-2
5	4 MISSION POSSIBLE Adin Thompson	4	64.3 Overall	0:11.71 800m	1:02.84 [5] (0:15.48)	0:47.36 [9] (0:11.71)	0:35.65 [9] (0:11.81)	0:23.84 [9] (0:11.88)	0:11.96 [9] (0:11.96)	4.5L	0:35.65	-1
6	1 APOLLO TEN Madeleine Wishart	1	65.4 Overall	0:11.42 800m	1:02.86 [6] (0:15.37)	0:47.49 [8] (0:11.42)	0:36.07 [8] (0:11.92)	0:24.15 [7] (0:11.94)	0:12.21 [5] (0:12.21)	4.6L	0:36.07	-3
7	2 BOURNE READY Karl Zechner	2	64.5 Overall	0:11.68 800m	1:03.34 [7] (0:14.85)	0:48.49 [4] (0:11.68)	0:36.81 [6] (0:12.24)	0:24.57 [8] (0:12.06)	0:12.51 [7] (0:12.51)	7.4L	0:36.81	+7
8	10 GREY POWER Minonette Kennedy	10	67.3 Overall	0:11.48 800m	1:04.00 [8] (0:14.85)	0:49.15 [3] (0:11.48)	0:37.67 [5] (0:12.13)	0:25.54 [5] (0:12.38)	0:13.16 [8] (0:13.16)	11.2L	0:37.67	+2
9	8 BARBRA Olivia Kendal	8	66.1 Overall	0:11.16 800m	1:04.14 [9] (0:15.16)	0:48.98 [6] (0:11.16)	0:37.82 [4] (0:12.10)	0:25.72 [4] (0:12.36)	0:13.36 [6] (0:13.36)	12L	0:37.82	-4

Scratched: Divine Diamonds (#9)



Horse/Jockey Name	Paleface Ringo
Final Rank	1
Fastest Section Time (Section)	0:11.36 (800m)
Top Speed [km/h] (Section)	65.4 (800m)
Race State	Finished

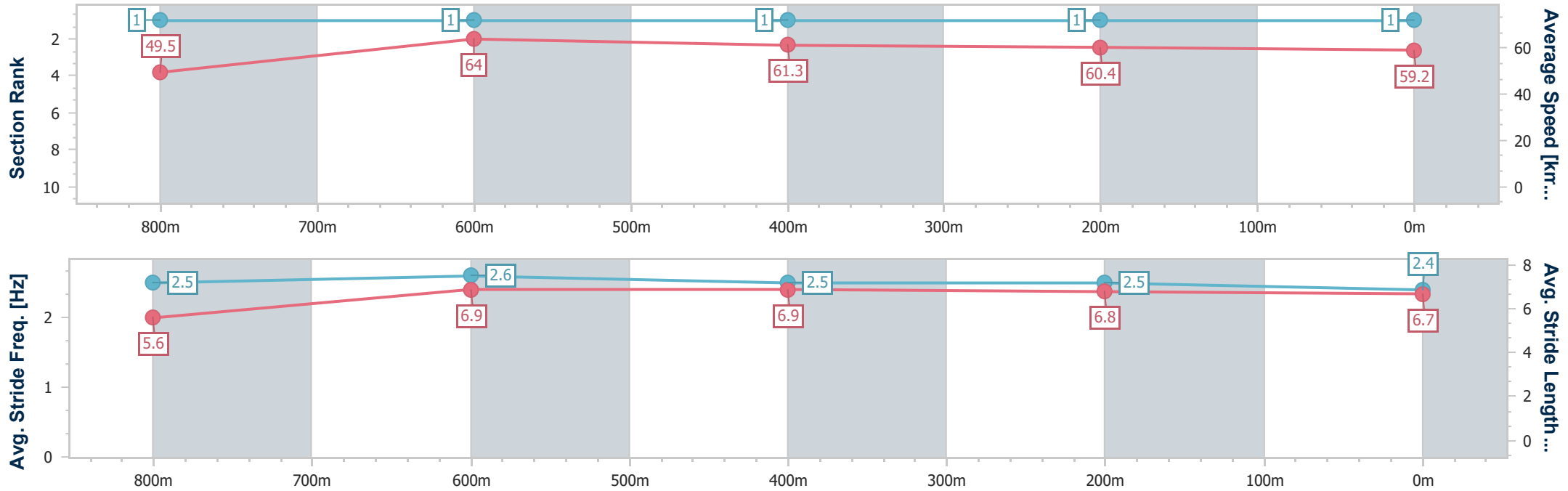


Toowoomba QLD Professional
 Race 2: CARPET ONE TOOWOOMBA QTIS Two-Year-Old
 Maiden Plate - 1000m
 13 April 2024 - 18:00



Track Rating: Good 4 , Weather: Fine, Rail Position: +5m Entire

Section	Overall	800m	600m	400m	200m
Section Times	1:01.98 [1] (0:14.65)	0:47.33 [1] (0:11.36)	0:35.97 [1] (0:11.91)	0:24.06 [1] (0:11.89)	0:12.17 [1] (0:12.17)
Average Speed [km/h]	49.5	64.0	61.3	60.4	59.2
Top Speed [km/h]	64.7	65.4	62.9	61.3	61.4
Avg. Dist. to Rail [m]	4.7	3.3	2.0	0.5	1.7
Avg. Stride Freq. [Hz]	2.5	2.6	2.5	2.5	2.4
Avg. Stride Length [m]	5.6	6.9	6.9	6.8	6.7



- [] Ranking at each section and finish
- .-.- No data available at this section
- NA No data available



Horse/Jockey Name	Ain't Tellin
Final Rank	2
Fastest Section Time (Section)	0:11.29 (800m)
Top Speed [km/h] (Section)	64.9 (800m)
Race State	Finished

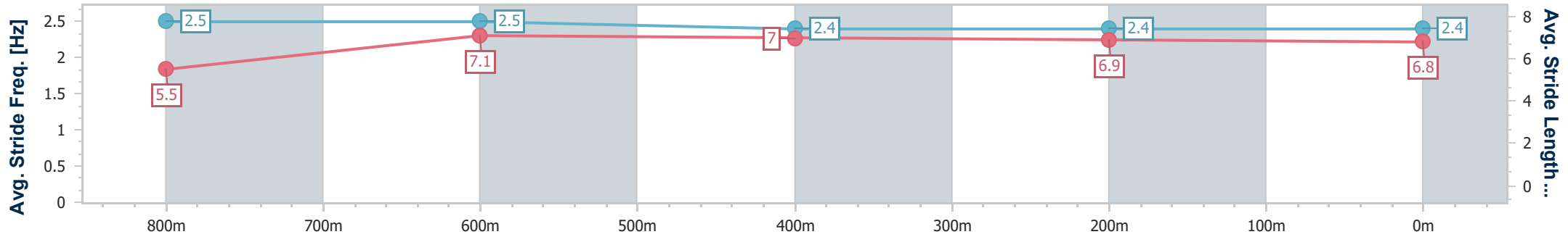
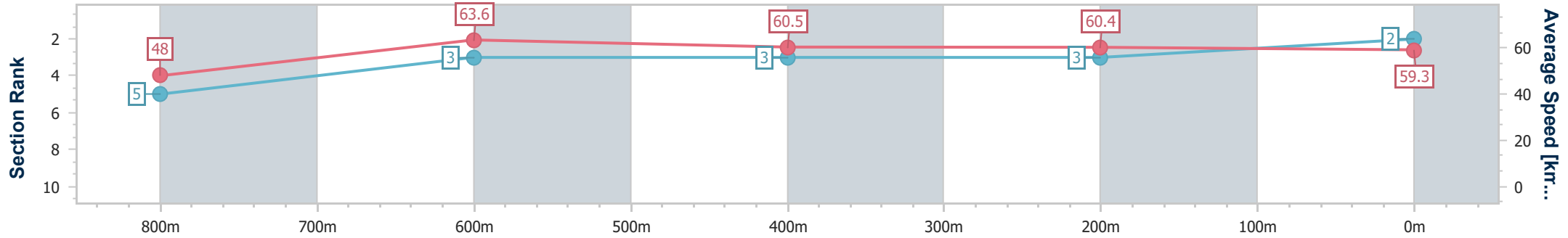


Toowoomba QLD Professional
 Race 2: CARPET ONE TOOWOOMBA QTIS Two-Year-Old
 Maiden Plate - 1000m
 13 April 2024 - 18:00



Track Rating: Good 4 , Weather: Fine, Rail Position: +5m Entire

Section	Overall	800m	600m	400m	200m
Section Times	1:02.26 [2] (0:14.94)	0:47.32 [5] (0:11.29)	0:36.03 [3] (0:11.94)	0:24.09 [3] (0:11.95)	0:12.14 [3] (0:12.14)
Average Speed [km/h]	48.0	63.6	60.5	60.4	59.3
Top Speed [km/h]	64.8	64.9	61.7	61.1	61.2
Avg. Dist. to Rail [m]	3.4	0.7	0.4	1.3	2.0
Avg. Stride Freq. [Hz]	2.5	2.5	2.4	2.4	2.4
Avg. Stride Length [m]	5.5	7.1	7.0	6.9	6.8



- [] Ranking at each section and finish
- .-.- No data available at this section
- NA No data available



Horse/Jockey Name	Rothweiler
Final Rank	3
Fastest Section Time (Section)	0:11.41 (800m)
Top Speed [km/h] (Section)	65.8 (800m)
Race State	Finished

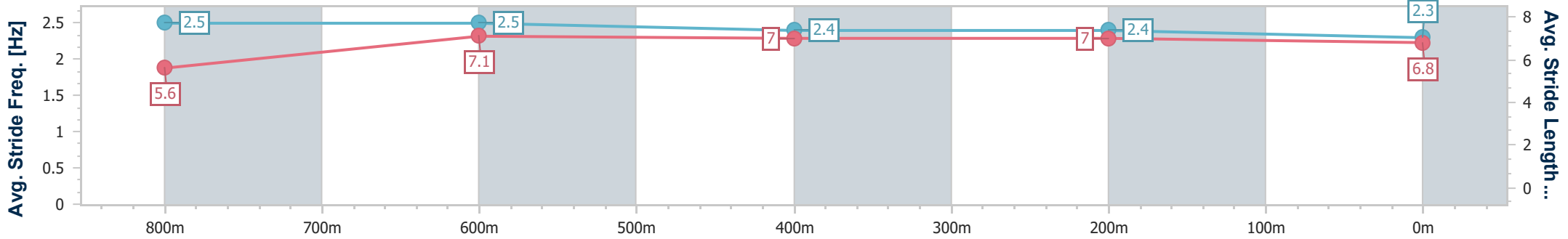
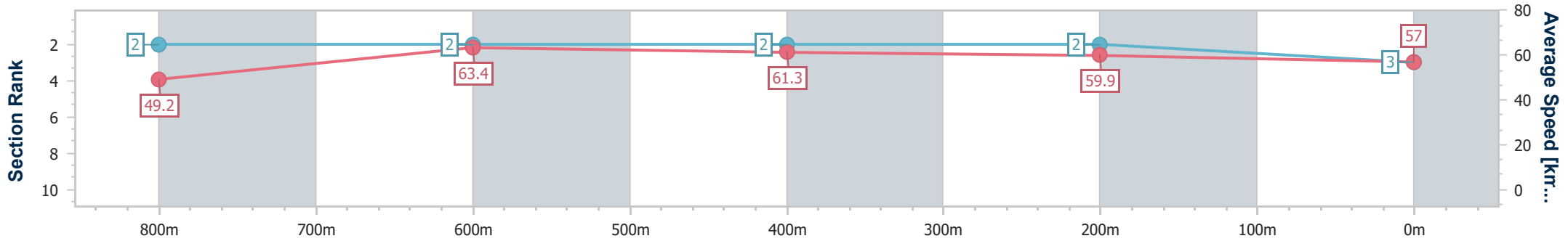


Toowoomba QLD Professional
 Race 2: CARPET ONE TOOWOOMBA QTIS Two-Year-Old
 Maiden Plate - 1000m
 13 April 2024 - 18:00



Track Rating: Good 4 , Weather: Fine, Rail Position: +5m Entire

Section	Overall	800m	600m	400m	200m
Section Times	1:02.63 [3] (0:14.73)	0:47.90 [2] (0:11.41)	0:36.49 [2] (0:11.84)	0:24.65 [2] (0:12.05)	0:12.60 [2] (0:12.60)
Average Speed [km/h]	49.2	63.4	61.3	59.9	57.0
Top Speed [km/h]	65.7	65.8	62.9	60.8	58.8
Avg. Dist. to Rail [m]	5.2	2.0	1.4	0.9	0.4
Avg. Stride Freq. [Hz]	2.5	2.5	2.4	2.4	2.3
Avg. Stride Length [m]	5.6	7.1	7.0	7.0	6.8



- [] Ranking at each section and finish
- .-.- No data available at this section
- NA No data available



Horse/Jockey Name	Hokitika
Final Rank	4
Fastest Section Time (Section)	0:11.36 (800m)
Top Speed [km/h] (Section)	66.0 (800m)
Race State	Finished

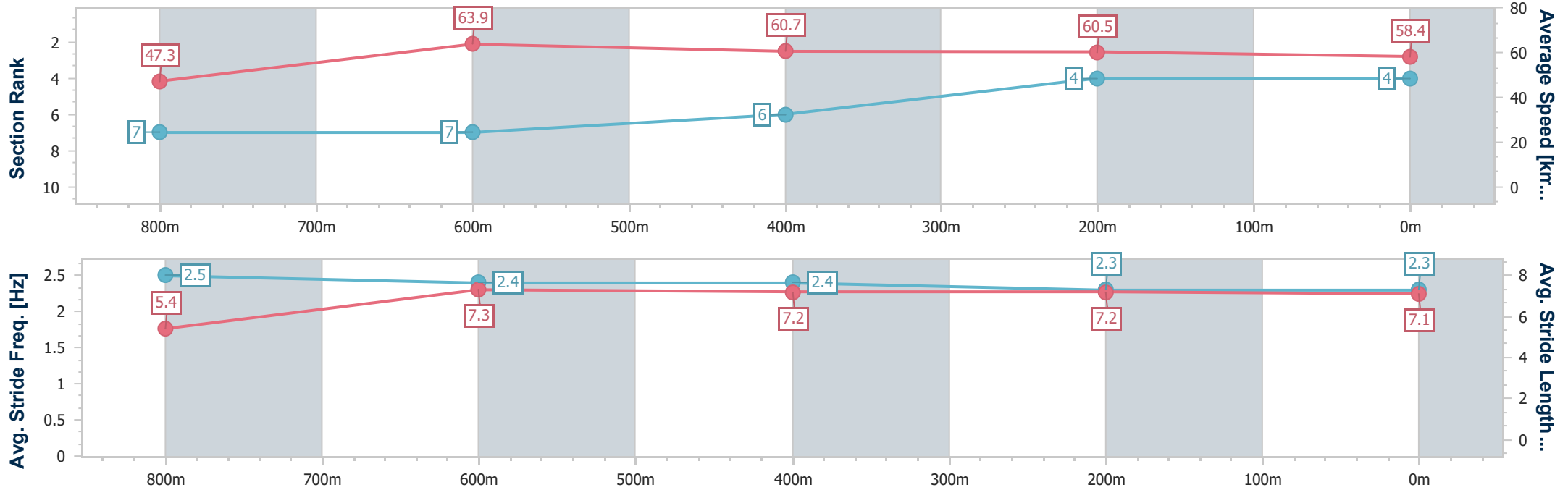


Toowoomba QLD Professional
 Race 2: CARPET ONE TOOWOOMBA QTIS Two-Year-Old
 Maiden Plate - 1000m
 13 April 2024 - 18:00



Track Rating: Good 4 , Weather: Fine, Rail Position: +5m Entire

Section	Overall	800m	600m	400m	200m
Section Times	1:02.79 [4] (0:15.26)	0:47.53 [7] (0:11.36)	0:36.17 [7] (0:11.95)	0:24.22 [6] (0:11.90)	0:12.32 [4] (0:12.32)
Average Speed [km/h]	47.3	63.9	60.7	60.5	58.4
Top Speed [km/h]	64.3	66.0	61.5	61.2	60.5
Avg. Dist. to Rail [m]	2.8	2.6	1.5	0.4	0.6
Avg. Stride Freq. [Hz]	2.5	2.4	2.4	2.3	2.3
Avg. Stride Length [m]	5.4	7.3	7.2	7.2	7.1



- [] Ranking at each section and finish
- .-.- No data available at this section
- NA No data available



Horse/Jockey Name	Mission Possible
Final Rank	5
Fastest Section Time (Section)	0:11.71 (800m)
Top Speed [km/h] (Section)	64.3 (Overall)
Race State	Finished

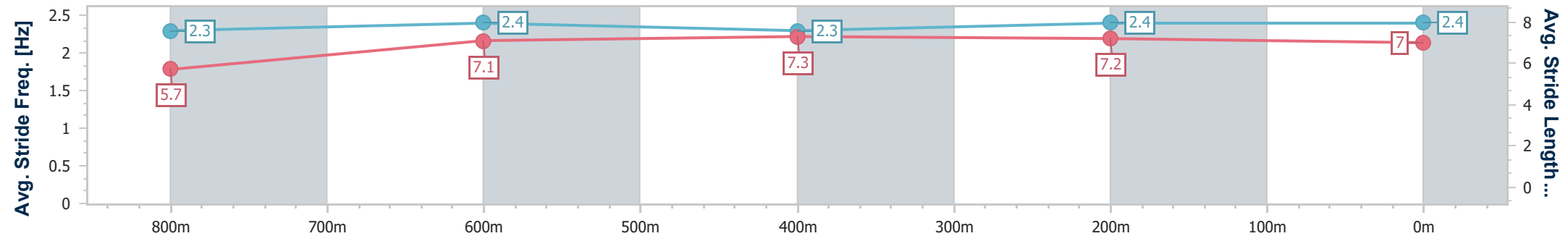
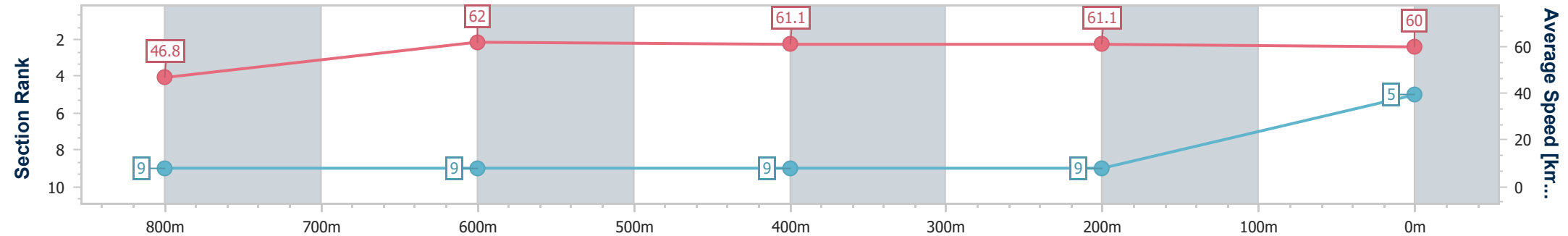


Toowoomba QLD Professional
 Race 2: CARPET ONE TOOWOOMBA QTIS Two-Year-Old
 Maiden Plate - 1000m
 13 April 2024 - 18:00



Track Rating: Good 4 , Weather: Fine, Rail Position: +5m Entire

Section	Overall	800m	600m	400m	200m
Section Times	1:02.84 [5] (0:15.48)	0:47.36 [9] (0:11.71)	0:35.65 [9] (0:11.81)	0:23.84 [9] (0:11.88)	0:11.96 [9] (0:11.96)
Average Speed [km/h]	46.8	62.0	61.1	61.1	60.0
Top Speed [km/h]	64.3	63.6	62.5	63.4	61.2
Avg. Dist. to Rail [m]	5.5	2.0	1.1	3.4	5.2
Avg. Stride Freq. [Hz]	2.3	2.4	2.3	2.4	2.4
Avg. Stride Length [m]	5.7	7.1	7.3	7.2	7.0



- [] Ranking at each section and finish
- .-.- No data available at this section
- NA No data available



Horse/Jockey Name	Apollo Ten
Final Rank	6
Fastest Section Time (Section)	0:11.42 (800m)
Top Speed [km/h] (Section)	65.4 (Overall)
Race State	Finished

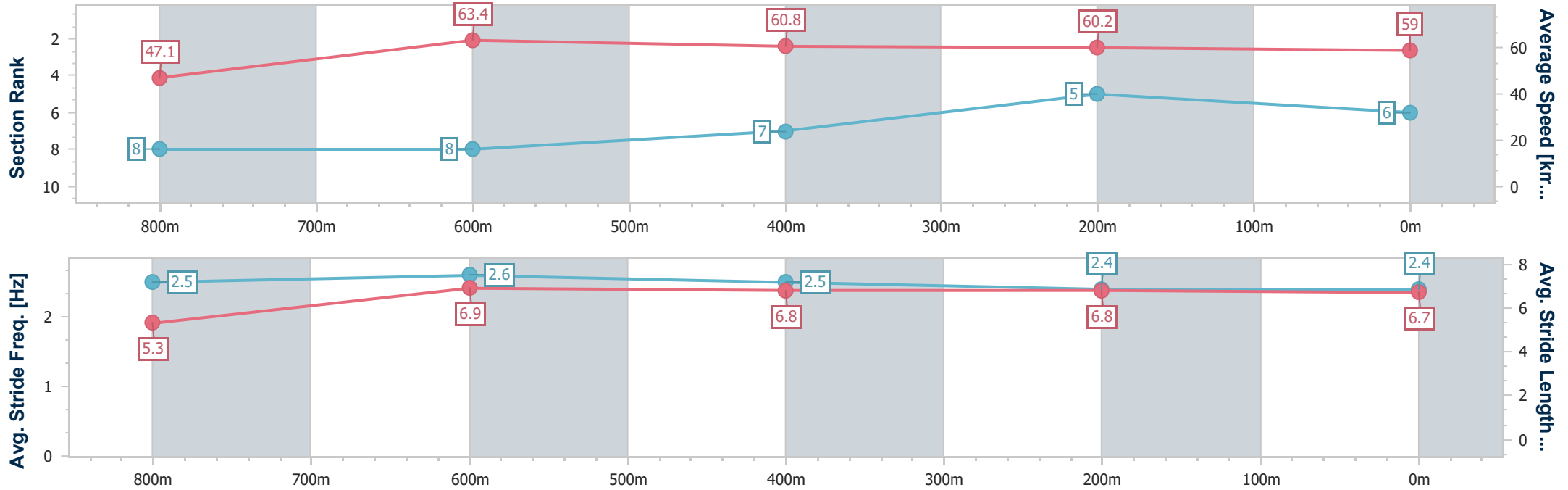


Toowoomba QLD Professional
 Race 2: CARPET ONE TOOWOOMBA QTIS Two-Year-Old
 Maiden Plate - 1000m
 13 April 2024 - 18:00



Track Rating: Good 4 , Weather: Fine, Rail Position: +5m Entire

Section	Overall	800m	600m	400m	200m
Section Times	1:02.86 [6] (0:15.37)	0:47.49 [8] (0:11.42)	0:36.07 [8] (0:11.92)	0:24.15 [7] (0:11.94)	0:12.21 [5] (0:12.21)
Average Speed [km/h]	47.1	63.4	60.8	60.2	59.0
Top Speed [km/h]	65.4	65.2	62.1	61.7	60.6
Avg. Dist. to Rail [m]	5.5	1.8	1.1	0.6	2.6
Avg. Stride Freq. [Hz]	2.5	2.6	2.5	2.4	2.4
Avg. Stride Length [m]	5.3	6.9	6.8	6.8	6.7



- [] Ranking at each section and finish
- .-.- No data available at this section
- NA No data available



Horse/Jockey Name	Bourne Ready
Final Rank	7
Fastest Section Time (Section)	0:11.68 (800m)
Top Speed [km/h] (Section)	64.5 (Overall)
Race State	Finished

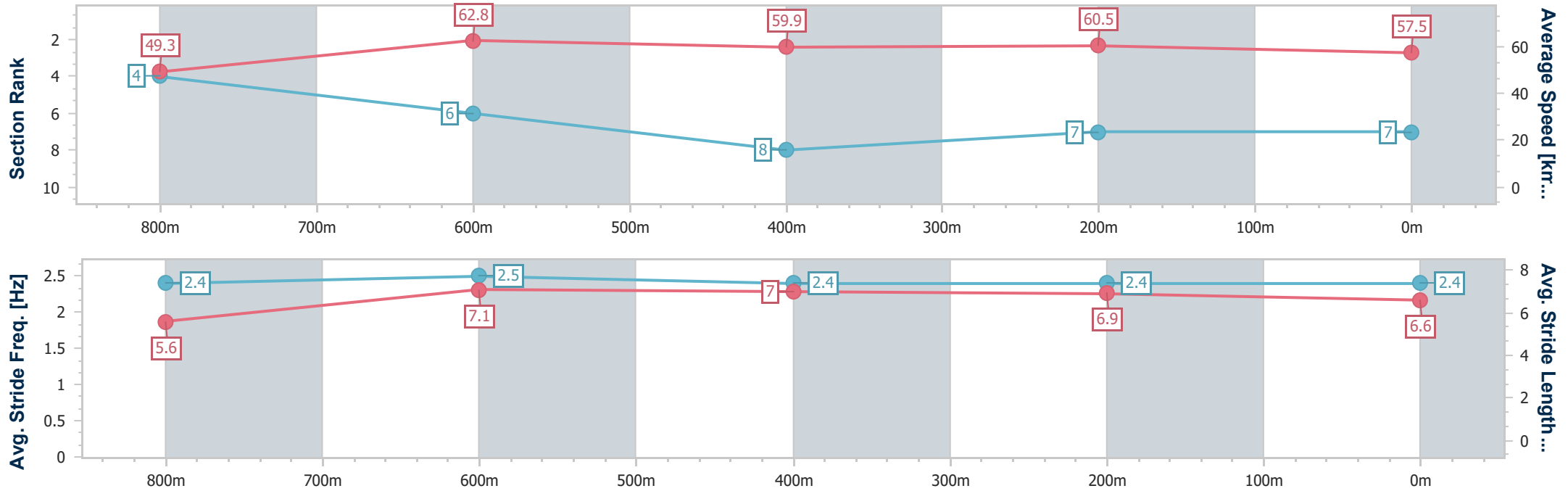


Toowoomba QLD Professional
 Race 2: CARPET ONE TOOWOOMBA QTIS Two-Year-Old
 Maiden Plate - 1000m
 13 April 2024 - 18:00



Track Rating: Good 4 , Weather: Fine, Rail Position: +5m Entire

Section	Overall	800m	600m	400m	200m
Section Times	1:03.34 [7] (0:14.85)	0:48.49 [4] (0:11.68)	0:36.81 [6] (0:12.24)	0:24.57 [8] (0:12.06)	0:12.51 [7] (0:12.51)
Average Speed [km/h]	49.3	62.8	59.9	60.5	57.5
Top Speed [km/h]	64.5	64.3	61.1	61.9	60.3
Avg. Dist. to Rail [m]	7.4	5.4	4.0	2.8	3.1
Avg. Stride Freq. [Hz]	2.4	2.5	2.4	2.4	2.4
Avg. Stride Length [m]	5.6	7.1	7.0	6.9	6.6



- [] Ranking at each section and finish
- .-.- No data available at this section
- NA No data available



Horse/Jockey Name	Grey Power
Final Rank	8
Fastest Section Time (Section)	0:11.48 (800m)
Top Speed [km/h] (Section)	67.3 (Overall)
Race State	Finished

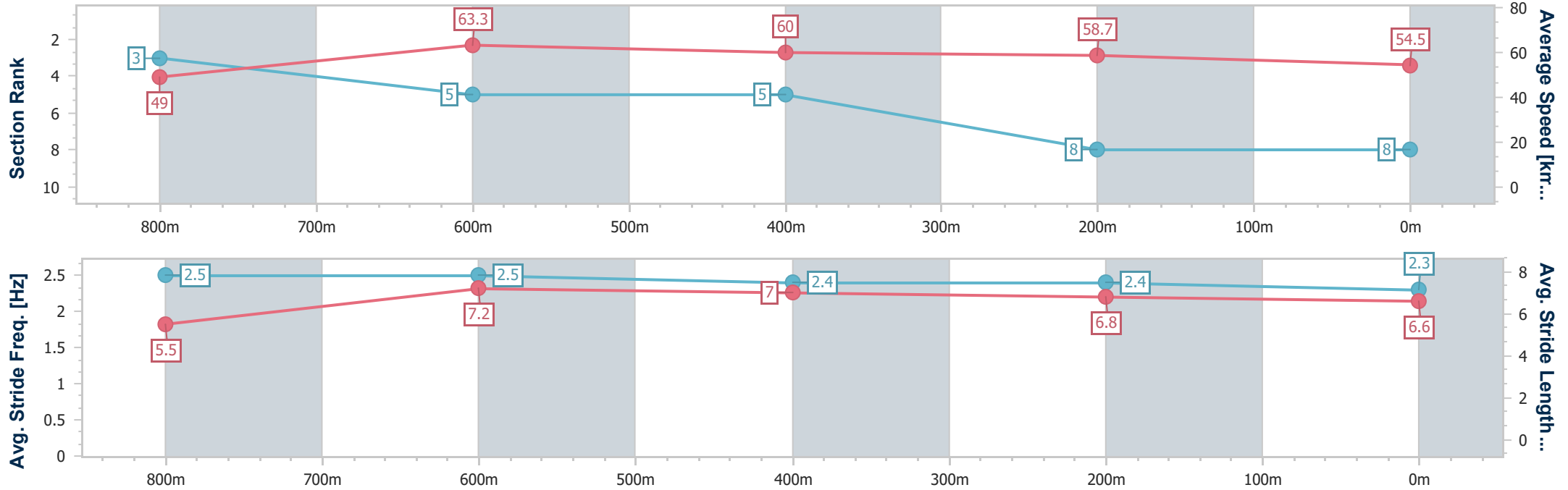


Toowoomba QLD Professional
 Race 2: CARPET ONE TOOWOOMBA QTIS Two-Year-Old
 Maiden Plate - 1000m
 13 April 2024 - 18:00



Track Rating: Good 4 , Weather: Fine, Rail Position: +5m Entire

Section	Overall	800m	600m	400m	200m
Section Times	1:04.00 [8] (0:14.85)	0:49.15 [3] (0:11.48)	0:37.67 [5] (0:12.13)	0:25.54 [5] (0:12.38)	0:13.16 [8] (0:13.16)
Average Speed [km/h]	49.0	63.3	60.0	58.7	54.5
Top Speed [km/h]	67.3	65.5	61.4	60.0	56.8
Avg. Dist. to Rail [m]	7.5	2.3	2.5	2.2	1.0
Avg. Stride Freq. [Hz]	2.5	2.5	2.4	2.4	2.3
Avg. Stride Length [m]	5.5	7.2	7.0	6.8	6.6



- [] Ranking at each section and finish
- .-.- No data available at this section
- NA No data available



Horse/Jockey Name	Barbra
Final Rank	9
Fastest Section Time (Section)	0:11.16 (800m)
Top Speed [km/h] (Section)	66.1 (Overall)
Race State	Finished

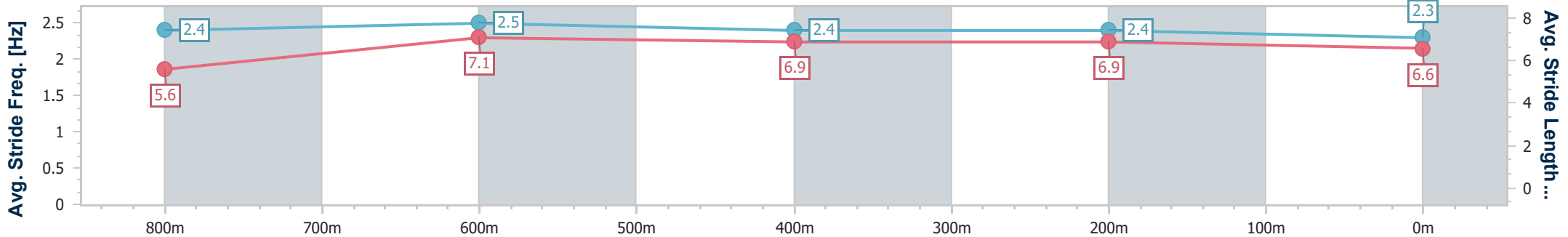
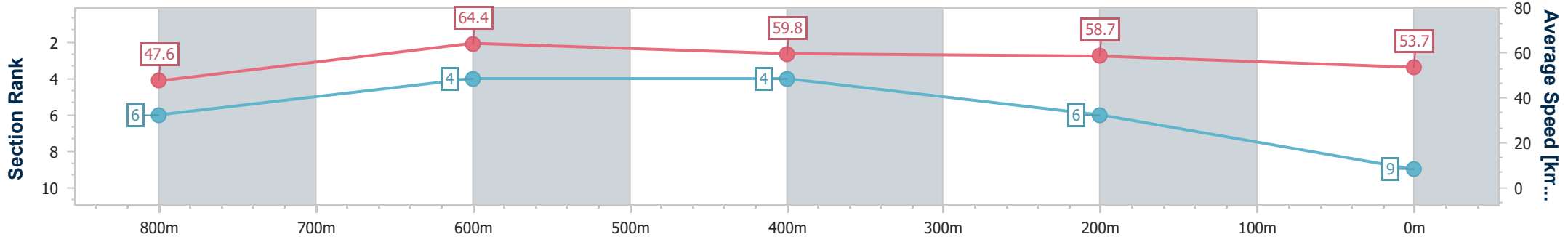


Toowoomba QLD Professional
 Race 2: CARPET ONE TOOWOOMBA QTIS Two-Year-Old
 Maiden Plate - 1000m
 13 April 2024 - 18:00



Track Rating: Good 4 , Weather: Fine, Rail Position: +5m Entire

Section	Overall	800m	600m	400m	200m
Section Times	1:04.14 [9] (0:15.16)	0:48.98 [6] (0:11.16)	0:37.82 [4] (0:12.10)	0:25.72 [4] (0:12.36)	0:13.36 [6] (0:13.36)
Average Speed [km/h]	47.6	64.4	59.8	58.7	53.7
Top Speed [km/h]	66.1	65.5	61.7	60.3	56.4
Avg. Dist. to Rail [m]	3.5	0.8	1.4	1.7	1.9
Avg. Stride Freq. [Hz]	2.4	2.5	2.4	2.4	2.3
Avg. Stride Length [m]	5.6	7.1	6.9	6.9	6.6



- [] Ranking at each section and finish
- .-.- No data available at this section
- NA No data available



Toowoomba QLD Professional

Race 3: HANNAS QTIS Three-Year-Old Maiden Plate - 1000m

13 April 2024 - 18:40



Track Rating: Good 4 , Weather: Fine, Rail Position: +5m Entire

Section											Last 600m		
Field Times		Overall	800m	600m	400m	200m						0:36.71	
		1:02.78 (0:14.70)	0:48.08 (0:11.37)	0:36.71 (0:12.11)	0:24.60 (0:12.07)	0:12.53 (0:12.53)							
Rank	TAB	Horse/Jockey	Barrier	Top Speed [km/h]	Fastest Section	Overall	800m	600m	400m	200m	Margin	Last 600m	Distance Travelled [m]
1	4	ZIN ZAN READY Cobi Vitler	4	65.9	0:11.42	1:02.78 [1] (0:14.84)	0:47.94 [4] (0:11.42)	0:36.52 [4] (0:12.19)	0:24.33 [4] (0:11.93)	0:12.40 [2] (0:12.40)	1:02.78	0:36.52	
2	3	VITTHAL Nozi Tomizawa	3	65.9	0:11.31	1:02.83 [2] (0:14.76)	0:48.07 [2] (0:11.31)	0:36.76 [1] (0:12.11)	0:24.65 [1] (0:12.07)	0:12.58 [1] (0:12.58)	0.2L	0:36.76	-2
3	10	WINDOW TAPPER Kenji Yoshida	10	64.6	0:11.54	1:02.85 [3] (0:15.46)	0:47.39 [9] (0:11.54)	0:35.85 [10] (0:11.94)	0:23.91 [9] (0:11.81)	0:12.10 [6] (0:12.10)	0.3L	0:35.85	-6
4	6	LETTERS OF ROMANCE Olivia Webb	6	65.7	0:11.47	1:03.05 [4] (0:14.70)	0:48.35 [1] (0:11.47)	0:36.88 [2] (0:12.11)	0:24.77 [2] (0:12.18)	0:12.59 [3] (0:12.59)	1.3L	0:36.88	-6
5	8	NIC'S DREAM Adin Thompson	8	64.6	0:11.46	1:03.10 [5] (0:14.88)	0:48.22 [5] (0:11.46)	0:36.76 [5] (0:12.19)	0:24.57 [5] (0:12.03)	0:12.54 [5] (0:12.54)	1.5L	0:36.76	-5
6	12	JACKS AND SODA Georgina Cartwright	12	65.2	0:11.41	1:03.36 [6] (0:15.50)	0:47.86 [10] (0:11.41)	0:36.45 [9] (0:12.19)	0:24.26 [10] (0:12.09)	0:12.17 [10] (0:12.17)	3L	0:36.45	-1
7	2	KOBE ASCOT Madeleine Wishart	2	66.0	0:11.40	1:03.40 [7] (0:14.84)	0:48.56 [3] (0:11.40)	0:37.16 [3] (0:12.17)	0:24.99 [3] (0:12.10)	0:12.89 [4] (0:12.89)	3.2L	0:37.16	+3
8	14	ALMOST EVEN Les Tilley	14	65.1	0:11.49	1:03.42 [8] (0:15.25)	0:48.17 [7] (0:11.49)	0:36.68 [8] (0:12.18)	0:24.50 [8] (0:12.06)	0:12.44 [9] (0:12.44)	3.3L	0:36.68	+3
9	9	OVERTERN Minonette Kennedy	9	64.1	0:11.44	1:03.47 [9] (0:15.30)	0:48.17 [8] (0:11.44)	0:36.73 [7] (0:12.01)	0:24.72 [7] (0:12.07)	0:12.65 [7] (0:12.65)	3.5L	0:36.73	-13
10	15	TWILIGHT SPARKLE Olivia Kendal	15	65.4	0:11.47	1:03.94 [10] (0:15.13)	0:48.81 [6] (0:11.47)	0:37.34 [6] (0:12.14)	0:25.20 [6] (0:12.19)	0:13.01 [8] (0:13.01)	6L	0:37.34	+0

Scratched: Go The Guinness (#1), Encrypted Elegance (#5), Bold As Brass (#13), Above The World (#16), Moonfleet (#7), Electric Arrow (#11)

[] Ranking at each section and finish
 -:-:- No data available at this section
 NA No data available

SCN Saddle cloth number
 DNF Did not finish
 DNT Did not track



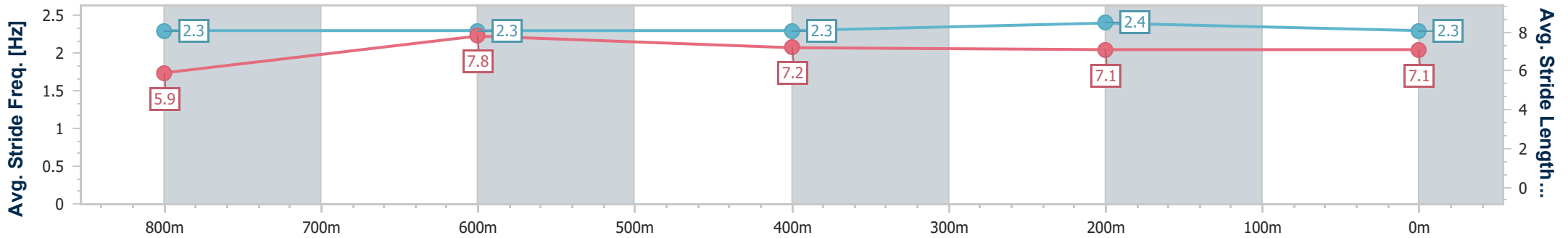
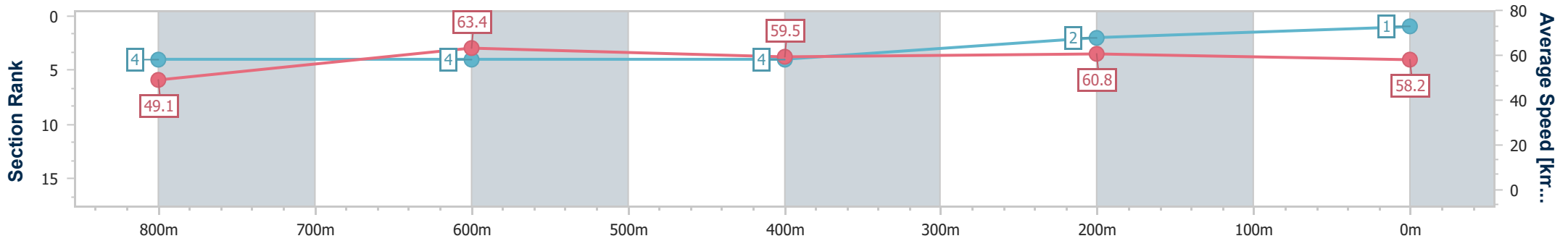
Horse/Jockey Name	Zin Zan Ready
Final Rank	1
Fastest Section Time (Section)	0:11.42 (800m)
Top Speed [km/h] (Section)	65.9 (Overall)
Race State	Finished



Toowoomba QLD Professional
 Race 3: HANNAS QTIS Three-Year-Old Maiden Plate - 1000m
 13 April 2024 - 18:40
 Track Rating: Good 4 , Weather: Fine, Rail Position: +5m Entire



Section	Overall	800m	600m	400m	200m
Section Times	1:02.78 [1] (0:14.84)	0:47.94 [4] (0:11.42)	0:36.52 [4] (0:12.19)	0:24.33 [4] (0:11.93)	0:12.40 [2] (0:12.40)
Average Speed [km/h]	49.1	63.4	59.5	60.8	58.2
Top Speed [km/h]	65.9	64.9	62.3	61.6	59.4
Avg. Dist. to Rail [m]	5.6	2.1	1.2	2.1	2.7
Avg. Stride Freq. [Hz]	2.3	2.3	2.3	2.4	2.3
Avg. Stride Length [m]	5.9	7.8	7.2	7.1	7.1



- [] Ranking at each section and finish
- .-.- No data available at this section
- NA No data available



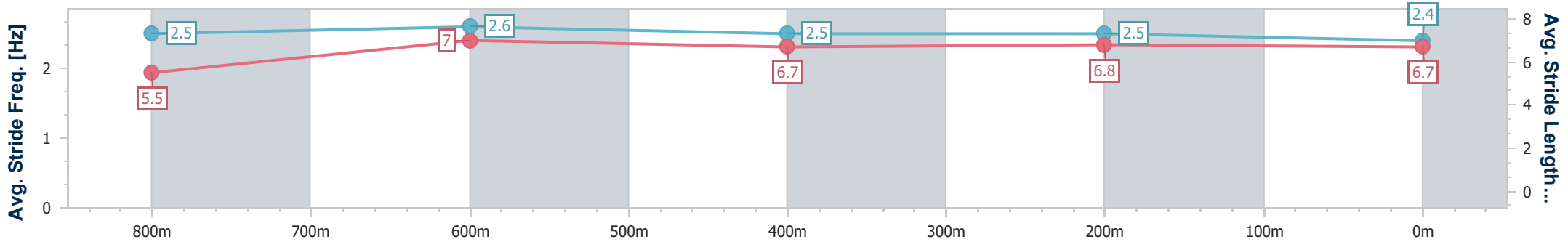
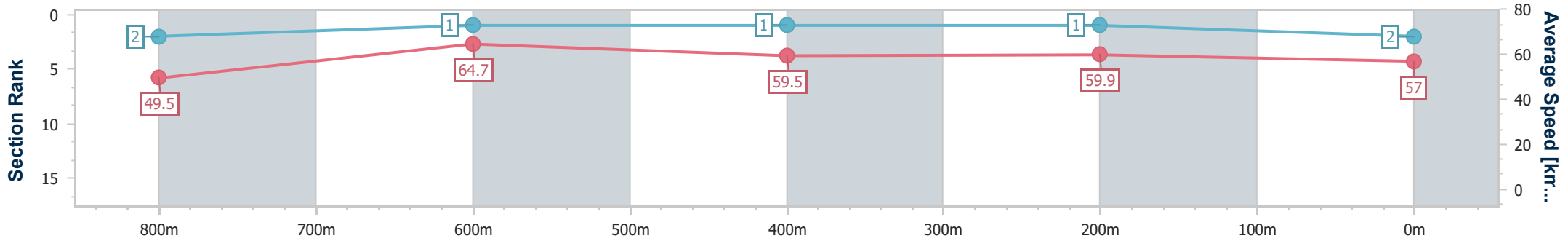
Horse/Jockey Name	Vitthal
Final Rank	2
Fastest Section Time (Section)	0:11.31 (800m)
Top Speed [km/h] (Section)	65.9 (800m)
Race State	Finished



Toowoomba QLD Professional
 Race 3: HANNAS QTIS Three-Year-Old Maiden Plate - 1000m
 13 April 2024 - 18:40
 Track Rating: Good 4 , Weather: Fine, Rail Position: +5m Entire



Section	Overall	800m	600m	400m	200m
Section Times	1:02.83 [2] (0:14.76)	0:48.07 [2] (0:11.31)	0:36.76 [1] (0:12.11)	0:24.65 [1] (0:12.07)	0:12.58 [1] (0:12.58)
Average Speed [km/h]	49.5	64.7	59.5	59.9	57.0
Top Speed [km/h]	63.7	65.9	64.5	60.7	60.5
Avg. Dist. to Rail [m]	6.9	1.5	0.5	1.3	1.3
Avg. Stride Freq. [Hz]	2.5	2.6	2.5	2.5	2.4
Avg. Stride Length [m]	5.5	7.0	6.7	6.8	6.7



- [] Ranking at each section and finish
- .-.- No data available at this section
- NA No data available



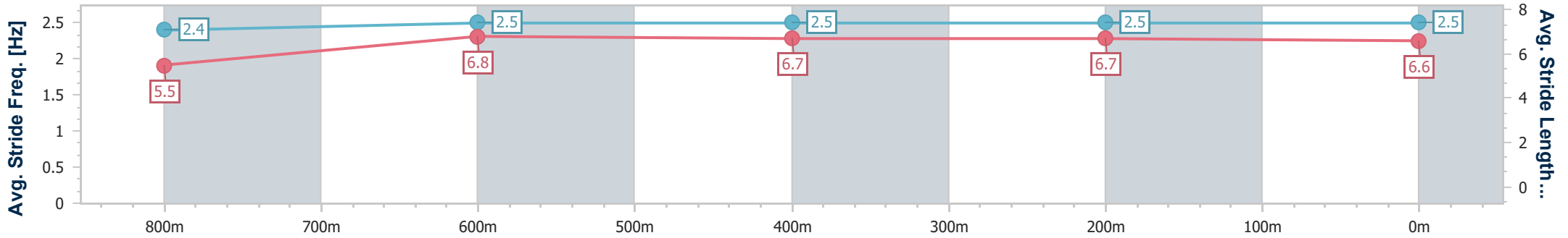
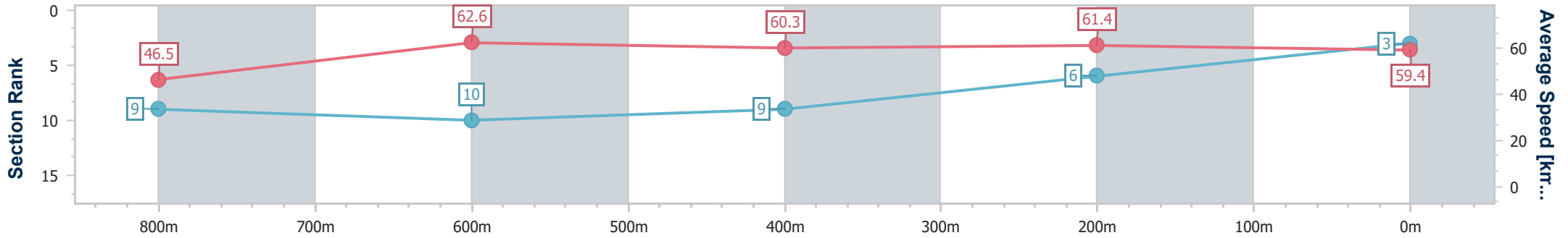
Horse/Jockey Name	Window Tapper
Final Rank	3
Fastest Section Time (Section)	0:11.54 (800m)
Top Speed [km/h] (Section)	64.6 (800m)
Race State	Finished



Toowoomba QLD Professional
 Race 3: HANNAS QTIS Three-Year-Old Maiden Plate - 1000m
 13 April 2024 - 18:40
 Track Rating: Good 4 , Weather: Fine, Rail Position: +5m Entire



Section	Overall	800m	600m	400m	200m
Section Times	1:02.85 [3] (0:15.46)	0:47.39 [9] (0:11.54)	0:35.85 [10] (0:11.94)	0:23.91 [9] (0:11.81)	0:12.10 [6] (0:12.10)
Average Speed [km/h]	46.5	62.6	60.3	61.4	59.4
Top Speed [km/h]	64.4	64.6	61.4	62.3	61.4
Avg. Dist. to Rail [m]	3.8	0.6	0.4	1.3	3.3
Avg. Stride Freq. [Hz]	2.4	2.5	2.5	2.5	2.5
Avg. Stride Length [m]	5.5	6.8	6.7	6.7	6.6



- [] Ranking at each section and finish
- .-.- No data available at this section
- NA No data available



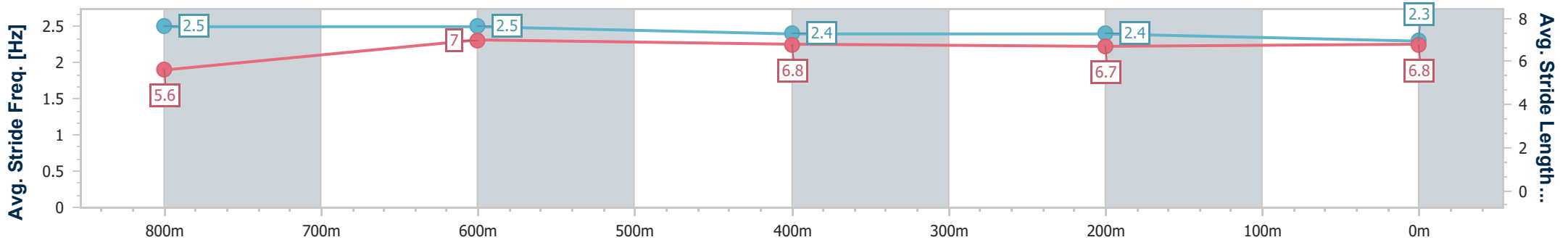
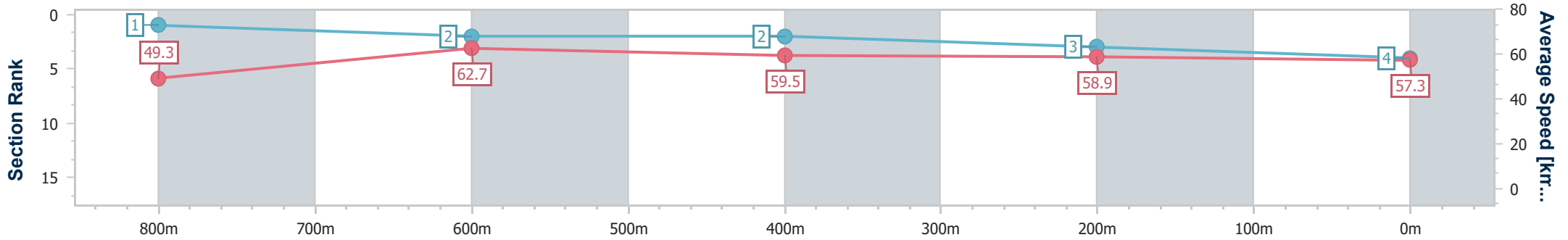
Horse/Jockey Name	Letters Of Romance
Final Rank	4
Fastest Section Time (Section)	0:11.47 (800m)
Top Speed [km/h] (Section)	65.7 (Overall)
Race State	Finished



Toowoomba QLD Professional
 Race 3: HANNAS QTIS Three-Year-Old Maiden Plate - 1000m
 13 April 2024 - 18:40
 Track Rating: Good 4 , Weather: Fine, Rail Position: +5m Entire



Section	Overall	800m	600m	400m	200m
Section Times	1:03.05 [4] (0:14.70)	0:48.35 [1] (0:11.47)	0:36.88 [2] (0:12.11)	0:24.77 [2] (0:12.18)	0:12.59 [3] (0:12.59)
Average Speed [km/h]	49.3	62.7	59.5	58.9	57.3
Top Speed [km/h]	65.7	63.9	60.8	59.8	58.2
Avg. Dist. to Rail [m]	4.7	0.4	0.6	0.3	0.4
Avg. Stride Freq. [Hz]	2.5	2.5	2.4	2.4	2.3
Avg. Stride Length [m]	5.6	7.0	6.8	6.7	6.8



- [] Ranking at each section and finish
- .-.- No data available at this section
- NA No data available



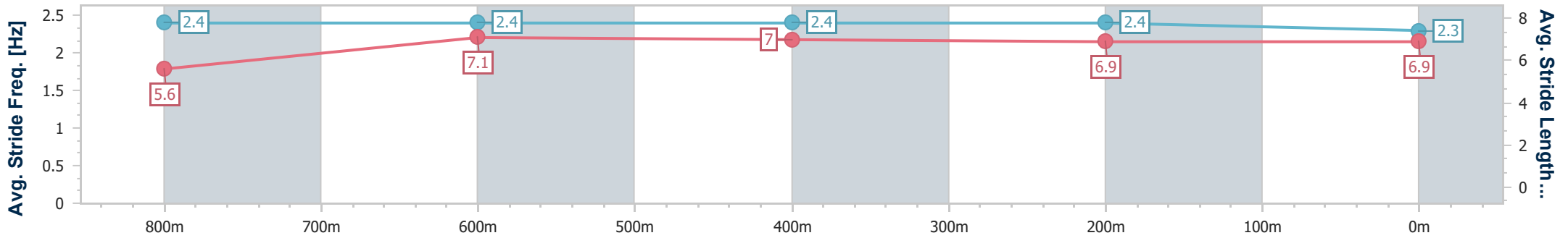
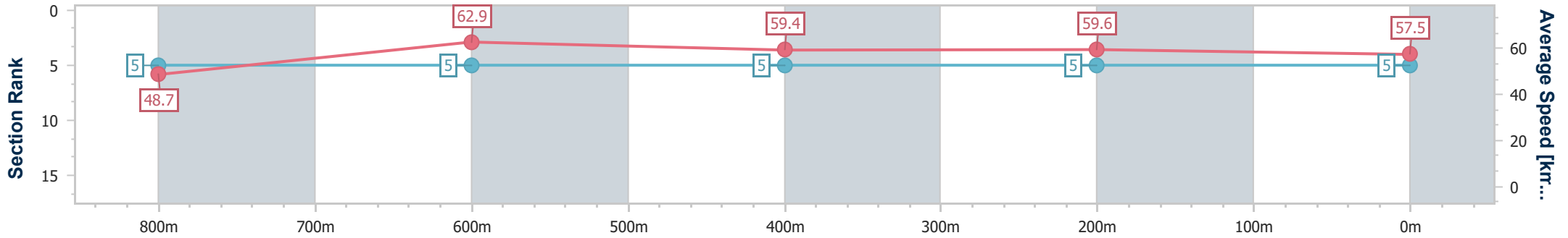
Horse/Jockey Name	Nic's Dream
Final Rank	5
Fastest Section Time (Section)	0:11.46 (800m)
Top Speed [km/h] (Section)	64.6 (Overall)
Race State	Finished



Toowoomba QLD Professional
 Race 3: HANNAS QTIS Three-Year-Old Maiden Plate - 1000m
 13 April 2024 - 18:40
 Track Rating: Good 4 , Weather: Fine, Rail Position: +5m Entire



Section	Overall	800m	600m	400m	200m
Section Times	1:03.10 [5] (0:14.88)	0:48.22 [5] (0:11.46)	0:36.76 [5] (0:12.19)	0:24.57 [5] (0:12.03)	0:12.54 [5] (0:12.54)
Average Speed [km/h]	48.7	62.9	59.4	59.6	57.5
Top Speed [km/h]	64.6	64.1	61.5	60.8	59.5
Avg. Dist. to Rail [m]	2.8	0.8	0.7	0.5	0.4
Avg. Stride Freq. [Hz]	2.4	2.4	2.4	2.4	2.3
Avg. Stride Length [m]	5.6	7.1	7.0	6.9	6.9



- [] Ranking at each section and finish
- .-.- No data available at this section
- NA No data available



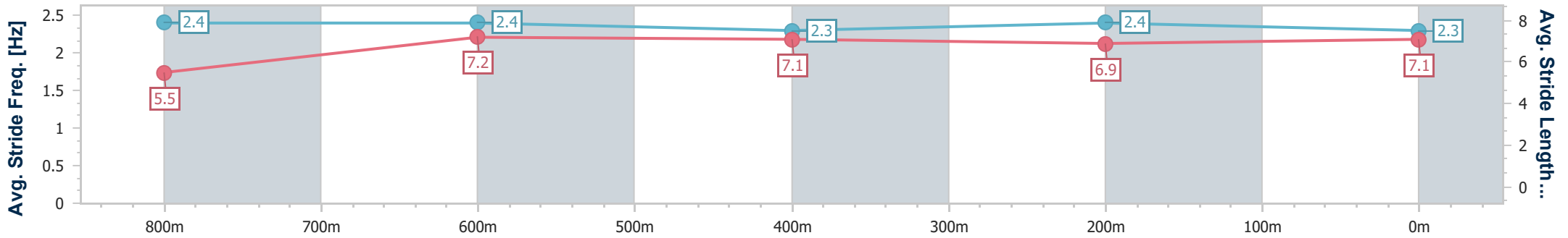
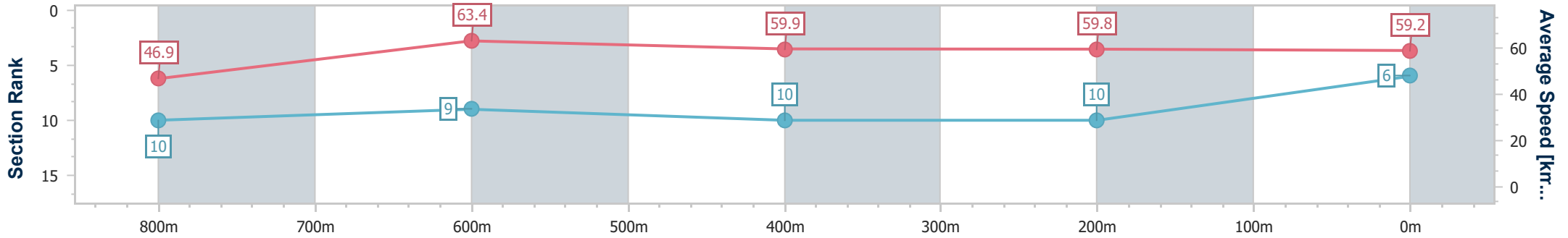
Horse/Jockey Name	Jacks And Soda
Final Rank	6
Fastest Section Time (Section)	0:11.41 (800m)
Top Speed [km/h] (Section)	65.2 (800m)
Race State	Finished



Toowoomba QLD Professional
 Race 3: HANNAS QTIS Three-Year-Old Maiden Plate - 1000m
 13 April 2024 - 18:40
 Track Rating: Good 4 , Weather: Fine, Rail Position: +5m Entire



Section	Overall	800m	600m	400m	200m
Section Times	1:03.36 [6] (0:15.50)	0:47.86 [10] (0:11.41)	0:36.45 [9] (0:12.19)	0:24.26 [10] (0:12.09)	0:12.17 [10] (0:12.17)
Average Speed [km/h]	46.9	63.4	59.9	59.8	59.2
Top Speed [km/h]	64.7	65.2	62.4	61.4	61.3
Avg. Dist. to Rail [m]	5.5	1.8	2.5	1.6	0.5
Avg. Stride Freq. [Hz]	2.4	2.4	2.3	2.4	2.3
Avg. Stride Length [m]	5.5	7.2	7.1	6.9	7.1



- [] Ranking at each section and finish
- .-.- No data available at this section
- NA No data available



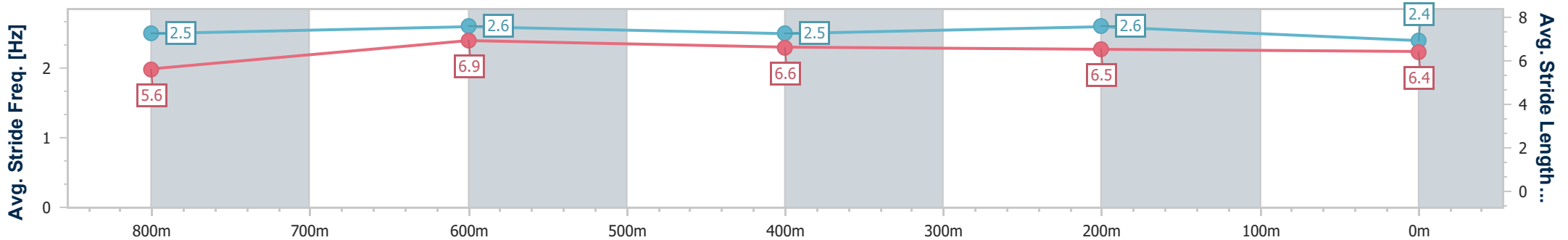
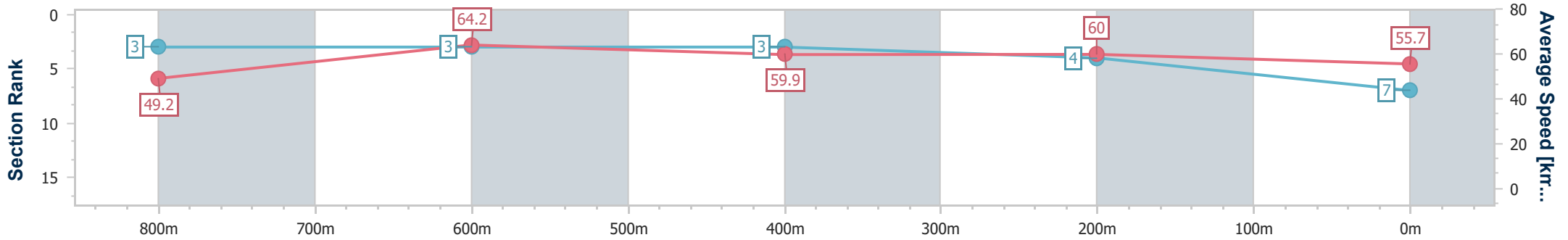
Horse/Jockey Name	Kobe Ascot
Final Rank	7
Fastest Section Time (Section)	0:11.40 (800m)
Top Speed [km/h] (Section)	66.0 (800m)
Race State	Finished



Toowoomba QLD Professional
 Race 3: HANNAS QTIS Three-Year-Old Maiden Plate - 1000m
 13 April 2024 - 18:40
 Track Rating: Good 4 , Weather: Fine, Rail Position: +5m Entire



Section	Overall	800m	600m	400m	200m
Section Times	1:03.40 [7] (0:14.84)	0:48.56 [3] (0:11.40)	0:37.16 [3] (0:12.17)	0:24.99 [3] (0:12.10)	0:12.89 [4] (0:12.89)
Average Speed [km/h]	49.2	64.2	59.9	60.0	55.7
Top Speed [km/h]	65.7	66.0	61.9	61.1	58.2
Avg. Dist. to Rail [m]	8.0	3.9	2.2	2.8	3.0
Avg. Stride Freq. [Hz]	2.5	2.6	2.5	2.6	2.4
Avg. Stride Length [m]	5.6	6.9	6.6	6.5	6.4



- [] Ranking at each section and finish
- .-.- No data available at this section
- NA No data available



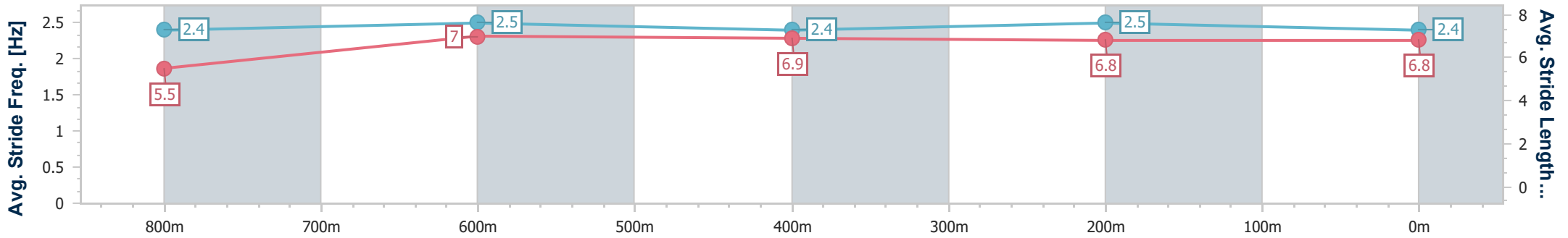
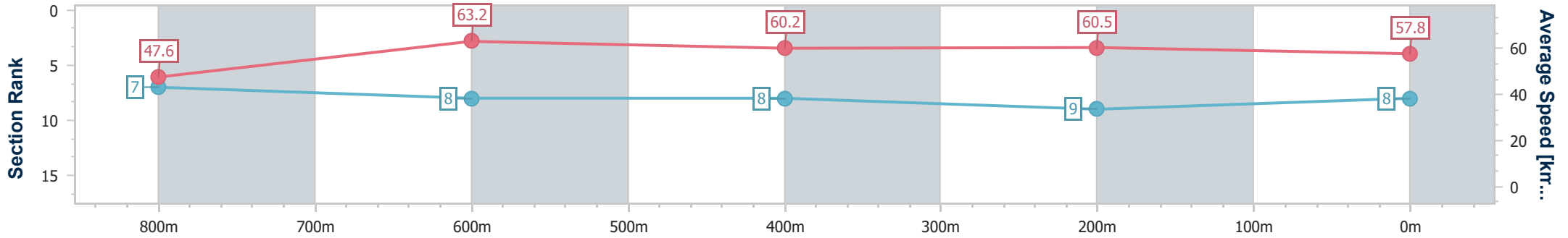
Horse/Jockey Name	Almost Even
Final Rank	8
Fastest Section Time (Section)	0:11.49 (800m)
Top Speed [km/h] (Section)	65.1 (800m)
Race State	Finished



Toowoomba QLD Professional
 Race 3: HANNAS QTIS Three-Year-Old Maiden Plate - 1000m
 13 April 2024 - 18:40
 Track Rating: Good 4 , Weather: Fine, Rail Position: +5m Entire



Section	Overall	800m	600m	400m	200m
Section Times	1:03.42 [8] (0:15.25)	0:48.17 [7] (0:11.49)	0:36.68 [8] (0:12.18)	0:24.50 [8] (0:12.06)	0:12.44 [9] (0:12.44)
Average Speed [km/h]	47.6	63.2	60.2	60.5	57.8
Top Speed [km/h]	64.9	65.1	61.2	61.4	59.3
Avg. Dist. to Rail [m]	4.9	3.0	3.4	4.5	3.5
Avg. Stride Freq. [Hz]	2.4	2.5	2.4	2.5	2.4
Avg. Stride Length [m]	5.5	7.0	6.9	6.8	6.8



- [] Ranking at each section and finish
- .-.- No data available at this section
- NA No data available



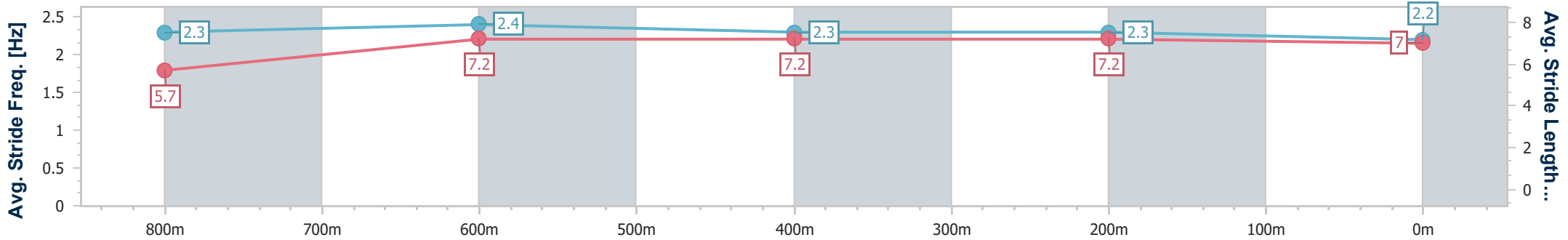
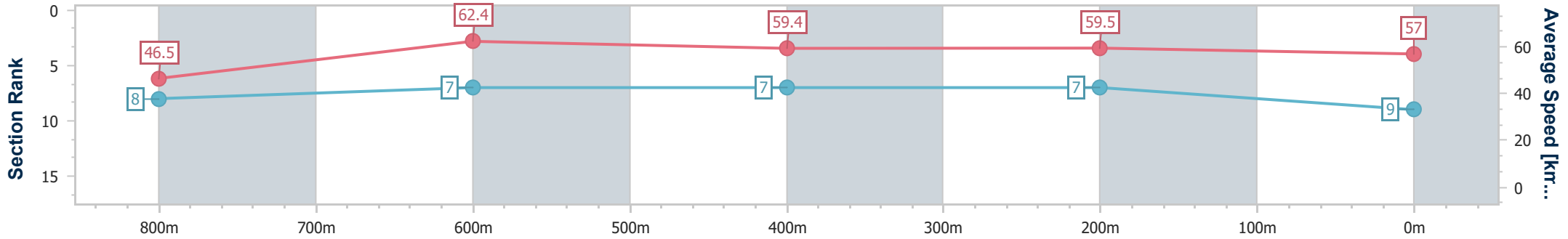
Horse/Jockey Name	Overtern
Final Rank	9
Fastest Section Time (Section)	0:11.44 (800m)
Top Speed [km/h] (Section)	64.1 (Overall)
Race State	Finished



Toowoomba QLD Professional
 Race 3: HANNAS QTIS Three-Year-Old Maiden Plate - 1000m
 13 April 2024 - 18:40
 Track Rating: Good 4 , Weather: Fine, Rail Position: +5m Entire



Section	Overall	800m	600m	400m	200m
Section Times	1:03.47 [9] (0:15.30)	0:48.17 [8] (0:11.44)	0:36.73 [7] (0:12.01)	0:24.72 [7] (0:12.07)	0:12.65 [7] (0:12.65)
Average Speed [km/h]	46.5	62.4	59.4	59.5	57.0
Top Speed [km/h]	64.1	64.0	60.6	60.8	57.7
Avg. Dist. to Rail [m]	4.2	2.7	1.8	0.6	0.8
Avg. Stride Freq. [Hz]	2.3	2.4	2.3	2.3	2.2
Avg. Stride Length [m]	5.7	7.2	7.2	7.2	7.0



- [] Ranking at each section and finish
- .-.- No data available at this section
- NA No data available



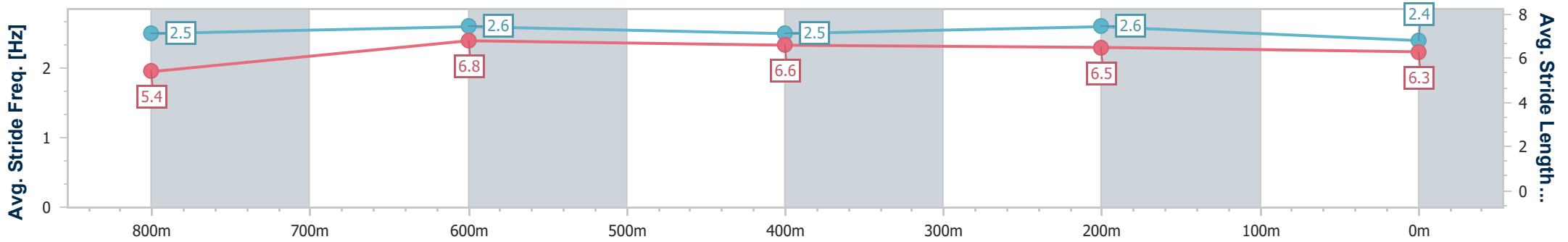
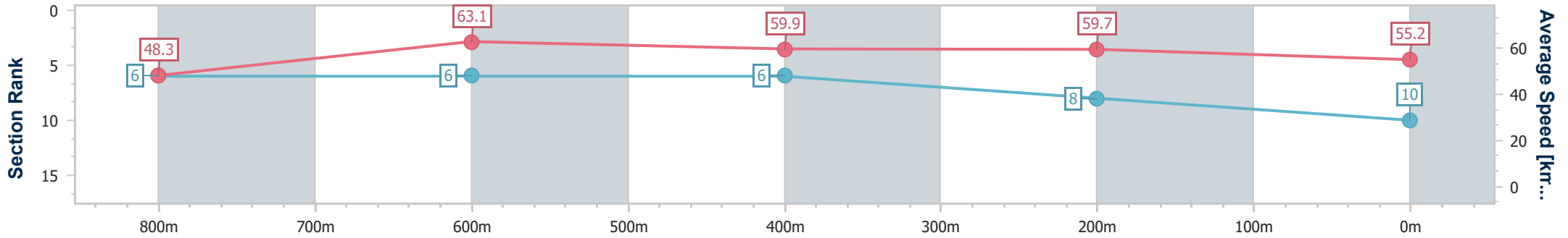
Horse/Jockey Name	Twilight Sparkle
Final Rank	10
Fastest Section Time (Section)	0:11.47 (800m)
Top Speed [km/h] (Section)	65.4 (Overall)
Race State	Finished



Toowoomba QLD Professional
 Race 3: HANNAS QTIS Three-Year-Old Maiden Plate - 1000m
 13 April 2024 - 18:40
 Track Rating: Good 4 , Weather: Fine, Rail Position: +5m Entire



Section	Overall	800m	600m	400m	200m
Section Times	1:03.94 [10] (0:15.13)	0:48.81 [6] (0:11.47)	0:37.34 [6] (0:12.14)	0:25.20 [6] (0:12.19)	0:13.01 [8] (0:13.01)
Average Speed [km/h]	48.3	63.1	59.9	59.7	55.2
Top Speed [km/h]	65.4	64.0	61.0	60.7	58.0
Avg. Dist. to Rail [m]	6.3	1.6	2.0	3.3	1.8
Avg. Stride Freq. [Hz]	2.5	2.6	2.5	2.6	2.4
Avg. Stride Length [m]	5.4	6.8	6.6	6.5	6.3



- [] Ranking at each section and finish
- .-.- No data available at this section
- NA No data available



Toowoomba QLD Professional

Race 4: PLATINUM GLASS & SECURITY Class 1 Handicap - 1200m

13 April 2024 - 19:15



Track Rating: Good 4 , Weather: Fine, Rail Position: +5m Entire

Section		Overall	1000m	800m	600m	400m	200m	Last 600m					
Field Times		1:16.23 (0:14.25)	1:01.98 (0:11.21)	0:50.77 (0:11.90)	0:38.87 (0:12.70)	0:26.17 (0:12.98)	0:13.19 (0:13.19)	0:38.87					
Rank	TAB Horse/Jockey	Barrier	Top Speed [km/h]	Fastest Section							Margin	Distance Travelled [m]	
1	7 ECHO HUNTER Sean Cormack	7	65.1	0:11.30	1:16.23 [1] (0:15.10)	1:01.13 [8] (0:11.30)	0:49.83 [8] (0:11.68)	0:38.15 [8] (0:12.52)	0:25.63 [7] (0:12.66)	0:12.97 [3] (0:12.97)	1:16.23	0:38.15	
2	12 MY MOSES Madeleine Wishart	12	66.2	0:11.17	1:16.57 [2] (0:14.45)	1:02.12 [4] (0:11.17)	0:50.95 [3] (0:11.94)	0:39.01 [4] (0:12.61)	0:26.40 [2] (0:12.87)	0:13.53 [1] (0:13.53)	2L	0:39.01	+1
3	2 GREYLANDER Anthony Allen	2	67.8	0:11.21	1:16.68 [3] (0:14.25)	1:02.43 [1] (0:11.21)	0:51.22 [1] (0:11.90)	0:39.32 [1] (0:12.70)	0:26.62 [1] (0:13.03)	0:13.59 [2] (0:13.59)	2.5L	0:39.32	-6
4	8 MORE MAX Olivia Webb	8	66.6	0:11.12	1:17.07 [4] (0:15.08)	1:01.99 [7] (0:11.12)	0:50.87 [7] (0:11.80)	0:39.07 [7] (0:12.77)	0:26.30 [8] (0:13.11)	0:13.19 [8] (0:13.19)	4.8L	0:39.07	-8
5	1 SNEAKY SHARK Georgina Cartwright	1	65.9	0:11.14	1:17.26 [5] (0:14.91)	1:02.35 [6] (0:11.14)	0:51.21 [6] (0:11.76)	0:39.45 [5] (0:12.59)	0:26.86 [5] (0:13.07)	0:13.79 [4] (0:13.79)	5.8L	0:39.45	-6
6	9 SUPER RUPERT Karl Zechner	9	66.9	0:11.23	1:17.40 [6] (0:14.60)	1:02.80 [5] (0:11.23)	0:51.57 [5] (0:11.98)	0:39.59 [6] (0:12.67)	0:26.92 [6] (0:13.18)	0:13.74 [6] (0:13.74)	6.6L	0:39.59	-9
7	3 NEW MAHER Les Tilley	3	68.2	0:11.20	1:17.76 [7] (0:14.31)	1:03.45 [3] (0:11.20)	0:52.25 [2] (0:11.97)	0:40.28 [2] (0:12.77)	0:27.51 [3] (0:13.35)	0:14.16 [5] (0:14.16)	8.6L	0:40.28	-8
8	10 DENMAN BLUE Nozi Tomizawa	10	70.0	0:11.38	1:18.56 [8] (0:14.27)	1:04.29 [2] (0:11.38)	0:52.91 [4] (0:11.90)	0:41.01 [3] (0:12.73)	0:28.28 [4] (0:13.44)	0:14.84 [7] (0:14.84)	13.1L	0:41.01	-3

Scratched: Cannon Hill (#6), I'm A Tiny Dancer (#5), Pannier (#4), Distant Secret (#11)

[] Ranking at each section and finish
 -:-:- No data available at this section
 NA No data available

SCN Saddle cloth number
 DNF Did not finish
 DNT Did not track



Horse/Jockey Name	Echo Hunter
Final Rank	1
Fastest Section Time (Section)	0:11.30 (1000m)
Top Speed [km/h] (Section)	65.1 (Overall)
Race State	Finished



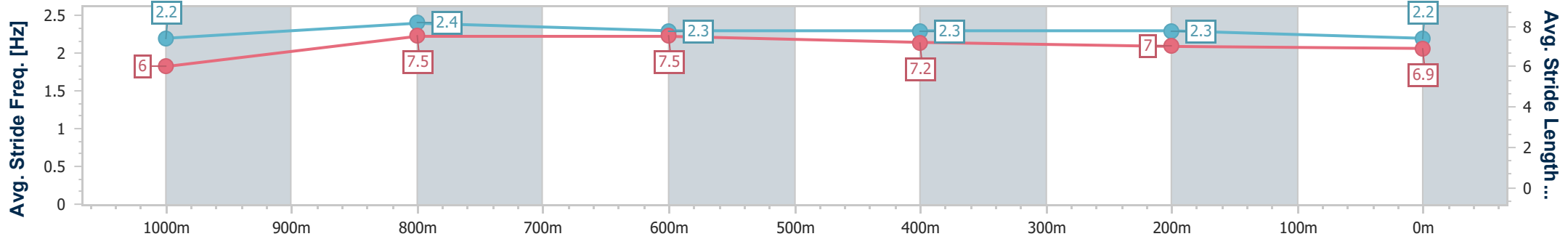
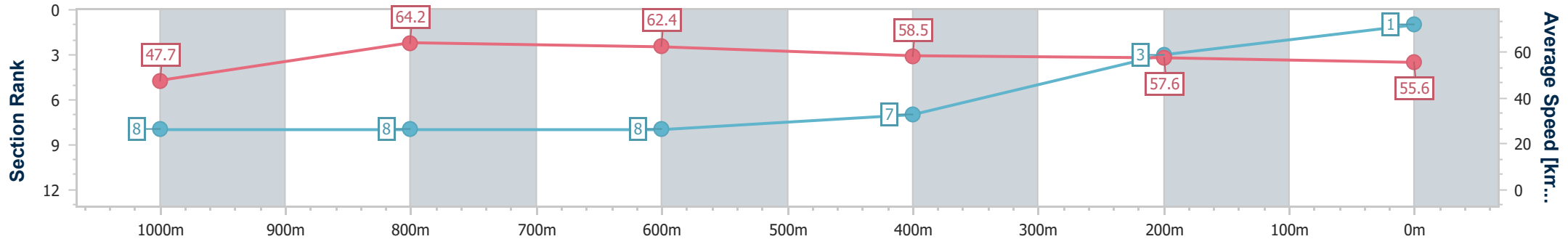
Toowoomba QLD Professional
Race 4: PLATINUM GLASS & SECURITY Class 1 Handicap - 1200m



13 April 2024 - 19:15

Track Rating: Good 4 , Weather: Fine, Rail Position: +5m Entire

Section	Overall	1000m	800m	600m	400m	200m
Section Times	1:16.23 [1] (0:15.10)	1:01.13 [8] (0:11.30)	0:49.83 [8] (0:11.68)	0:38.15 [8] (0:12.52)	0:25.63 [7] (0:12.66)	0:12.97 [3] (0:12.97)
Average Speed [km/h]	47.7	64.2	62.4	58.5	57.6	55.6
Top Speed [km/h]	65.1	64.7	64.7	59.7	59.5	57.0
Avg. Dist. to Rail [m]	6.8	2.2	3.2	3.7	4.0	3.4
Avg. Stride Freq. [Hz]	2.2	2.4	2.3	2.3	2.3	2.2
Avg. Stride Length [m]	6.0	7.5	7.5	7.2	7.0	6.9



- [] Ranking at each section and finish
- .-.- No data available at this section
- NA No data available



Horse/Jockey Name	My Moses
Final Rank	2
Fastest Section Time (Section)	0:11.17 (1000m)
Top Speed [km/h] (Section)	66.2 (Overall)
Race State	Finished



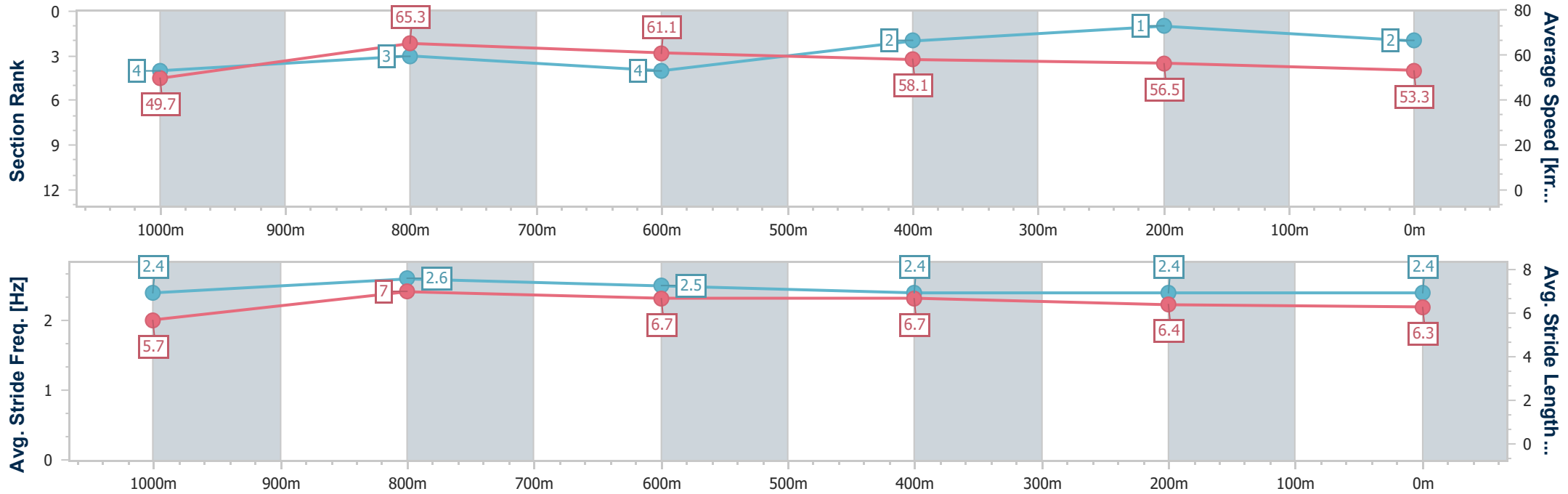
Toowoomba QLD Professional
Race 4: PLATINUM GLASS & SECURITY Class 1 Handicap - 1200m



13 April 2024 - 19:15

Track Rating: Good 4 , Weather: Fine, Rail Position: +5m Entire

Section	Overall	1000m	800m	600m	400m	200m
Section Times	1:16.57 [2] (0:14.45)	1:02.12 [4] (0:11.17)	0:50.95 [3] (0:11.94)	0:39.01 [4] (0:12.61)	0:26.40 [2] (0:12.87)	0:13.53 [1] (0:13.53)
Average Speed [km/h]	49.7	65.3	61.1	58.1	56.5	53.3
Top Speed [km/h]	66.2	66.0	63.9	60.7	58.2	55.5
Avg. Dist. to Rail [m]	7.7	3.5	4.0	3.0	3.4	2.7
Avg. Stride Freq. [Hz]	2.4	2.6	2.5	2.4	2.4	2.4
Avg. Stride Length [m]	5.7	7.0	6.7	6.7	6.4	6.3



- [] Ranking at each section and finish
- .-.- No data available at this section
- NA No data available



Horse/Jockey Name	Greylander
Final Rank	3
Fastest Section Time (Section)	0:11.21 (1000m)
Top Speed [km/h] (Section)	67.8 (Overall)
Race State	Finished



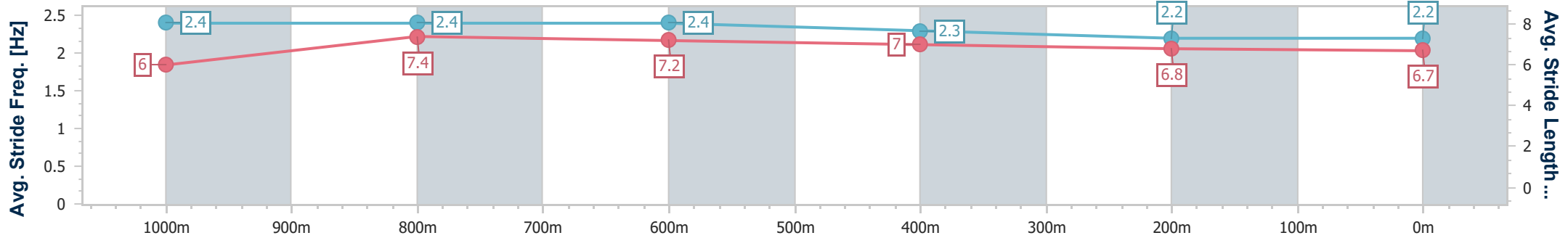
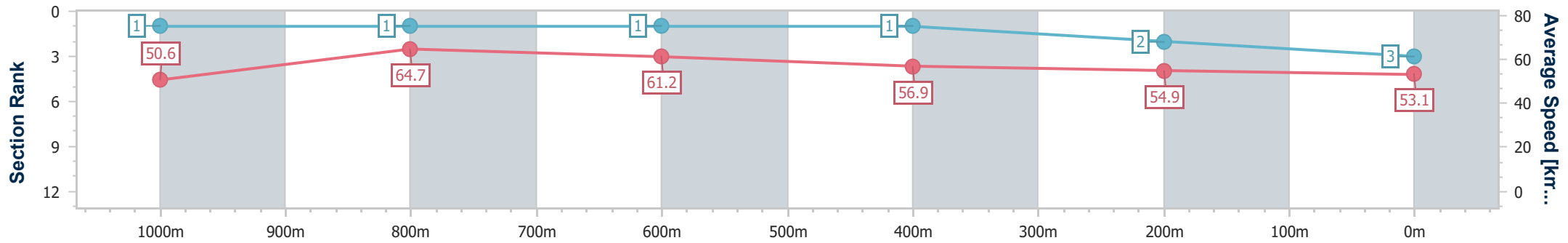
Toowoomba QLD Professional
Race 4: PLATINUM GLASS & SECURITY Class 1 Handicap - 1200m



13 April 2024 - 19:15

Track Rating: Good 4 , Weather: Fine, Rail Position: +5m Entire

Section	Overall	1000m	800m	600m	400m	200m
Section Times	1:16.68 [3] (0:14.25)	1:02.43 [1] (0:11.21)	0:51.22 [1] (0:11.90)	0:39.32 [1] (0:12.70)	0:26.62 [1] (0:13.03)	0:13.59 [2] (0:13.59)
Average Speed [km/h]	50.6	64.7	61.2	56.9	54.9	53.1
Top Speed [km/h]	67.8	67.4	62.3	60.3	56.1	55.4
Avg. Dist. to Rail [m]	4.6	2.0	2.9	0.8	0.9	0.5
Avg. Stride Freq. [Hz]	2.4	2.4	2.4	2.3	2.2	2.2
Avg. Stride Length [m]	6.0	7.4	7.2	7.0	6.8	6.7



- [] Ranking at each section and finish
- .-.- No data available at this section
- NA No data available



Horse/Jockey Name	More Max
Final Rank	4
Fastest Section Time (Section)	0:11.12 (1000m)
Top Speed [km/h] (Section)	66.6 (1000m)
Race State	Finished



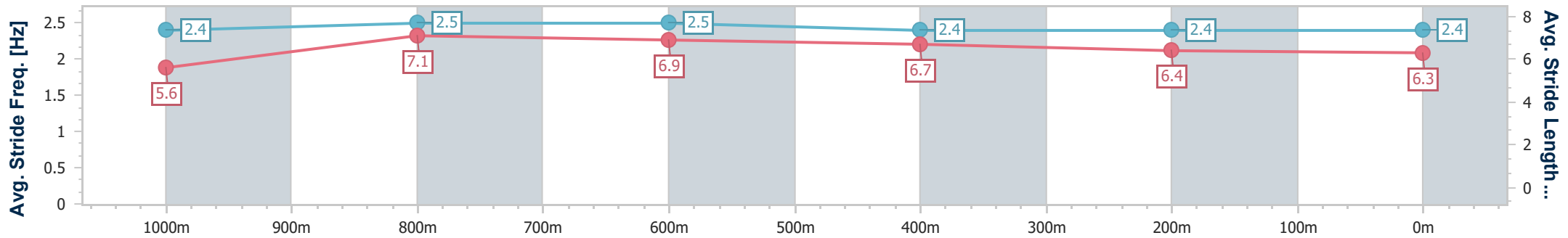
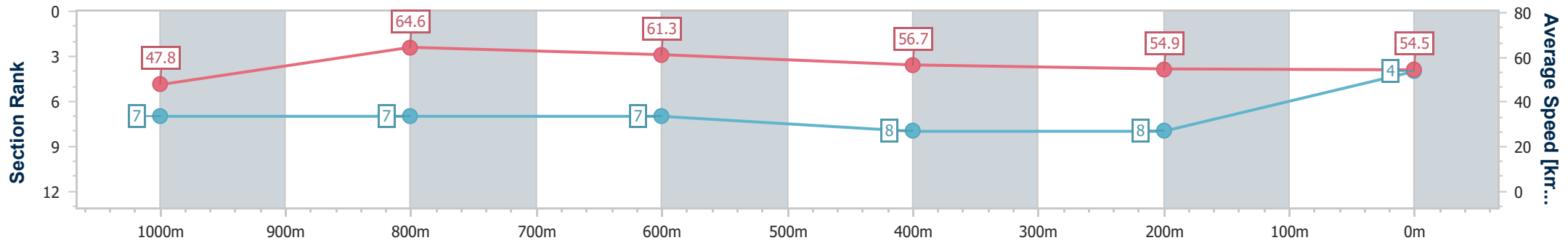
Toowoomba QLD Professional
 Race 4: PLATINUM GLASS & SECURITY Class 1 Handicap - 1200m



13 April 2024 - 19:15

Track Rating: Good 4 , Weather: Fine, Rail Position: +5m Entire

Section	Overall	1000m	800m	600m	400m	200m
Section Times	1:17.07 [4] (0:15.08)	1:01.99 [7] (0:11.12)	0:50.87 [7] (0:11.80)	0:39.07 [7] (0:12.77)	0:26.30 [8] (0:13.11)	0:13.19 [8] (0:13.19)
Average Speed [km/h]	47.8	64.6	61.3	56.7	54.9	54.5
Top Speed [km/h]	65.7	66.6	63.1	58.7	57.3	56.5
Avg. Dist. to Rail [m]	4.8	0.4	1.3	1.0	0.9	4.3
Avg. Stride Freq. [Hz]	2.4	2.5	2.5	2.4	2.4	2.4
Avg. Stride Length [m]	5.6	7.1	6.9	6.7	6.4	6.3



- [] Ranking at each section and finish
- .-.- No data available at this section
- NA No data available



Horse/Jockey Name	Sneaky Shark
Final Rank	5
Fastest Section Time (Section)	0:11.14 (1000m)
Top Speed [km/h] (Section)	65.9 (1000m)
Race State	Finished



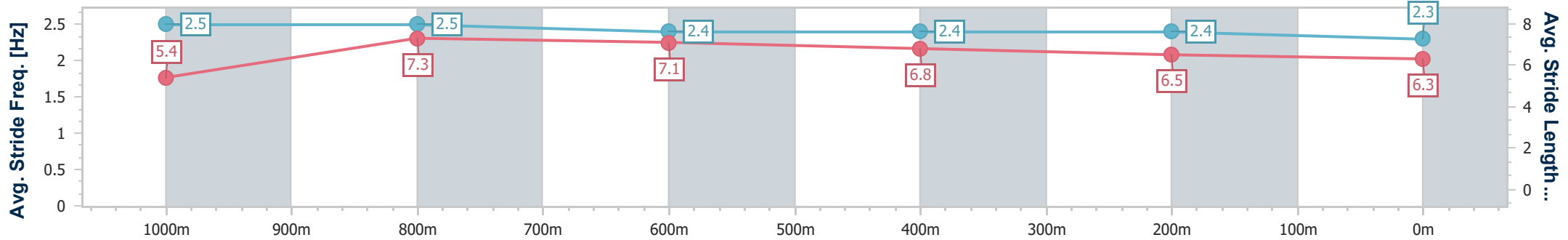
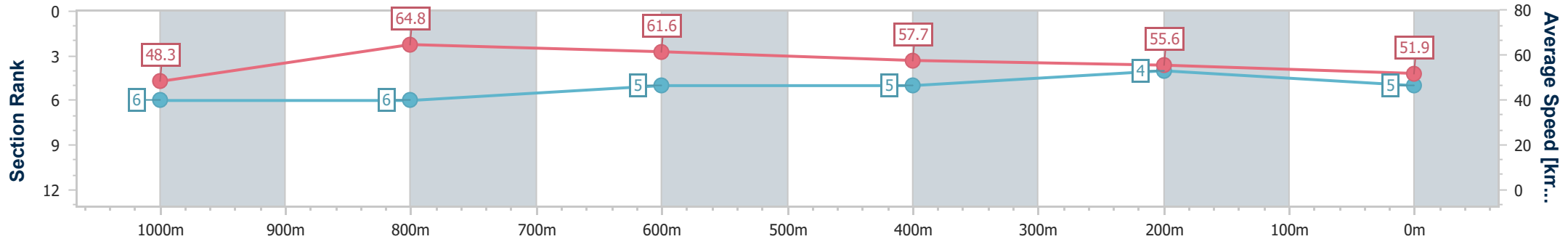
Toowoomba QLD Professional
Race 4: PLATINUM GLASS & SECURITY Class 1 Handicap - 1200m



13 April 2024 - 19:15

Track Rating: Good 4 , Weather: Fine, Rail Position: +5m Entire

Section	Overall	1000m	800m	600m	400m	200m
Section Times	1:17.26 [5] (0:14.91)	1:02.35 [6] (0:11.14)	0:51.21 [6] (0:11.76)	0:39.45 [5] (0:12.59)	0:26.86 [5] (0:13.07)	0:13.79 [4] (0:13.79)
Average Speed [km/h]	48.3	64.8	61.6	57.7	55.6	51.9
Top Speed [km/h]	65.7	65.9	63.5	59.2	57.1	53.0
Avg. Dist. to Rail [m]	6.9	1.5	1.8	1.9	2.1	1.7
Avg. Stride Freq. [Hz]	2.5	2.5	2.4	2.4	2.4	2.3
Avg. Stride Length [m]	5.4	7.3	7.1	6.8	6.5	6.3



- [] Ranking at each section and finish
- .-.- No data available at this section
- NA No data available



Horse/Jockey Name	Super Rupert
Final Rank	6
Fastest Section Time (Section)	0:11.23 (1000m)
Top Speed [km/h] (Section)	66.9 (1000m)
Race State	Finished



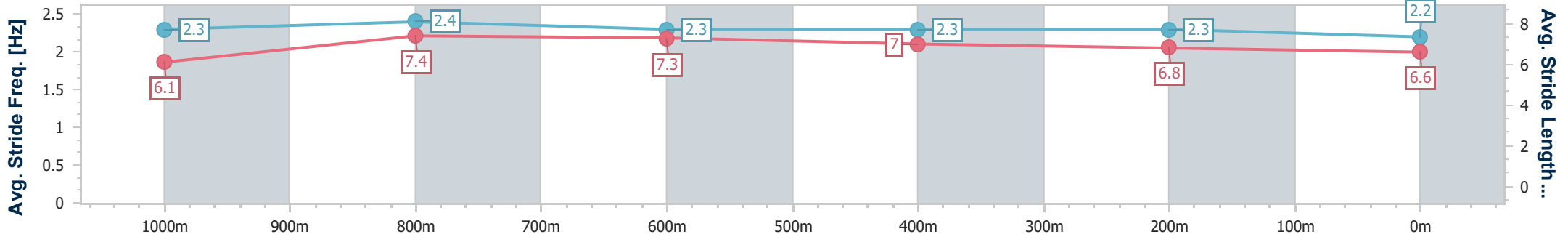
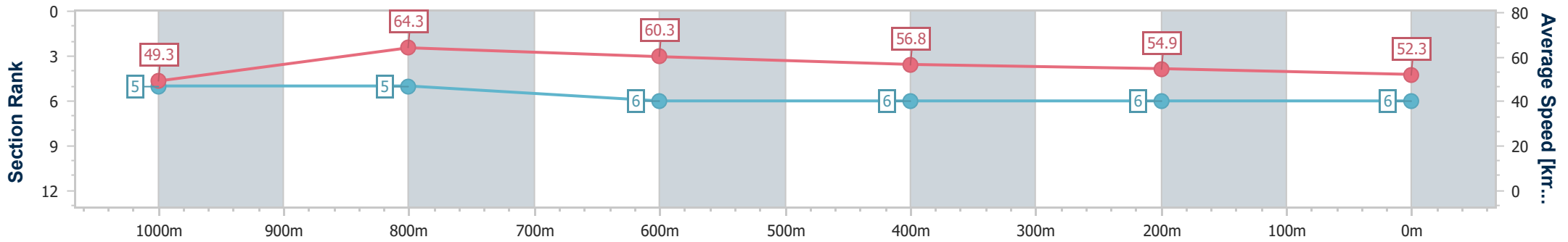
Toowoomba QLD Professional
Race 4: PLATINUM GLASS & SECURITY Class 1 Handicap - 1200m



13 April 2024 - 19:15

Track Rating: Good 4 , Weather: Fine, Rail Position: +5m Entire

Section	Overall	1000m	800m	600m	400m	200m
Section Times	1:17.40 [6] (0:14.60)	1:02.80 [5] (0:11.23)	0:51.57 [5] (0:11.98)	0:39.59 [6] (0:12.67)	0:26.92 [6] (0:13.18)	0:13.74 [6] (0:13.74)
Average Speed [km/h]	49.3	64.3	60.3	56.8	54.9	52.3
Top Speed [km/h]	66.8	66.9	61.8	58.7	56.7	53.4
Avg. Dist. to Rail [m]	2.8	0.8	0.5	0.4	1.1	1.2
Avg. Stride Freq. [Hz]	2.3	2.4	2.3	2.3	2.3	2.2
Avg. Stride Length [m]	6.1	7.4	7.3	7.0	6.8	6.6



- [] Ranking at each section and finish
- .-.- No data available at this section
- NA No data available



Horse/Jockey Name	New Maher
Final Rank	7
Fastest Section Time (Section)	0:11.20 (1000m)
Top Speed [km/h] (Section)	68.2 (Overall)
Race State	Finished



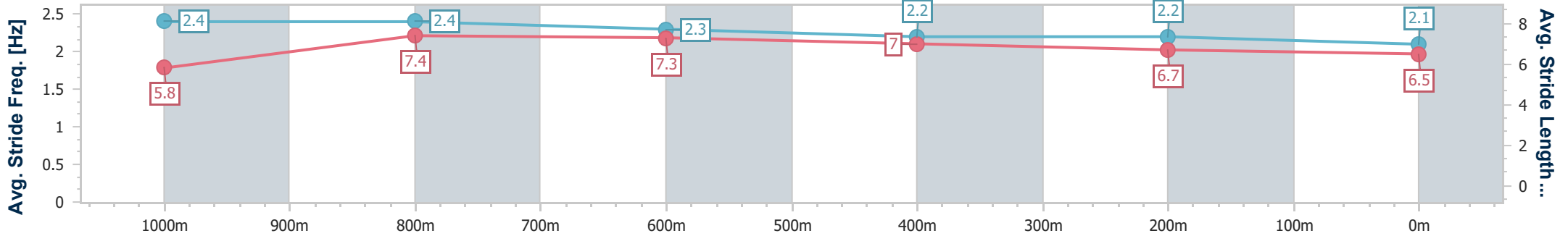
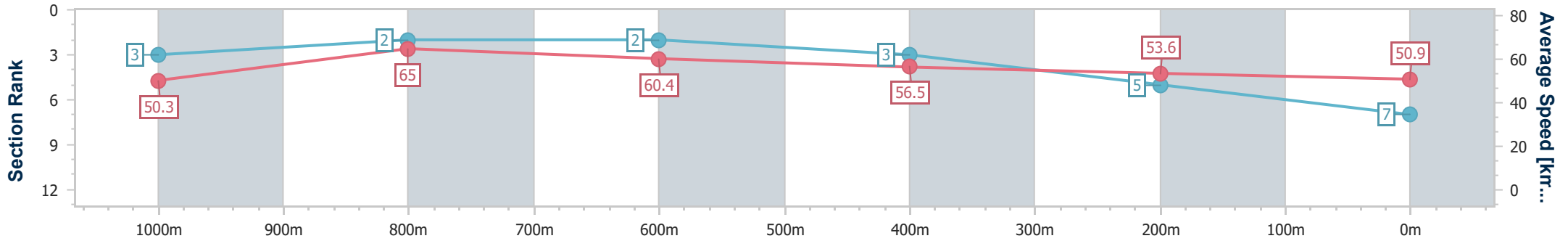
Toowoomba QLD Professional
Race 4: PLATINUM GLASS & SECURITY Class 1 Handicap - 1200m



13 April 2024 - 19:15

Track Rating: Good 4 , Weather: Fine, Rail Position: +5m Entire

Section	Overall	1000m	800m	600m	400m	200m
Section Times	1:17.76 [7] (0:14.31)	1:03.45 [3] (0:11.20)	0:52.25 [2] (0:11.97)	0:40.28 [2] (0:12.77)	0:27.51 [3] (0:13.35)	0:14.16 [5] (0:14.16)
Average Speed [km/h]	50.3	65.0	60.4	56.5	53.6	50.9
Top Speed [km/h]	68.2	67.8	61.7	59.6	54.9	52.8
Avg. Dist. to Rail [m]	6.6	2.6	1.5	0.8	1.6	1.6
Avg. Stride Freq. [Hz]	2.4	2.4	2.3	2.2	2.2	2.1
Avg. Stride Length [m]	5.8	7.4	7.3	7.0	6.7	6.5



- [] Ranking at each section and finish
- .-.- No data available at this section
- NA No data available



Horse/Jockey Name	Denman Blue
Final Rank	8
Fastest Section Time (Section)	0:11.38 (1000m)
Top Speed [km/h] (Section)	70.0 (Overall)
Race State	Finished



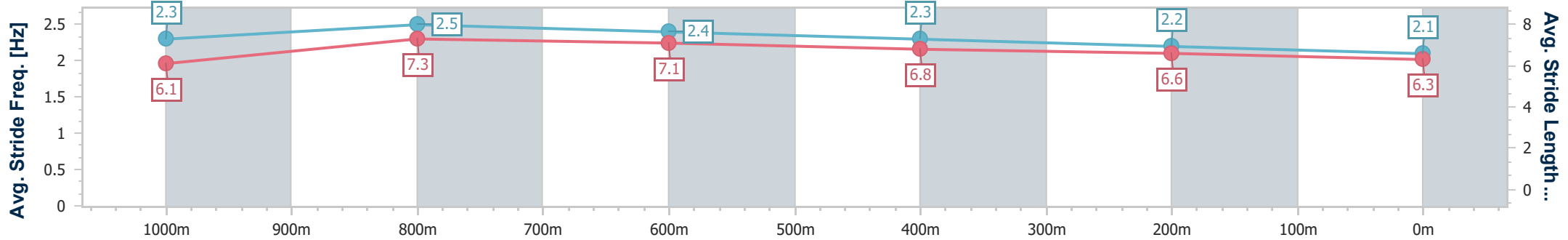
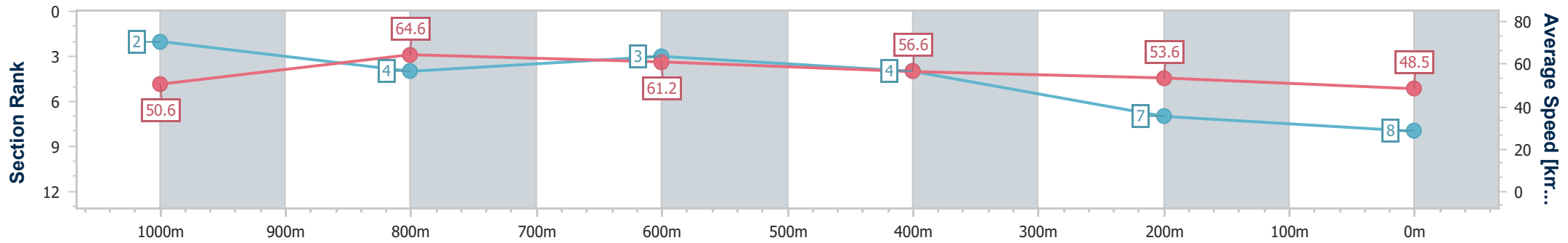
Toowoomba QLD Professional
Race 4: PLATINUM GLASS & SECURITY Class 1 Handicap - 1200m



13 April 2024 - 19:15

Track Rating: Good 4 , Weather: Fine, Rail Position: +5m Entire

Section	Overall	1000m	800m	600m	400m	200m
Section Times	1:18.56 [8] (0:14.27)	1:04.29 [2] (0:11.38)	0:52.91 [4] (0:11.90)	0:41.01 [3] (0:12.73)	0:28.28 [4] (0:13.44)	0:14.84 [7] (0:14.84)
Average Speed [km/h]	50.6	64.6	61.2	56.6	53.6	48.5
Top Speed [km/h]	70.0	68.5	62.4	59.5	54.9	51.8
Avg. Dist. to Rail [m]	9.8	5.4	3.2	0.3	0.5	0.6
Avg. Stride Freq. [Hz]	2.3	2.5	2.4	2.3	2.2	2.1
Avg. Stride Length [m]	6.1	7.3	7.1	6.8	6.6	6.3



- [] Ranking at each section and finish
- .-.- No data available at this section
- NA No data available



Toowoomba QLD Professional

Race 5: K&R PLUMBING SUPPLIES BENCHMARK 58 Handicap - 1625m

13 April 2024 - 19:47



Track Rating: Good 4 , Weather: Fine , Rail Position: +5m Entire

Section	Overall	1400m	1200m	1000m	800m	600m	400m	Last 600m						
Field Times	1:44.35 (0:16.65)	1:27.70 (0:12.48)	1:15.22 (0:12.70)	1:02.52 (0:13.05)	0:49.47 (0:12.57)	0:36.90 (0:12.41)	0:24.49 (0:12.31)	0:36.90						
Rank	TAB	Horse/Jockey	Barrier	Top Speed [km/h]	Fastest Section								Distance Travelled [m]	
1	7	FAST LADY Chris Whiteley	7	63.3	0:12.06	1:44.35 [1] (0:16.93)	1:27.42 [4] (0:12.38)	1:15.04 [3] (0:12.80)	1:02.24 [3] (0:13.08)	0:49.16 [3] (0:12.45)	0:36.71 [3] (0:12.47)	0:24.24 [3] (0:12.06)	0:36.71	
2	4	MIKKI EIGHT Les Tilley	4	63.4	0:12.01	1:44.46 [2] (0:17.10)	1:27.36 [5] (0:12.55)	1:14.81 [5] (0:12.79)	1:02.02 [5] (0:13.05)	0:48.97 [5] (0:12.47)	0:36.50 [5] (0:12.30)	0:24.20 [5] (0:12.19)	0:36.50	+5
3	1	JAKKALBERRY FINN Olivia Kendal	1	61.7	0:12.10	1:45.05 [3] (0:17.55)	1:27.50 [7] (0:12.43)	1:15.07 [8] (0:13.04)	1:02.03 [8] (0:12.98)	0:49.05 [8] (0:12.27)	0:36.78 [7] (0:12.33)	0:24.45 [7] (0:12.10)	0:36.78	-2
4	10	PANNIER Cobi Vitler	10	64.7	0:12.44	1:45.06 [4] (0:16.65)	1:28.41 [1] (0:12.52)	1:15.89 [2] (0:12.74)	1:03.15 [2] (0:13.02)	0:50.13 [2] (0:12.64)	0:37.49 [2] (0:12.47)	0:25.02 [2] (0:12.44)	0:37.49	+12
5	3	IRISH SALLY Karl Zechner	3	64.2	0:12.28	1:45.18 [5] (0:17.21)	1:27.97 [6] (0:12.50)	1:15.47 [6] (0:12.82)	1:02.65 [6] (0:13.02)	0:49.63 [6] (0:12.49)	0:37.14 [6] (0:12.37)	0:24.77 [6] (0:12.28)	0:37.14	+11
6	9	REFORMIST Paul Hammersley	9	64.9	0:12.40	1:45.63 [6] (0:16.82)	1:28.81 [3] (0:12.59)	1:16.22 [4] (0:12.76)	1:03.46 [4] (0:13.06)	0:50.40 [4] (0:12.57)	0:37.83 [4] (0:12.40)	0:25.43 [4] (0:12.44)	0:37.83	+10
7	6	HOT BANANAS Nozi Tomizawa	6	65.9	0:12.35	1:46.66 [7] (0:16.78)	1:29.88 [2] (0:12.35)	1:17.53 [1] (0:12.70)	1:04.83 [1] (0:13.05)	0:51.78 [1] (0:12.57)	0:39.21 [1] (0:12.41)	0:26.80 [1] (0:12.83)	0:39.21	+2
8	5	CHAMPAGNE POP Sean Cormack	5	64.6	0:12.26	1:46.92 [8] (0:17.68)	1:29.24 [8] (0:12.26)	1:16.98 [7] (0:12.82)	1:04.16 [7] (0:13.04)	0:51.12 [7] (0:12.58)	0:38.54 [8] (0:12.48)	0:26.06 [8] (0:12.74)	0:38.54	+2

Scratched: Sabie Park (#11), Kalea (#13), Tropic Sands (#2), When Doves Fly (#14), Super Fair (#8), Glide On By (#12)

[] Ranking at each section and finish
 -:-:- No data available at this section
 NA No data available

SCN Saddle cloth number
 DNF Did not finish
 DNT Did not track

Track Rating: Good 4 , Weather: Fine , Rail Position: +5m Entire

Section							200m			Last 600m
Field Times							0:12.18 (0:12.18)			0:36.90
Rank	TAB	Horse/Jockey	Barrier	Top Speed [km/h]	Fastest Section	Margin			Distance Travelled [m]	
1	7	FAST LADY Chris Whiteley	7	63.3 Overall	0:12.06 400m	0:12.18 [1] (0:12.18)	1:44.35			0:36.71
2	4	MIKKI EIGHT Les Tilley	4	63.4 Overall	0:12.01 200m	0:12.01 [2] (0:12.01)	0.5L			0:36.50 +5
3	1	JAKKALBERRY FINN Olivia Kendal	1	61.7 Overall	0:12.10 400m	0:12.35 [7] (0:12.35)	3.8L			0:36.78 -2
4	10	PANNIER Cobi Vitler	10	64.7 Overall	0:12.44 400m	0:12.58 [3] (0:12.58)	3.9L			0:37.49 +12
5	3	IRISH SALLY Karl Zechner	3	64.2 Overall	0:12.28 400m	0:12.49 [6] (0:12.49)	4.4L			0:37.14 +11
6	9	REFORMIST Paul Hammersley	9	64.9 Overall	0:12.40 600m	0:12.99 [4] (0:12.99)	6.9L			0:37.83 +10
7	6	HOT BANANAS Nozi Tomizawa	6	65.9 Overall	0:12.35 1400m	0:13.97 [5] (0:13.97)	12.9L			0:39.21 +2
8	5	CHAMPAGNE POP Sean Cormack	5	64.6 Overall	0:12.26 1400m	0:13.32 [8] (0:13.32)	14.2L			0:38.54 +2

Scratched: Sabie Park (#11), Kalea (#13), Tropic Sands (#2), When Doves Fly (#14), Super Fair (#8), Glide On By (#12)



Horse/Jockey Name	Fast Lady
Final Rank	1
Fastest Section Time (Section)	0:12.06 (400m)
Top Speed [km/h] (Section)	63.3 (Overall)
Race State	Finished



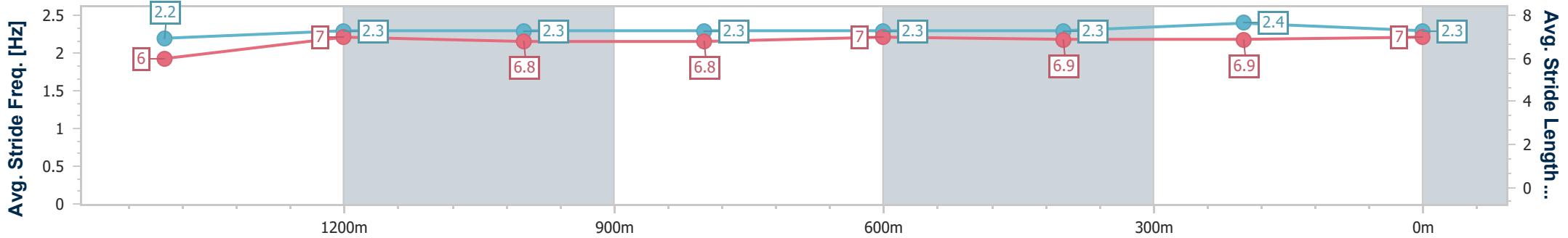
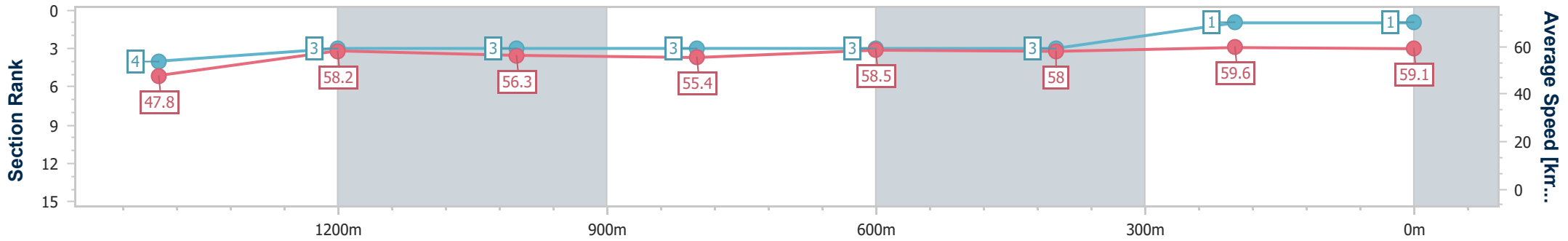
Toowoomba QLD Professional
Race 5: K&R PLUMBING SUPPLIES BENCHMARK 58 Handicap
- 1625m



13 April 2024 - 19:47

Track Rating: Good 4 , Weather: Fine , Rail Position: +5m Entire

Section	Overall	1400m	1200m	1000m	800m	600m	400m	200m
Section Times	1:44.35 [1] (0:16.93)	1:27.42 [4] (0:12.38)	1:15.04 [3] (0:12.80)	1:02.24 [3] (0:13.08)	0:49.16 [3] (0:12.45)	0:36.71 [3] (0:12.47)	0:24.24 [3] (0:12.06)	0:12.18 [1] (0:12.18)
Average Speed [km/h]	47.8	58.2	56.3	55.4	58.5	58.0	59.6	59.1
Top Speed [km/h]	63.3	61.1	57.1	57.1	59.1	58.9	61.0	59.3
Avg. Dist. to Rail [m]	2.9	0.4	1.3	2.1	2.5	1.3	0.6	1.2
Avg. Stride Freq. [Hz]	2.2	2.3	2.3	2.3	2.3	2.3	2.4	2.3
Avg. Stride Length [m]	6.0	7.0	6.8	6.8	7.0	6.9	6.9	7.0



- [] Ranking at each section and finish
- .-.- No data available at this section
- NA No data available



Horse/Jockey Name	Mikki Eight
Final Rank	2
Fastest Section Time (Section)	0:12.01 (200m)
Top Speed [km/h] (Section)	63.4 (Overall)
Race State	Finished



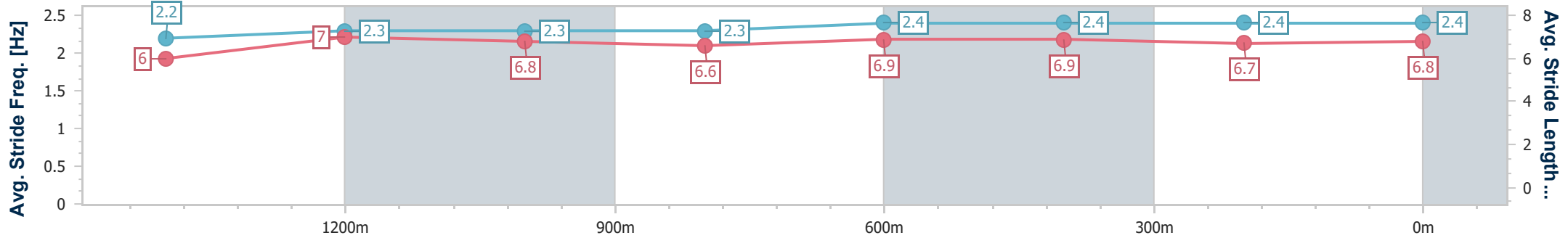
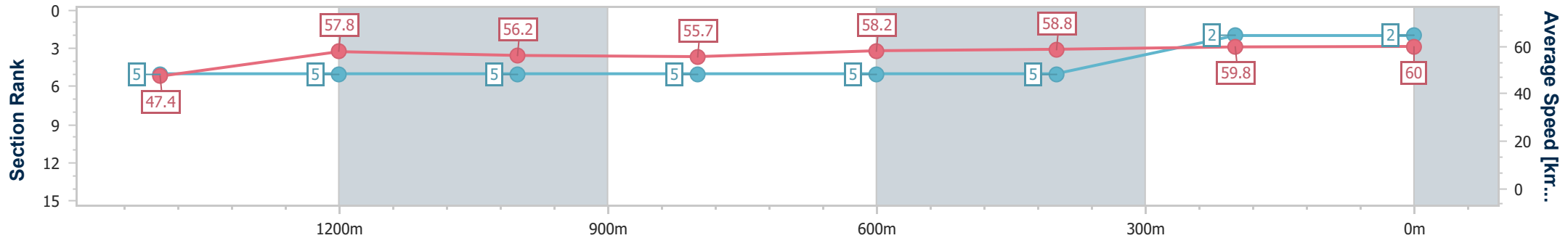
Toowoomba QLD Professional
Race 5: K&R PLUMBING SUPPLIES BENCHMARK 58 Handicap
- 1625m



13 April 2024 - 19:47

Track Rating: Good 4 , Weather: Fine , Rail Position: +5m Entire

Section	Overall	1400m	1200m	1000m	800m	600m	400m	200m
Section Times	1:44.46 [2] (0:17.10)	1:27.36 [5] (0:12.55)	1:14.81 [5] (0:12.79)	1:02.02 [5] (0:13.05)	0:48.97 [5] (0:12.47)	0:36.50 [5] (0:12.30)	0:24.20 [5] (0:12.19)	0:12.01 [2] (0:12.01)
Average Speed [km/h]	47.4	57.8	56.2	55.7	58.2	58.8	59.8	60.0
Top Speed [km/h]	63.4	62.1	58.3	56.7	59.7	60.2	61.2	61.4
Avg. Dist. to Rail [m]	3.7	1.5	2.3	2.4	2.0	1.0	3.5	2.9
Avg. Stride Freq. [Hz]	2.2	2.3	2.3	2.3	2.4	2.4	2.4	2.4
Avg. Stride Length [m]	6.0	7.0	6.8	6.6	6.9	6.9	6.7	6.8



- [] Ranking at each section and finish
- .-.- No data available at this section
- NA No data available



Horse/Jockey Name	Jakkalberry Finn
Final Rank	3
Fastest Section Time (Section)	0:12.10 (400m)
Top Speed [km/h] (Section)	61.7 (Overall)
Race State	Finished



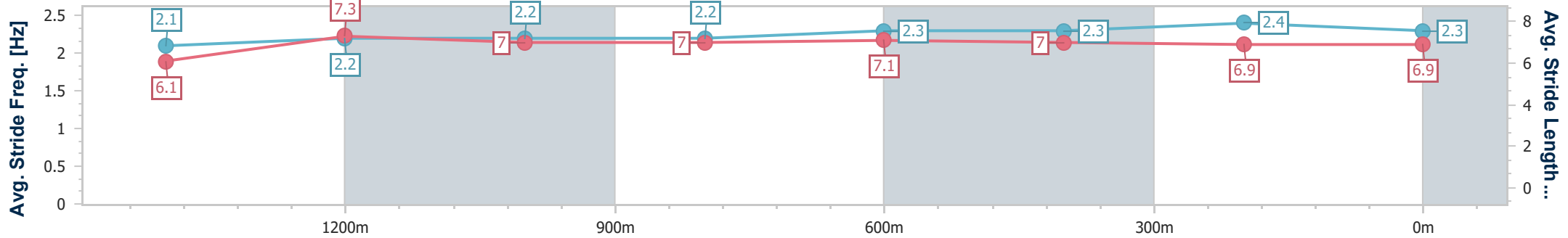
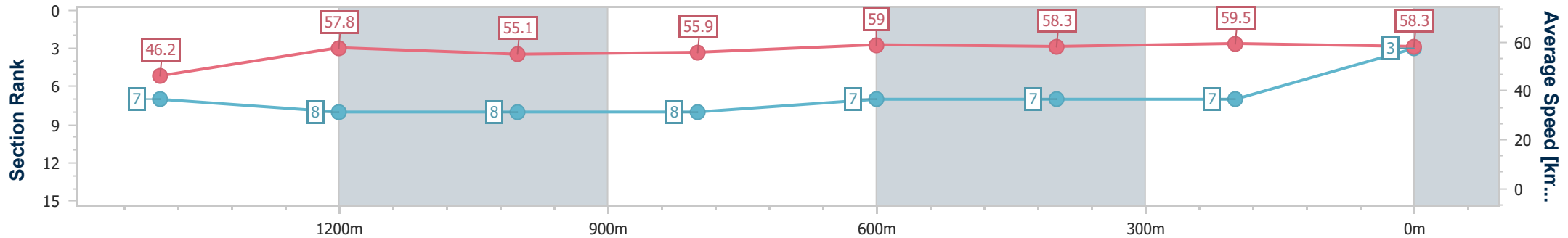
Toowoomba QLD Professional
Race 5: K&R PLUMBING SUPPLIES BENCHMARK 58 Handicap - 1625m



13 April 2024 - 19:47

Track Rating: Good 4 , Weather: Fine , Rail Position: +5m Entire

Section	Overall	1400m	1200m	1000m	800m	600m	400m	200m				
Section Times	1:45.05 [3] (0:17.55)	1:27.50 [7] (0:12.43)	1:15.07 [8] (0:13.04)	1:02.03 [8] (0:12.98)	0:49.05 [8] (0:12.27)	0:36.78 [7] (0:12.33)	0:24.45 [7] (0:12.10)	0:12.35 [7] (0:12.35)				
Average Speed [km/h]	46.2	57.8	55.1	55.9	59.0	58.3	59.5	58.3				
Top Speed [km/h]	61.7	61.1	57.0	57.5	59.7	59.4	59.9	59.6				
Avg. Dist. to Rail [m]	3.2	0.4	1.5	1.8	1.1	0.3	0.5	0.1				
Avg. Stride Freq. [Hz]	2.1	2.2	2.2	2.2	2.3	2.3	2.4	2.3				
Avg. Stride Length [m]	6.1	7.3	7.0	7.0	7.1	7.0	6.9	6.9				



- [] Ranking at each section and finish
- .-.- No data available at this section
- NA No data available



Horse/Jockey Name	Pannier
Final Rank	4
Fastest Section Time (Section)	0:12.44 (400m)
Top Speed [km/h] (Section)	64.7 (Overall)
Race State	Finished



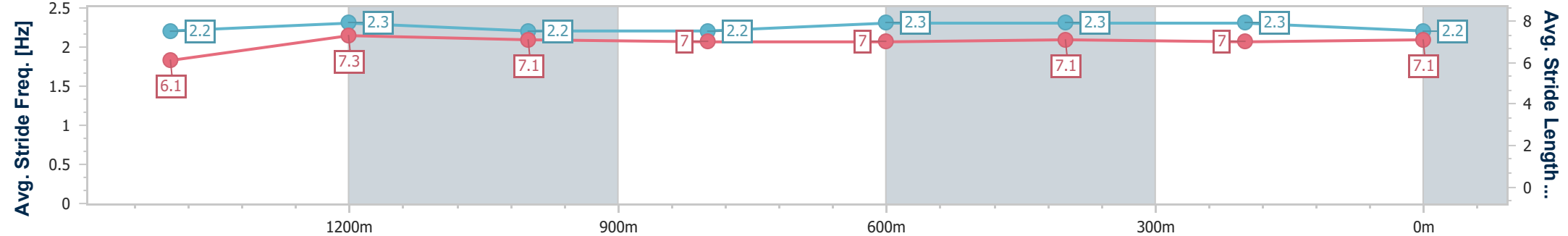
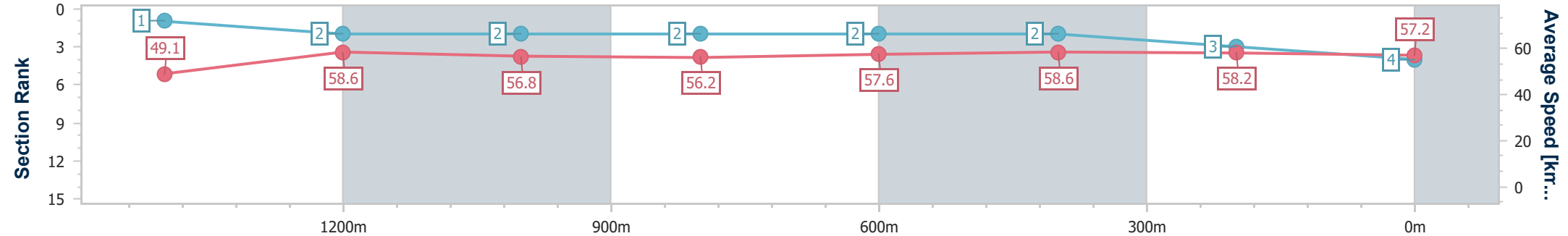
Toowoomba QLD Professional
Race 5: K&R PLUMBING SUPPLIES BENCHMARK 58 Handicap
- 1625m



13 April 2024 - 19:47

Track Rating: Good 4 , Weather: Fine , Rail Position: +5m Entire

Section	Overall	1400m	1200m	1000m	800m	600m	400m	200m						
Section Times	1:45.06 [4] (0:16.65)	1:28.41 [1] (0:12.52)	1:15.89 [2] (0:12.74)	1:03.15 [2] (0:13.02)	0:50.13 [2] (0:12.64)	0:37.49 [2] (0:12.47)	0:25.02 [2] (0:12.44)	0:12.58 [3] (0:12.58)						
Average Speed [km/h]	49.1	58.6	56.8	56.2	57.6	58.6	58.2	57.2						
Top Speed [km/h]	64.7	63.0	57.6	57.9	58.9	59.5	59.6	58.3						
Avg. Dist. to Rail [m]	8.0	3.7	3.6	3.8	4.1	2.8	1.7	0.6						
Avg. Stride Freq. [Hz]	2.2	2.3	2.2	2.2	2.3	2.3	2.3	2.2						
Avg. Stride Length [m]	6.1	7.3	7.1	7.0	7.0	7.1	7.0	7.1						



- [] Ranking at each section and finish
- .-.- No data available at this section
- NA No data available



Horse/Jockey Name	Irish Sally
Final Rank	5
Fastest Section Time (Section)	0:12.28 (400m)
Top Speed [km/h] (Section)	64.2 (Overall)
Race State	Finished



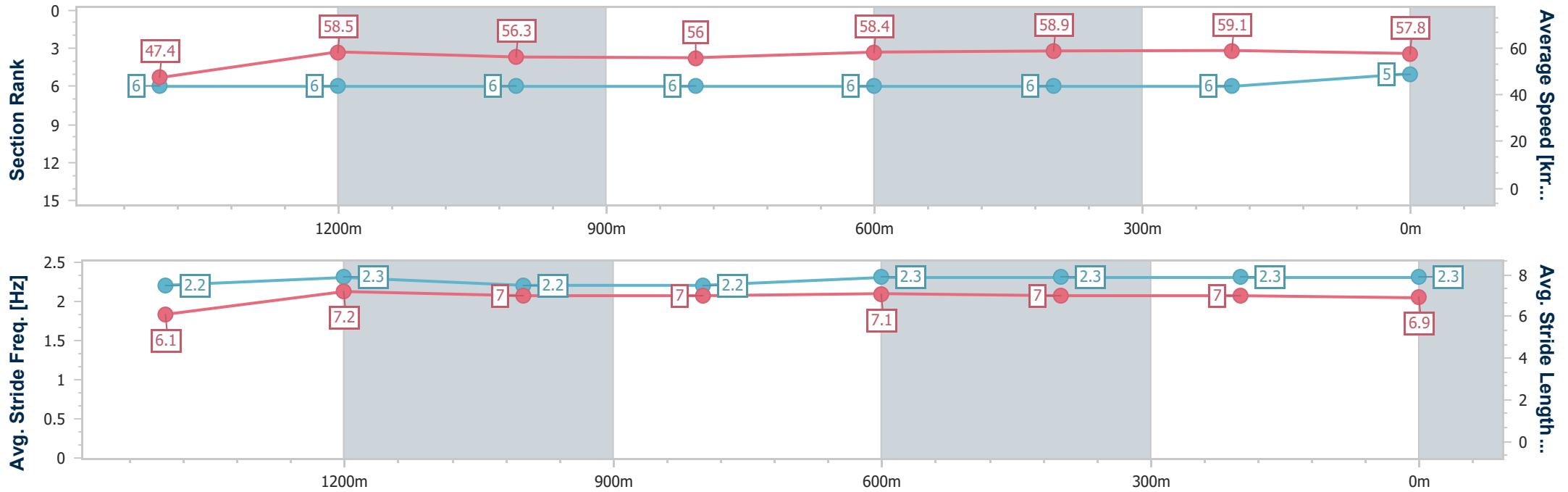
Toowoomba QLD Professional
Race 5: K&R PLUMBING SUPPLIES BENCHMARK 58 Handicap
- 1625m



13 April 2024 - 19:47

Track Rating: Good 4 , Weather: Fine , Rail Position: +5m Entire

Section	Overall	1400m	1200m	1000m	800m	600m	400m	200m					
Section Times	1:45.18 [5] (0:17.21)	1:27.97 [6] (0:12.50)	1:15.47 [6] (0:12.82)	1:02.65 [6] (0:13.02)	0:49.63 [6] (0:12.49)	0:37.14 [6] (0:12.37)	0:24.77 [6] (0:12.28)	0:12.49 [6] (0:12.49)					
Average Speed [km/h]	47.4	58.5	56.3	56.0	58.4	58.9	59.1	57.8					
Top Speed [km/h]	64.2	63.1	57.1	57.6	59.4	60.4	60.3	59.3					
Avg. Dist. to Rail [m]	6.4	3.0	4.5	4.2	3.6	2.4	2.6	3.2					
Avg. Stride Freq. [Hz]	2.2	2.3	2.2	2.2	2.3	2.3	2.3	2.3					
Avg. Stride Length [m]	6.1	7.2	7.0	7.0	7.1	7.0	7.0	6.9					



- [] Ranking at each section and finish
- .-.-.- No data available at this section
- NA No data available



Horse/Jockey Name	Reformist
Final Rank	6
Fastest Section Time (Section)	0:12.40 (600m)
Top Speed [km/h] (Section)	64.9 (Overall)
Race State	Finished



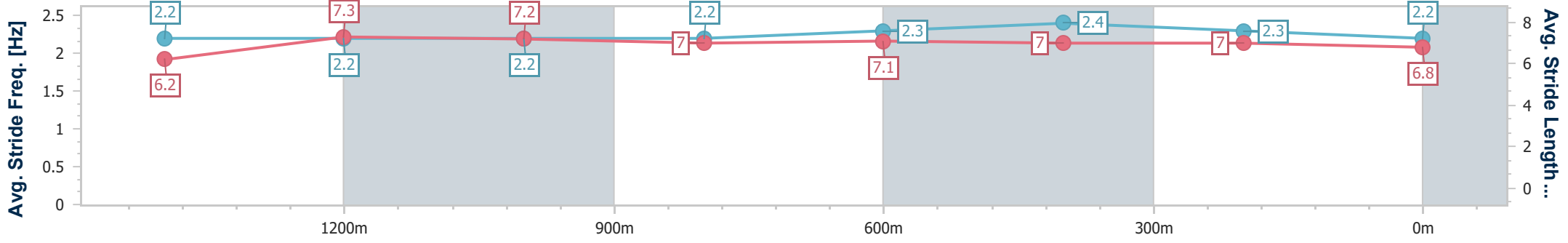
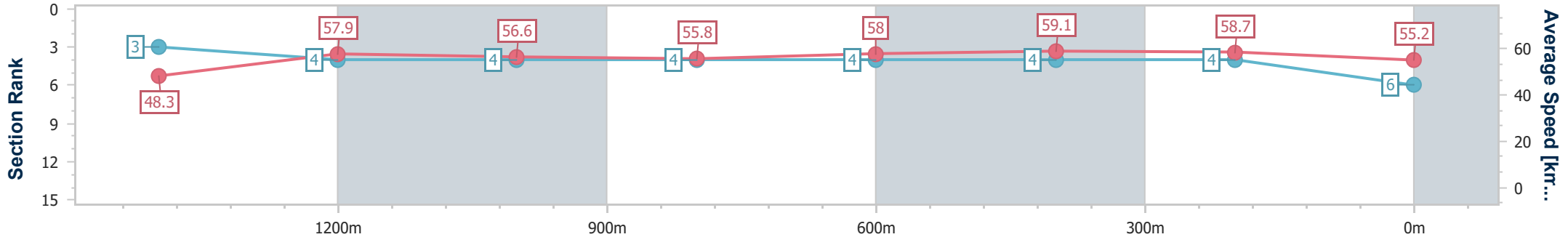
Toowoomba QLD Professional
Race 5: K&R PLUMBING SUPPLIES BENCHMARK 58 Handicap
- 1625m



13 April 2024 - 19:47

Track Rating: Good 4 , Weather: Fine , Rail Position: +5m Entire

Section	Overall	1400m	1200m	1000m	800m	600m	400m	200m
Section Times	1:45.63 [6] (0:16.82)	1:28.81 [3] (0:12.59)	1:16.22 [4] (0:12.76)	1:03.46 [4] (0:13.06)	0:50.40 [4] (0:12.57)	0:37.83 [4] (0:12.40)	0:25.43 [4] (0:12.44)	0:12.99 [4] (0:12.99)
Average Speed [km/h]	48.3	57.9	56.6	55.8	58.0	59.1	58.7	55.2
Top Speed [km/h]	64.9	63.1	57.7	58.3	59.9	59.8	59.4	58.7
Avg. Dist. to Rail [m]	3.4	2.7	3.6	3.3	3.9	3.0	3.9	3.9
Avg. Stride Freq. [Hz]	2.2	2.2	2.2	2.2	2.3	2.4	2.3	2.2
Avg. Stride Length [m]	6.2	7.3	7.2	7.0	7.1	7.0	7.0	6.8



- [] Ranking at each section and finish
- .-.- No data available at this section
- NA No data available



Horse/Jockey Name	Hot Bananas
Final Rank	7
Fastest Section Time (Section)	0:12.35 (1400m)
Top Speed [km/h] (Section)	65.9 (Overall)
Race State	Finished



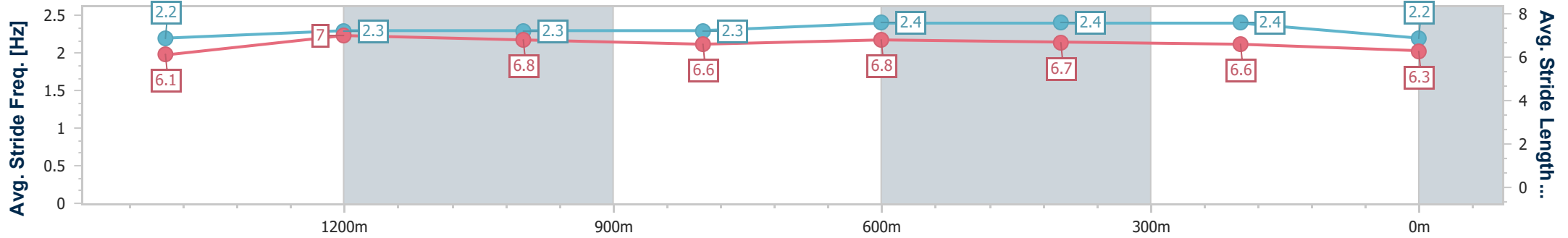
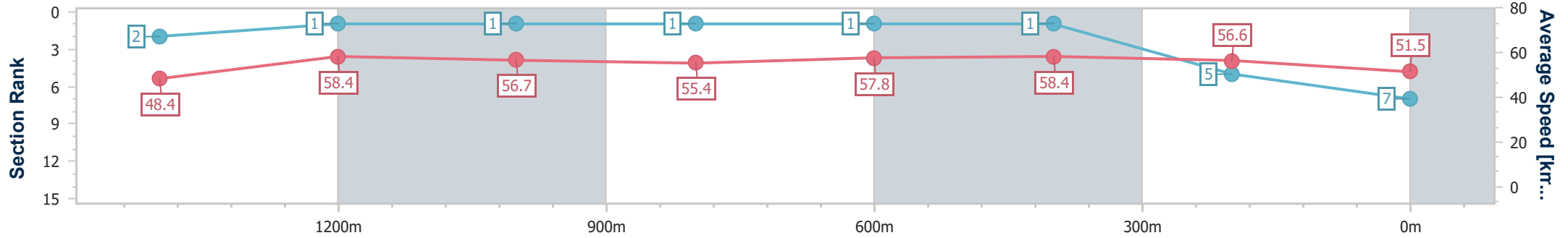
Toowoomba QLD Professional
Race 5: K&R PLUMBING SUPPLIES BENCHMARK 58 Handicap
- 1625m



13 April 2024 - 19:47

Track Rating: Good 4 , Weather: Fine , Rail Position: +5m Entire

Section	Overall	1400m	1200m	1000m	800m	600m	400m	200m
Section Times	1:46.66 [7] (0:16.78)	1:29.88 [2] (0:12.35)	1:17.53 [1] (0:12.70)	1:04.83 [1] (0:13.05)	0:51.78 [1] (0:12.57)	0:39.21 [1] (0:12.41)	0:26.80 [1] (0:12.83)	0:13.97 [5] (0:13.97)
Average Speed [km/h]	48.4	58.4	56.7	55.4	57.8	58.4	56.6	51.5
Top Speed [km/h]	65.9	62.4	57.5	56.9	59.4	60.1	58.1	52.9
Avg. Dist. to Rail [m]	5.1	0.2	0.9	1.1	2.9	1.3	1.8	1.6
Avg. Stride Freq. [Hz]	2.2	2.3	2.3	2.3	2.4	2.4	2.4	2.2
Avg. Stride Length [m]	6.1	7.0	6.8	6.6	6.8	6.7	6.6	6.3



- [] Ranking at each section and finish
- .-.- No data available at this section
- NA No data available



Horse/Jockey Name	Champagne Pop
Final Rank	8
Fastest Section Time (Section)	0:12.26 (1400m)
Top Speed [km/h] (Section)	64.6 (Overall)
Race State	Finished



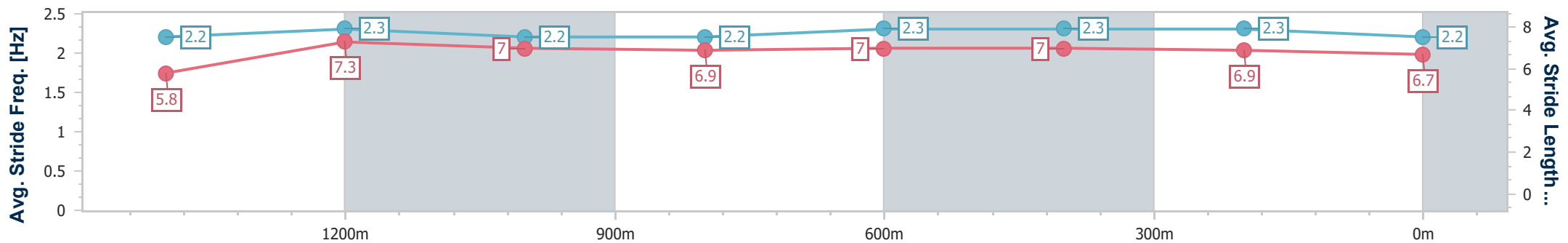
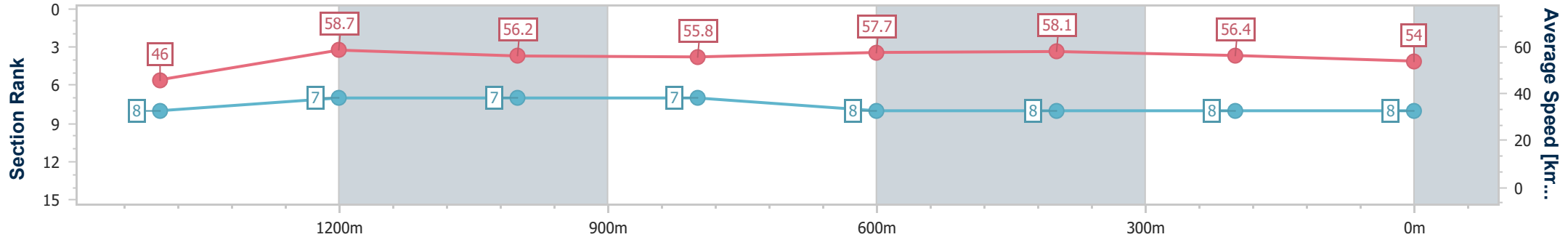
Toowoomba QLD Professional
Race 5: K&R PLUMBING SUPPLIES BENCHMARK 58 Handicap
- 1625m



13 April 2024 - 19:47

Track Rating: Good 4 , Weather: Fine , Rail Position: +5m Entire

Section	Overall	1400m	1200m	1000m	800m	600m	400m	200m
Section Times	1:46.92 [8] (0:17.68)	1:29.24 [8] (0:12.26)	1:16.98 [7] (0:12.82)	1:04.16 [7] (0:13.04)	0:51.12 [7] (0:12.58)	0:38.54 [8] (0:12.48)	0:26.06 [8] (0:12.74)	0:13.32 [8] (0:13.32)
Average Speed [km/h]	46.0	58.7	56.2	55.8	57.7	58.1	56.4	54.0
Top Speed [km/h]	64.6	63.7	57.7	57.0	59.7	59.9	57.2	56.8
Avg. Dist. to Rail [m]	5.4	0.3	1.3	2.1	2.5	1.2	0.6	0.3
Avg. Stride Freq. [Hz]	2.2	2.3	2.2	2.2	2.3	2.3	2.3	2.2
Avg. Stride Length [m]	5.8	7.3	7.0	6.9	7.0	7.0	6.9	6.7



- [] Ranking at each section and finish
- .-.- No data available at this section
- NA No data available



Toowoomba QLD Professional

Race 6: PRYDE'S EASIFEED Maiden Handicap - 1625m

13 April 2024 - 20:18



Track Rating: Good 4 , Weather: Fine , Rail Position: +5m Entire

Section		Overall	1400m	1200m	1000m	800m	600m	400m	Last 600m				
Field Times		1:44.56 (0:15.71)	1:28.85 (0:11.02)	1:17.83 (0:11.94)	1:05.89 (0:12.81)	0:53.08 (0:13.12)	0:39.96 (0:13.73)	0:26.23 (0:13.12)	0:39.96				
Rank	TAB Horse/Jockey	Barrier	Top Speed [km/h]	Fastest Section									Distance Travelled [m]
1	3 SHE DELIVERS Justin Huxtable	3	69.2	0:11.16	1:44.56 [1] (0:15.96)	1:28.60 [4] (0:11.16)	1:17.44 [4] (0:11.97)	1:05.47 [4] (0:12.80)	0:52.67 [4] (0:13.04)	0:39.63 [4] (0:13.52)	0:26.11 [3] (0:13.00)	0:39.63	
2	7 MAN TALK Les Tilley	7	67.3	0:11.23	1:44.65 [2] (0:16.12)	1:28.53 [5] (0:11.23)	1:17.30 [6] (0:11.96)	1:05.34 [6] (0:12.85)	0:52.49 [6] (0:12.99)	0:39.50 [6] (0:13.20)	0:26.30 [2] (0:13.19)	0:39.50	+0
3	9 FIONTE Georgina Cartwright	9	69.6	0:11.12	1:45.05 [3] (0:16.22)	1:28.83 [6] (0:11.12)	1:17.71 [5] (0:11.90)	1:05.81 [5] (0:12.84)	0:52.97 [5] (0:12.98)	0:39.99 [5] (0:13.63)	0:26.36 [6] (0:13.30)	0:39.99	-6
4	4 I'M INSPIRED Micheal Hellyer	4	69.2	0:11.24	1:45.08 [4] (0:15.82)	1:29.26 [3] (0:11.24)	1:18.02 [3] (0:11.89)	1:06.13 [3] (0:12.83)	0:53.30 [3] (0:13.09)	0:40.21 [3] (0:13.77)	0:26.44 [5] (0:13.26)	0:40.21	-3
5	6 STPETERSCATHEDRAL Justin Stanley	6	67.9	0:11.11	1:45.74 [5] (0:16.52)	1:29.22 [8] (0:11.11)	1:18.11 [7] (0:11.92)	1:06.19 [7] (0:12.93)	0:53.26 [7] (0:12.92)	0:40.34 [7] (0:13.55)	0:26.79 [8] (0:13.47)	0:40.34	-6
6	2 PORTOLA Olivia Kendal	2	67.7	0:11.39	1:46.30 [6] (0:16.41)	1:29.89 [7] (0:11.39)	1:18.50 [8] (0:11.78)	1:06.72 [8] (0:12.95)	0:53.77 [8] (0:12.91)	0:40.86 [8] (0:13.34)	0:27.52 [7] (0:13.70)	0:40.86	+4
7	10 BOMBAY BRAWLER Olivia Webb	10	69.2	0:10.99	1:46.40 [7] (0:15.74)	1:30.66 [2] (0:10.99)	1:19.67 [1] (0:11.94)	1:07.73 [1] (0:12.81)	0:54.92 [1] (0:13.12)	0:41.80 [1] (0:13.73)	0:28.07 [1] (0:13.77)	0:41.80	-13
8	1 YIPPEE BEAN Cobi Vitler	1	71.6	0:11.04	1:47.54 [8] (0:15.71)	1:31.83 [1] (0:11.04)	1:20.79 [2] (0:11.97)	1:08.82 [2] (0:12.89)	0:55.93 [2] (0:13.09)	0:42.84 [2] (0:13.79)	0:29.05 [4] (0:14.22)	0:42.84	-2

Scratched: Kaiwi (#8), Hideyo (#5), Bon's Zen (#11)

[] Ranking at each section and finish
 -:-:- No data available at this section
 NA No data available

SCN Saddle cloth number
 DNF Did not finish
 DNT Did not track



Toowoomba QLD Professional

Race 6: PRYDE'S EASIFEED Maiden Handicap - 1625m

13 April 2024 - 20:18



Track Rating: Good 4 , Weather: Fine , Rail Position: +5m Entire

Section							200m			Last 600m
Field Times							0:13.11			0:39.96
						(0:13.11)				
Rank	TAB	Horse/Jockey	Barrier	Top Speed [km/h]	Fastest Section	Margin				Distance Travelled [m]
1	3	SHE DELIVERS Justin Huxtable	3	69.2	0:11.16 Overall 1400m	0:13.11 [1] (0:13.11)	1:44.56		0:39.63	
2	7	MAN TALK Les Tilley	7	67.3	0:11.23 Overall 1400m	0:13.11 [2] (0:13.11)	0.5L		0:39.50	+0
3	9	FIONTE Georgina Cartwright	9	69.6	0:11.12 Overall 1400m	0:13.06 [4] (0:13.06)	2.8L		0:39.99	-6
4	4	I'M INSPIRED Micheal Hellyer	4	69.2	0:11.24 Overall 1400m	0:13.18 [3] (0:13.18)	2.9L		0:40.21	-3
5	6	STPETERSCATHEDRAL Justin Stanley	6	67.9	0:11.11 Overall 1400m	0:13.32 [6] (0:13.32)	6.7L		0:40.34	-6
6	2	PORTOLA Olivia Kendal	2	67.7	0:11.39 Overall 1400m	0:13.82 [7] (0:13.82)	10L		0:40.86	+4
7	10	BOMBAY BRAWLER Olivia Webb	10	69.2	0:10.99 Overall 1400m	0:14.30 [5] (0:14.30)	10.5L		0:41.80	-13
8	1	YIPPEE BEAN Cobi Vitler	1	71.6	0:11.04 Overall 1400m	0:14.83 [8] (0:14.83)	17L		0:42.84	-2

Scratched: Kaiwi (#8), Hideyo (#5), Bon's Zen (#11)

[] Ranking at each section and finish
 -:-:- No data available at this section
 NA No data available

SCN Saddle cloth number
 DNF Did not finish
 DNT Did not track



Horse/Jockey Name	She Delivers
Final Rank	1
Fastest Section Time (Section)	0:11.16 (1400m)
Top Speed [km/h] (Section)	69.2 (Overall)
Race State	Finished



Toowoomba QLD Professional

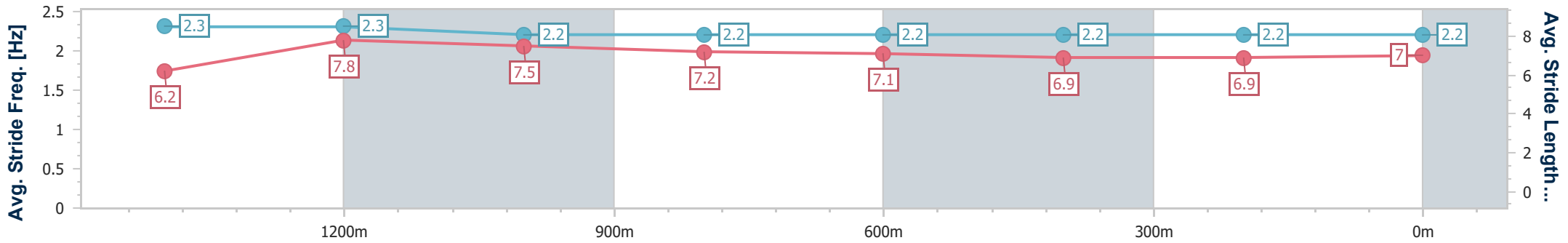
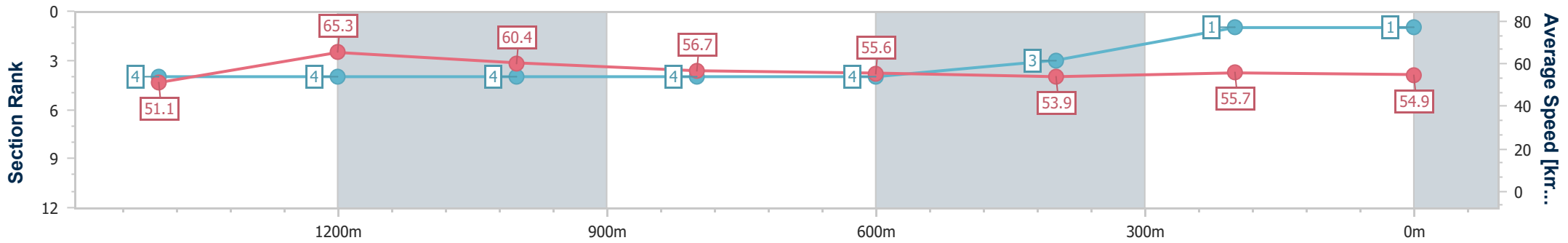
Race 6: PRYDE'S EASIFEED Maiden Handicap - 1625m

13 April 2024 - 20:18



Track Rating: Good 4 , Weather: Fine , Rail Position: +5m Entire

Section	Overall	1400m	1200m	1000m	800m	600m	400m	200m
Section Times	1:44.56 [1] (0:15.96)	1:28.60 [4] (0:11.16)	1:17.44 [4] (0:11.97)	1:05.47 [4] (0:12.80)	0:52.67 [4] (0:13.04)	0:39.63 [4] (0:13.52)	0:26.11 [3] (0:13.00)	0:13.11 [1] (0:13.11)
Average Speed [km/h]	51.1	65.3	60.4	56.7	55.6	53.9	55.7	54.9
Top Speed [km/h]	69.2	68.0	62.9	57.7	56.6	56.0	56.3	55.5
Avg. Dist. to Rail [m]	5.2	2.3	3.2	2.3	2.3	2.8	1.0	1.0
Avg. Stride Freq. [Hz]	2.3	2.3	2.2	2.2	2.2	2.2	2.2	2.2
Avg. Stride Length [m]	6.2	7.8	7.5	7.2	7.1	6.9	6.9	7.0



- [] Ranking at each section and finish
- .-.- No data available at this section
- NA No data available



Horse/Jockey Name	Man Talk
Final Rank	2
Fastest Section Time (Section)	0:11.23 (1400m)
Top Speed [km/h] (Section)	67.3 (Overall)
Race State	Finished



Toowoomba QLD Professional

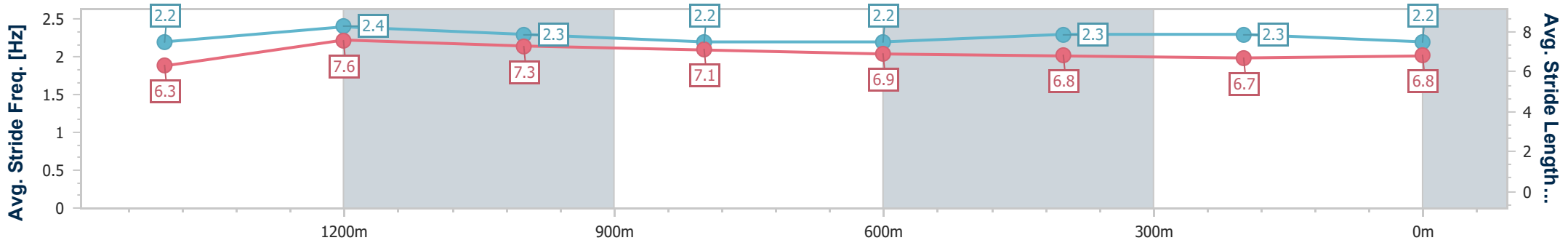
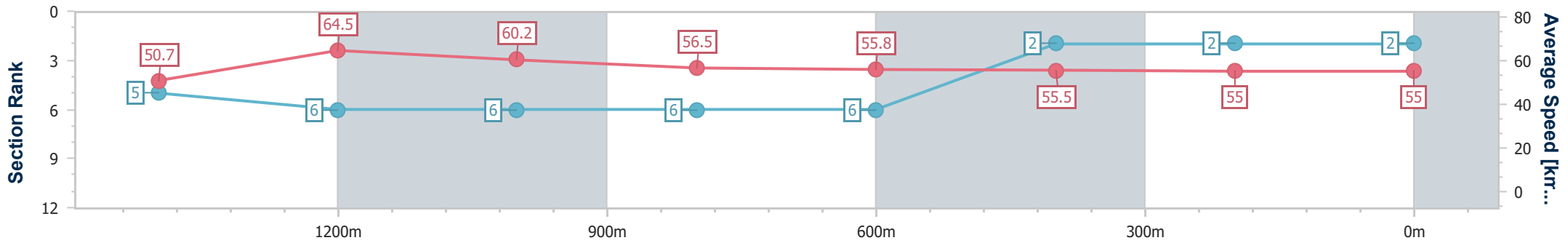
Race 6: PRYDE'S EASIFEED Maiden Handicap - 1625m

13 April 2024 - 20:18



Track Rating: Good 4 , Weather: Fine , Rail Position: +5m Entire

Section	Overall	1400m	1200m	1000m	800m	600m	400m	200m					
Section Times	1:44.65 [2] (0:16.12)	1:28.53 [5] (0:11.23)	1:17.30 [6] (0:11.96)	1:05.34 [6] (0:12.85)	0:52.49 [6] (0:12.99)	0:39.50 [6] (0:13.20)	0:26.30 [2] (0:13.19)	0:13.11 [2]					
Average Speed [km/h]	50.7	64.5	60.2	56.5	55.8	55.5	55.0	55.0					
Top Speed [km/h]	67.3	65.8	62.9	58.1	56.6	57.1	55.8	55.9					
Avg. Dist. to Rail [m]	6.6	0.8	1.6	2.0	2.3	3.1	1.5	1.9					
Avg. Stride Freq. [Hz]	2.2	2.4	2.3	2.2	2.2	2.3	2.3	2.2					
Avg. Stride Length [m]	6.3	7.6	7.3	7.1	6.9	6.8	6.7	6.8					



- [] Ranking at each section and finish
- .-.- No data available at this section
- NA No data available



Horse/Jockey Name	Fionte
Final Rank	3
Fastest Section Time (Section)	0:11.12 (1400m)
Top Speed [km/h] (Section)	69.6 (Overall)
Race State	Finished



Toowoomba QLD Professional

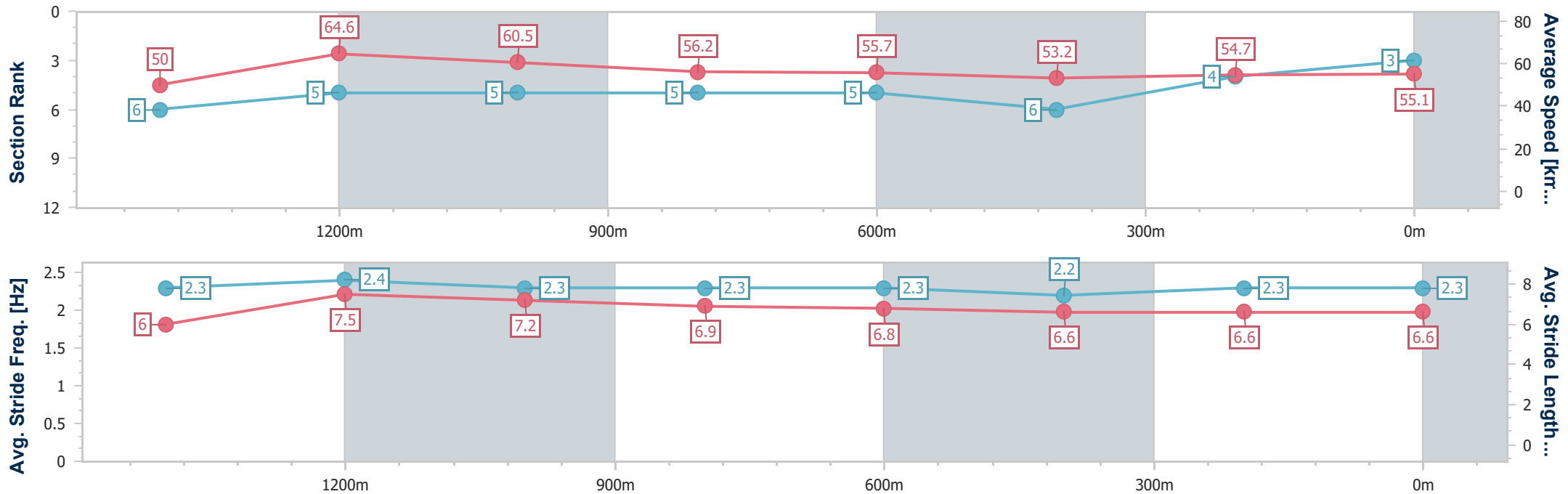
Race 6: PRYDE'S EASIFEED Maiden Handicap - 1625m

13 April 2024 - 20:18



Track Rating: Good 4 , Weather: Fine , Rail Position: +5m Entire

Section	Overall	1400m	1200m	1000m	800m	600m	400m	200m
Section Times	1:45.05 [3] (0:16.22)	1:28.83 [6] (0:11.12)	1:17.71 [5] (0:11.90)	1:05.81 [5] (0:12.84)	0:52.97 [5] (0:12.98)	0:39.99 [5] (0:13.63)	0:26.36 [6] (0:13.30)	0:13.06 [4] (0:13.06)
Average Speed [km/h]	50.0	64.6	60.5	56.2	55.7	53.2	54.7	55.1
Top Speed [km/h]	69.6	66.2	63.3	57.7	56.3	55.6	55.3	55.7
Avg. Dist. to Rail [m]	5.5	1.0	0.5	0.9	1.1	1.7	3.2	2.0
Avg. Stride Freq. [Hz]	2.3	2.4	2.3	2.3	2.3	2.2	2.3	2.3
Avg. Stride Length [m]	6.0	7.5	7.2	6.9	6.8	6.6	6.6	6.6



- [] Ranking at each section and finish
- .-.- No data available at this section
- NA No data available



Horse/Jockey Name	I'm Inspired
Final Rank	4
Fastest Section Time (Section)	0:11.24 (1400m)
Top Speed [km/h] (Section)	69.2 (Overall)
Race State	Finished



Toowoomba QLD Professional

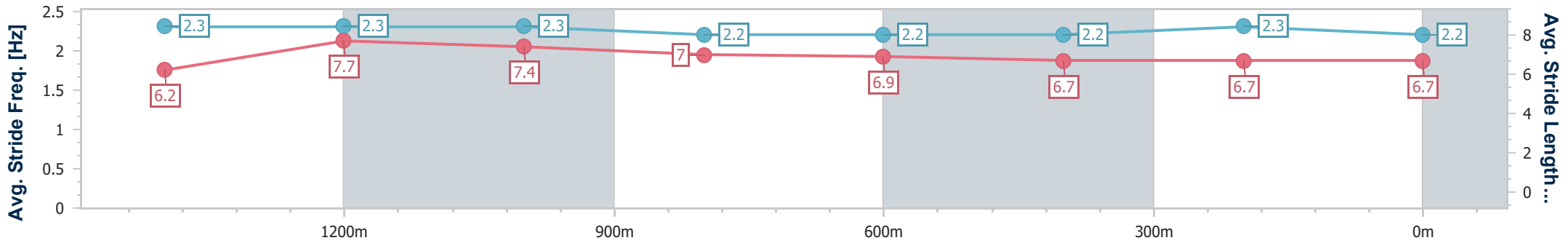
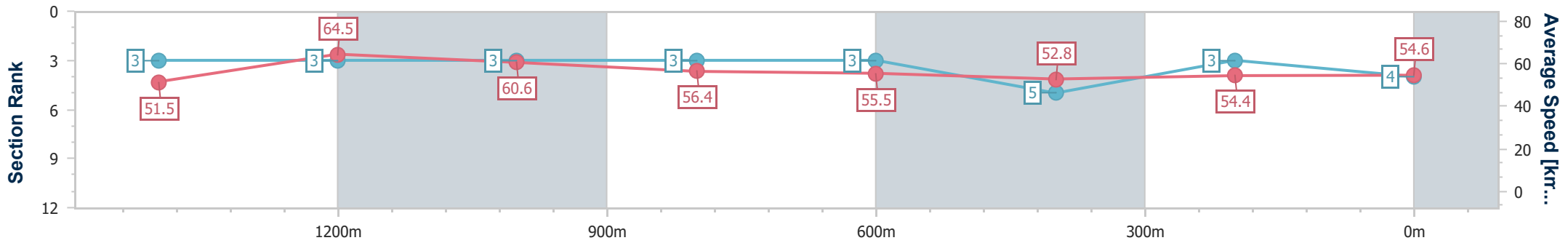
Race 6: PRYDE'S EASIFEED Maiden Handicap - 1625m

13 April 2024 - 20:18



Track Rating: Good 4 , Weather: Fine , Rail Position: +5m Entire

Section	Overall	1400m	1200m	1000m	800m	600m	400m	200m
Section Times	1:45.08 [4] (0:15.82)	1:29.26 [3] (0:11.24)	1:18.02 [3] (0:11.89)	1:06.13 [3] (0:12.83)	0:53.30 [3] (0:13.09)	0:40.21 [3] (0:13.77)	0:26.44 [5] (0:13.26)	0:13.18 [3] (0:13.18)
Average Speed [km/h]	51.5	64.5	60.6	56.4	55.5	52.8	54.4	54.6
Top Speed [km/h]	69.2	67.0	63.1	57.9	56.7	54.9	55.7	55.1
Avg. Dist. to Rail [m]	5.1	1.0	1.6	1.8	2.4	1.3	1.3	1.5
Avg. Stride Freq. [Hz]	2.3	2.3	2.3	2.2	2.2	2.2	2.3	2.2
Avg. Stride Length [m]	6.2	7.7	7.4	7.0	6.9	6.7	6.7	6.7



- [] Ranking at each section and finish
- .-.- No data available at this section
- NA No data available



Horse/Jockey Name	Stpeterscathedral
Final Rank	5
Fastest Section Time (Section)	0:11.11 (1400m)
Top Speed [km/h] (Section)	67.9 (Overall)
Race State	Finished



Toowoomba QLD Professional

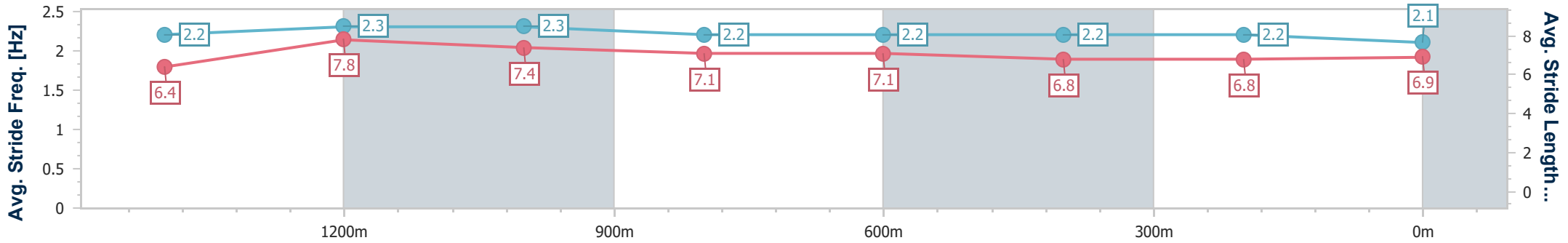
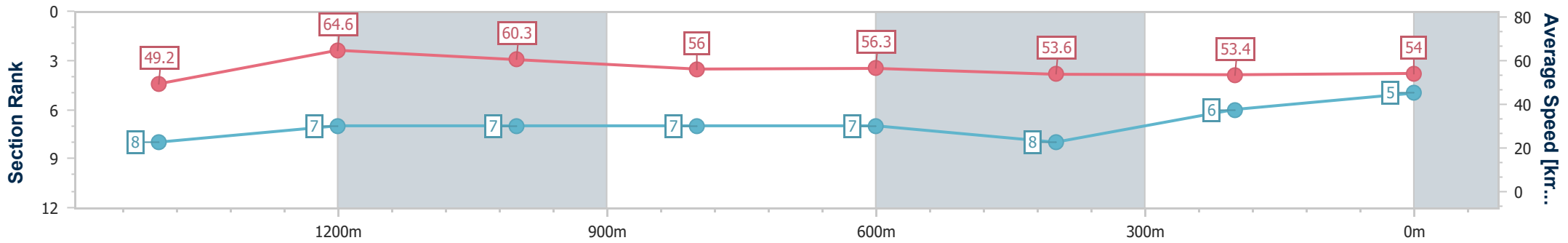
Race 6: PRYDE'S EASIFEED Maiden Handicap - 1625m

13 April 2024 - 20:18



Track Rating: Good 4 , Weather: Fine , Rail Position: +5m Entire

Section	Overall	1400m	1200m	1000m	800m	600m	400m	200m
Section Times	1:45.74 [5] (0:16.52)	1:29.22 [8] (0:11.11)	1:18.11 [7] (0:11.92)	1:06.19 [7] (0:12.93)	0:53.26 [7] (0:12.92)	0:40.34 [7] (0:13.55)	0:26.79 [8] (0:13.47)	0:13.32 [6] (0:13.32)
Average Speed [km/h]	49.2	64.6	60.3	56.0	56.3	53.6	53.4	54.0
Top Speed [km/h]	67.9	66.8	62.1	57.0	58.0	56.3	55.1	54.7
Avg. Dist. to Rail [m]	4.3	0.5	1.0	1.4	2.6	1.7	0.4	1.8
Avg. Stride Freq. [Hz]	2.2	2.3	2.3	2.2	2.2	2.2	2.2	2.1
Avg. Stride Length [m]	6.4	7.8	7.4	7.1	7.1	6.8	6.8	6.9



- [] Ranking at each section and finish
- .-.- No data available at this section
- NA No data available



Horse/Jockey Name	Portola
Final Rank	6
Fastest Section Time (Section)	0:11.39 (1400m)
Top Speed [km/h] (Section)	67.7 (Overall)
Race State	Finished



Toowoomba QLD Professional

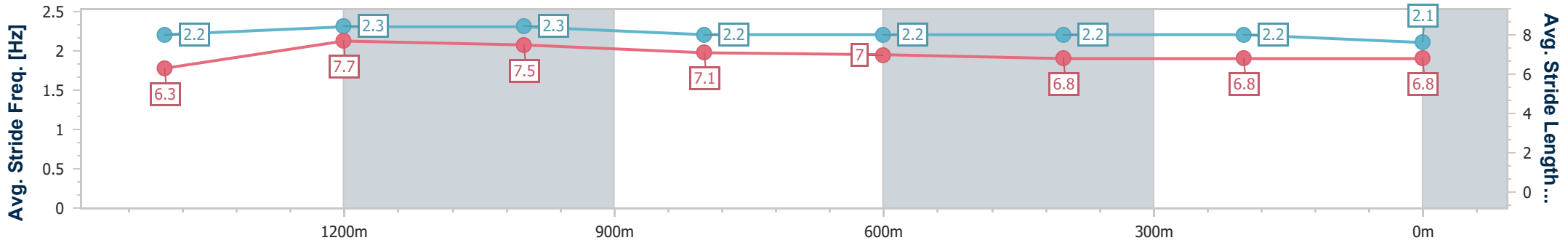
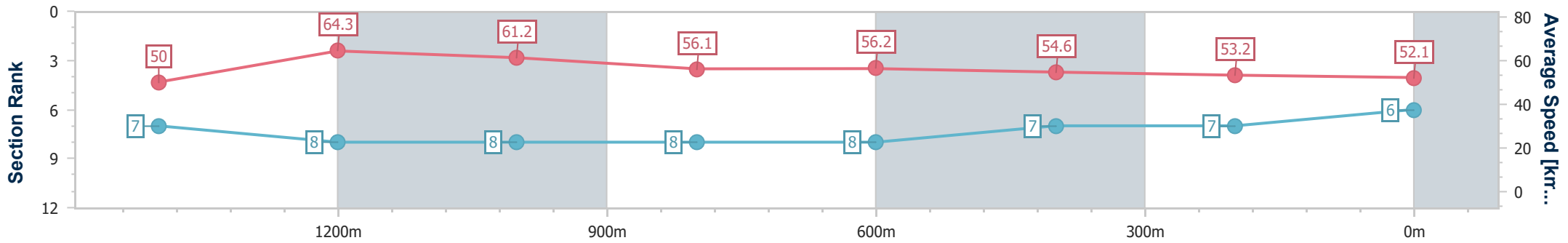
Race 6: PRYDE'S EASIFEED Maiden Handicap - 1625m

13 April 2024 - 20:18



Track Rating: Good 4 , Weather: Fine , Rail Position: +5m Entire

Section	Overall	1400m	1200m	1000m	800m	600m	400m	200m
Section Times	1:46.30 [6] (0:16.41)	1:29.89 [7] (0:11.39)	1:18.50 [8] (0:11.78)	1:06.72 [8] (0:12.95)	0:53.77 [8] (0:12.91)	0:40.86 [8] (0:13.34)	0:27.52 [7] (0:13.70)	0:13.82 [7] (0:13.82)
Average Speed [km/h]	50.0	64.3	61.2	56.1	56.2	54.6	53.2	52.1
Top Speed [km/h]	67.7	67.5	62.5	57.9	56.8	56.5	54.0	53.0
Avg. Dist. to Rail [m]	7.7	2.7	2.7	2.4	2.2	2.3	2.9	1.7
Avg. Stride Freq. [Hz]	2.2	2.3	2.3	2.2	2.2	2.2	2.2	2.1
Avg. Stride Length [m]	6.3	7.7	7.5	7.1	7.0	6.8	6.8	6.8



- [] Ranking at each section and finish
- .-.- No data available at this section
- NA No data available



Horse/Jockey Name	Bombay Brawler
Final Rank	7
Fastest Section Time (Section)	0:10.99 (1400m)
Top Speed [km/h] (Section)	69.2 (Overall)
Race State	Finished



Toowoomba QLD Professional

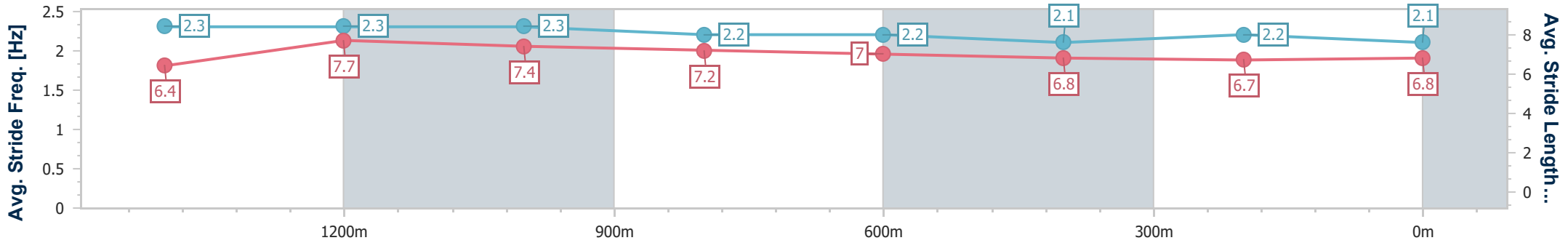
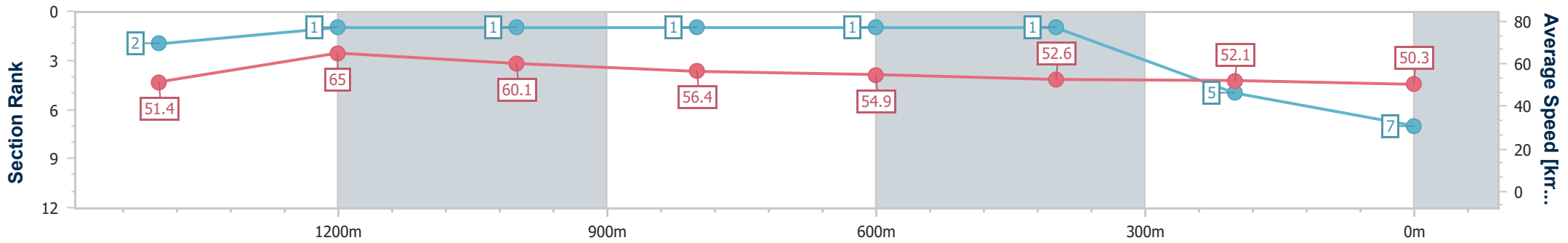
Race 6: PRYDE'S EASIFEED Maiden Handicap - 1625m

13 April 2024 - 20:18



Track Rating: Good 4 , Weather: Fine , Rail Position: +5m Entire

Section	Overall	1400m	1200m	1000m	800m	600m	400m	200m
Section Times	1:46.40 [7] (0:15.74)	1:30.66 [2] (0:10.99)	1:19.67 [1] (0:11.94)	1:07.73 [1] (0:12.81)	0:54.92 [1] (0:13.12)	0:41.80 [1] (0:13.73)	0:28.07 [1] (0:13.77)	0:14.30 [5] (0:14.30)
Average Speed [km/h]	51.4	65.0	60.1	56.4	54.9	52.6	52.1	50.3
Top Speed [km/h]	69.2	67.0	62.6	57.8	55.6	54.5	52.7	51.9
Avg. Dist. to Rail [m]	3.3	1.2	0.5	0.6	0.6	0.2	0.9	1.7
Avg. Stride Freq. [Hz]	2.3	2.3	2.3	2.2	2.2	2.1	2.2	2.1
Avg. Stride Length [m]	6.4	7.7	7.4	7.2	7.0	6.8	6.7	6.8



- [] Ranking at each section and finish
- .-.- No data available at this section
- NA No data available



Horse/Jockey Name	Yippee Bean
Final Rank	8
Fastest Section Time (Section)	0:11.04 (1400m)
Top Speed [km/h] (Section)	71.6 (Overall)
Race State	Finished



Toowoomba QLD Professional

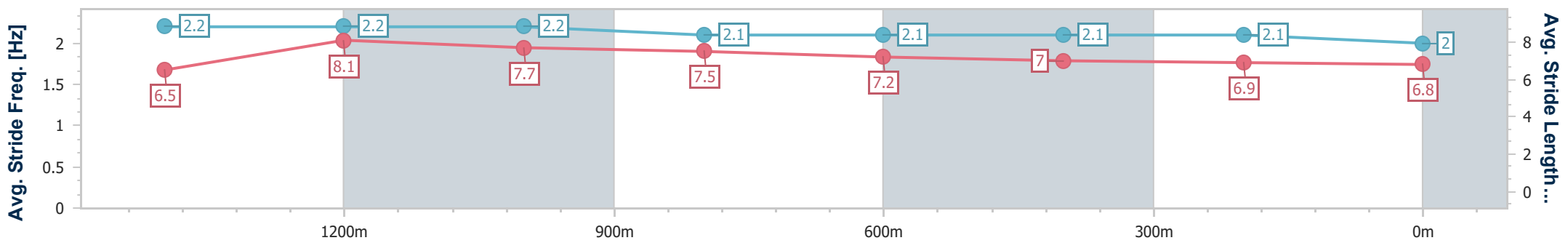
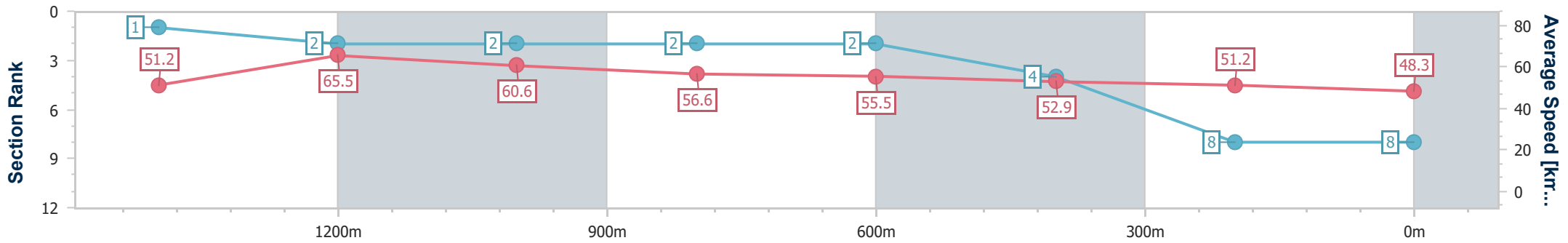
Race 6: PRYDE'S EASIFEED Maiden Handicap - 1625m

13 April 2024 - 20:18



Track Rating: Good 4 , Weather: Fine , Rail Position: +5m Entire

Section	Overall	1400m	1200m	1000m	800m	600m	400m	200m
Section Times	1:47.54 [8] (0:15.71)	1:31.83 [1] (0:11.04)	1:20.79 [2] (0:11.97)	1:08.82 [2] (0:12.89)	0:55.93 [2] (0:13.09)	0:42.84 [2] (0:13.79)	0:29.05 [4] (0:14.22)	0:14.83 [8] (0:14.83)
Average Speed [km/h]	51.2	65.5	60.6	56.6	55.5	52.9	51.2	48.3
Top Speed [km/h]	71.6	68.5	63.3	57.7	56.3	54.9	52.6	50.6
Avg. Dist. to Rail [m]	4.0	2.0	4.3	3.4	2.7	2.9	3.0	0.6
Avg. Stride Freq. [Hz]	2.2	2.2	2.2	2.1	2.1	2.1	2.1	2.0
Avg. Stride Length [m]	6.5	8.1	7.7	7.5	7.2	7.0	6.9	6.8



- [] Ranking at each section and finish
- .-.- No data available at this section
- NA No data available



Toowoomba QLD Professional

Race 7: WHOLESALE HORSEWEAR HOUSE BENCHMARK 70 Handicap - 1890m

13 April 2024 - 20:50



Track Rating: Good 4 , Weather: Fine , Rail Position: +5m Entire

Section														
Field Times	Overall	1600m	1400m	1200m	1000m	800m	600m	Last 600m						
	2:04.79 (0:23.36)	1:41.43 (0:11.76)	1:29.67 (0:12.31)	1:17.36 (0:12.84)	1:04.52 (0:13.70)	0:50.82 (0:13.06)	0:37.76 (0:12.48)	0:37.76						
Rank	TAB	Horse/Jockey	Barrier	Top Speed [km/h]	Fastest Section								Distance Travelled [m]	
1	1	HELEVA DEEL Cobi Vitler	1	63.1 Overall	0:11.80 1600m	2:04.79 [1] (0:23.93)	1:40.86 [5] (0:11.80)	1:29.06 [5] (0:12.43)	1:16.63 [5] (0:12.81)	1:03.82 [5] (0:13.42)	0:50.40 [4] (0:13.01)	0:37.39 [5] (0:12.45)	0:37.39	
2	2	WOWIT'S WILLYWONKA Stacey Callow	2	64.9 1600m	0:11.76 1600m	2:04.81 [2] (0:23.36)	1:41.45 [1] (0:11.76)	1:29.69 [1] (0:12.31)	1:17.38 [1] (0:12.84)	1:04.54 [1] (0:13.70)	0:50.84 [1] (0:13.06)	0:37.78 [1] (0:12.48)	0:37.78	-12
3	4	RUBY'S LAD Anthony Allen	4	63.6 Overall	0:11.75 1600m	2:05.44 [3] (0:24.21)	1:41.23 [7] (0:11.75)	1:29.48 [7] (0:12.44)	1:17.04 [7] (0:12.96)	1:04.08 [7] (0:13.08)	0:51.00 [6] (0:12.67)	0:38.33 [2] (0:12.78)	0:38.33	+1
4	6	ADALISSA Georgina Cartwright	6	62.5 Overall	0:11.94 1600m	2:05.59 [4] (0:23.56)	1:42.03 [3] (0:11.94)	1:30.09 [4] (0:12.49)	1:17.60 [4] (0:12.87)	1:04.73 [4] (0:13.53)	0:51.20 [5] (0:13.16)	0:38.04 [6] (0:12.79)	0:38.04	-7
5	7	ROYAL GEORGE Olivia Webb	7	63.1 Overall	0:11.80 1600m	2:05.69 [5] (0:23.98)	1:41.71 [6] (0:11.80)	1:29.91 [6] (0:12.42)	1:17.49 [6] (0:12.99)	1:04.50 [6] (0:13.42)	0:51.08 [7] (0:13.17)	0:37.91 [7] (0:12.70)	0:37.91	-12
6	3	KNEZE Nozi Tomizawa	3	64.4 1600m	0:11.53 1600m	2:05.92 [6] (0:23.74)	1:42.18 [4] (0:11.53)	1:30.65 [2] (0:12.54)	1:18.11 [3] (0:12.92)	1:05.19 [3] (0:13.48)	0:51.71 [2] (0:13.03)	0:38.68 [3] (0:12.79)	0:38.68	-2
7	5	DEL CAMPO Kenji Yoshida	5	63.2 1600m	0:11.91 1600m	2:07.50 [7] (0:23.44)	1:44.06 [2] (0:11.91)	1:32.15 [3] (0:12.36)	1:19.79 [2] (0:12.89)	1:06.90 [2] (0:13.61)	0:53.29 [3] (0:13.09)	0:40.20 [4] (0:12.85)	0:40.20	-16
8	8	ANDAI STEPPES Karl Zechner	8	62.6 1600m	0:11.63 1600m	2:11.12 [8] (0:24.52)	1:46.60 [8] (0:11.63)	1:34.97 [8] (0:12.44)	1:22.53 [8] (0:12.97)	1:09.56 [8] (0:13.27)	0:56.29 [8] (0:12.98)	0:43.31 [8] (0:13.85)	0:43.31	-5

[] Ranking at each section and finish
 -:-:- No data available at this section
 NA No data available

SCN Saddle cloth number
 DNF Did not finish
 DNT Did not track



Toowoomba QLD Professional

Race 7: WHOLESALE HORSEWEAR HOUSE BENCHMARK 70 Handicap - 1890m

13 April 2024 - 20:50



Track Rating: Good 4 , Weather: Fine , Rail Position: +5m Entire

Section			400m	200m			Last 600m			
Field Times			0:25.28 (0:12.75)	0:12.53 (0:12.53)			0:37.76			
Rank	TAB	Horse/Jockey	Barrier	Top Speed [km/h]	Fastest Section	Margin		Distance Travelled [m]		
1	1	HELEVA DEEL Cobi Vitler	1	63.1 Overall	0:11.80 1600m	0:24.94 [2] (0:12.48)	0:12.46 [2] (0:12.46)	2:04.79	0:37.39	
2	2	WOWIT'S WILLYWONKA Stacey Callow	2	64.9 1600m	0:11.76 1600m	0:25.30 [1] (0:12.75)	0:12.55 [1] (0:12.55)	0.1L	0:37.78	-12
3	4	RUBY'S LAD Anthony Allen	4	63.6 Overall	0:11.75 1600m	0:25.55 [3] (0:12.67)	0:12.88 [3] (0:12.88)	3.6L	0:38.33	+1
4	6	ADALISSA Georgina Cartwright	6	62.5 Overall	0:11.94 1600m	0:25.25 [6] (0:12.47)	0:12.78 [4] (0:12.78)	4.4L	0:38.04	-7
5	7	ROYAL GEORGE Olivia Webb	7	63.1 Overall	0:11.80 1600m	0:25.21 [7] (0:12.64)	0:12.57 [6] (0:12.57)	4.9L	0:37.91	-12
6	3	KNEZE Nozi Tomizawa	3	64.4 1600m	0:11.53 1600m	0:25.89 [4] (0:12.91)	0:12.98 [5] (0:12.98)	6.2L	0:38.68	-2
7	5	DEL CAMPO Kenji Yoshida	5	63.2 1600m	0:11.91 1600m	0:27.35 [5] (0:13.32)	0:14.03 [7] (0:14.03)	15.5L	0:40.20	-16
8	8	ANDAI STEPPES Karl Zechner	8	62.6 1600m	0:11.63 1600m	0:29.46 [8] (0:14.48)	0:14.98 [8] (0:14.98)	36.8L	0:43.31	-5



Horse/Jockey Name	Heleva Deel
Final Rank	1
Fastest Section Time (Section)	0:11.80 (1600m)
Top Speed [km/h] (Section)	63.1 (Overall)
Race State	Finished

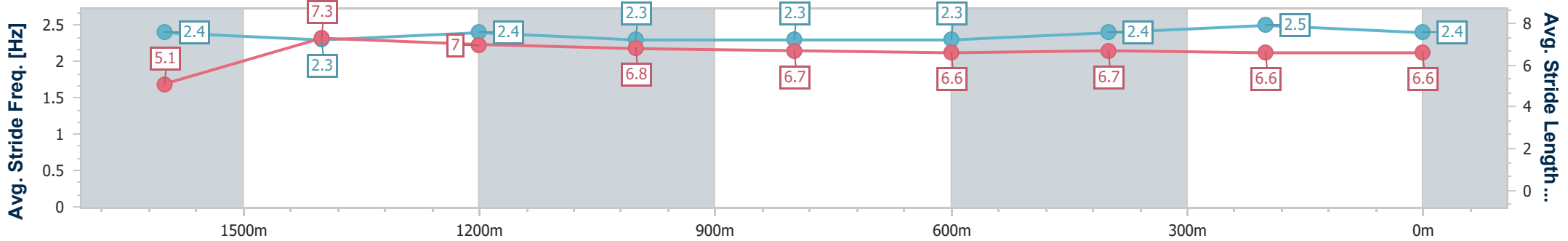
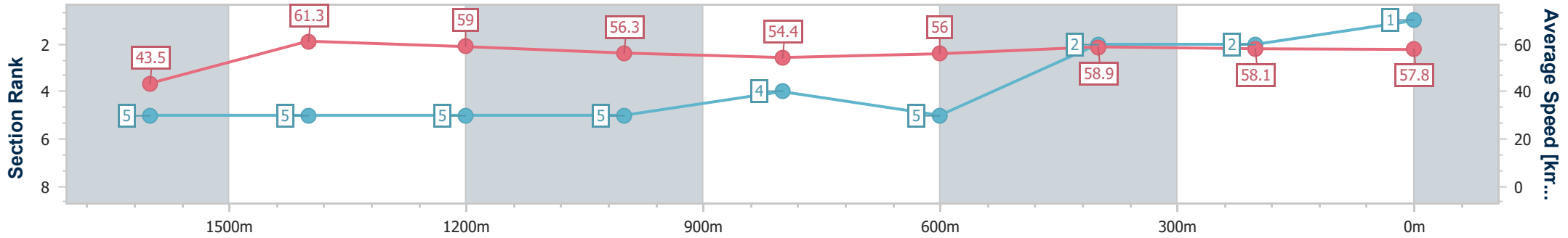


Toowoomba QLD Professional
 Race 7: WHOLESALE HORSEWEAR HOUSE BENCHMARK 70
 Handicap - 1890m
 13 April 2024 - 20:50



Track Rating: Good 4 , Weather: Fine , Rail Position: +5m Entire

Section	Overall	1600m	1400m	1200m	1000m	800m	600m	400m	200m
Section Times	2:04.79 [1] (0:23.93)	1:40.86 [5] (0:11.80)	1:29.06 [5] (0:12.43)	1:16.63 [5] (0:12.81)	1:03.82 [5] (0:13.42)	0:50.40 [4] (0:13.01)	0:37.39 [5] (0:12.45)	0:24.94 [2] (0:12.48)	0:12.46 [2] (0:12.46)
Average Speed [km/h]	43.5	61.3	59.0	56.3	54.4	56.0	58.9	58.1	57.8
Top Speed [km/h]	63.1	62.2	61.2	57.7	55.5	58.6	59.7	58.8	58.8
Avg. Dist. to Rail [m]	3.4	1.6	3.1	3.5	3.0	3.6	3.4	3.4	1.9
Avg. Stride Freq. [Hz]	2.4	2.3	2.4	2.3	2.3	2.3	2.4	2.5	2.4
Avg. Stride Length [m]	5.1	7.3	7.0	6.8	6.7	6.6	6.7	6.6	6.6



- [] Ranking at each section and finish
- .-.- No data available at this section
- NA No data available



Horse/Jockey Name	Wowit's Willywonka
Final Rank	2
Fastest Section Time (Section)	0:11.76 (1600m)
Top Speed [km/h] (Section)	64.9 (1600m)
Race State	Finished

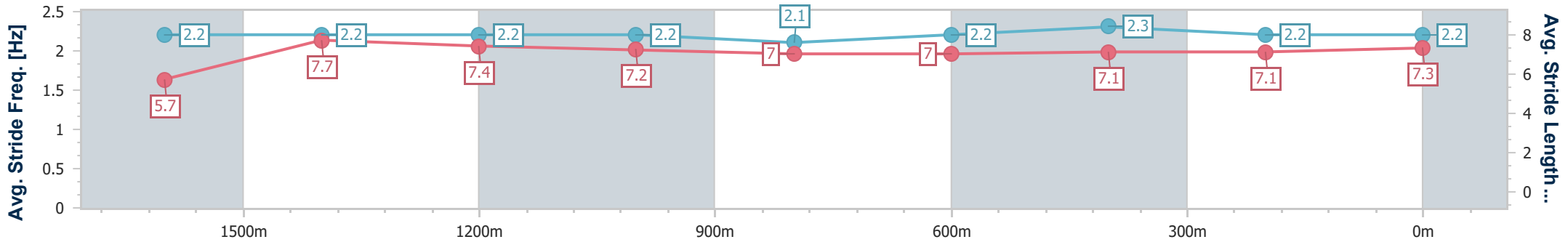
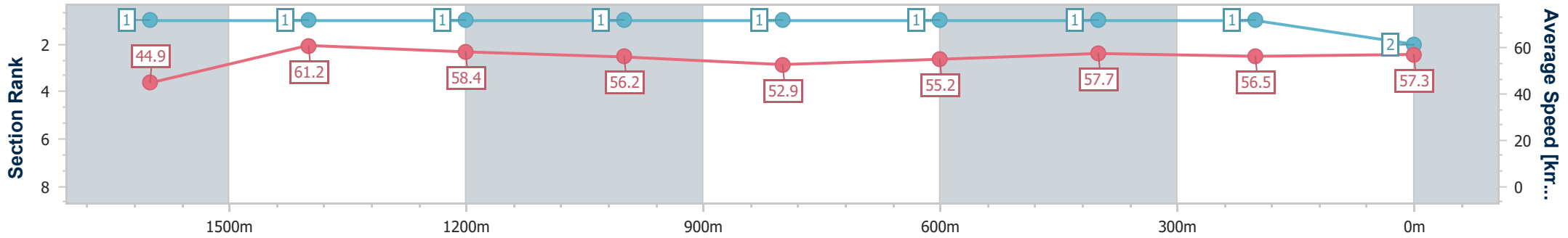


Toowoomba QLD Professional
 Race 7: WHOLESALE HORSEWEAR HOUSE BENCHMARK 70
 Handicap - 1890m
 13 April 2024 - 20:50



Track Rating: Good 4 , Weather: Fine , Rail Position: +5m Entire

Section	Overall	1600m	1400m	1200m	1000m	800m	600m	400m	200m				
Section Times	2:04.81 [2] (0:23.36)	1:41.45 [1] (0:11.76)	1:29.69 [1] (0:12.31)	1:17.38 [1] (0:12.84)	1:04.54 [1] (0:13.70)	0:50.84 [1] (0:13.06)	0:37.78 [1] (0:12.48)	0:25.30 [1] (0:12.75)	0:12.55 [1] (0:12.55)				
Average Speed [km/h]	44.9	61.2	58.4	56.2	52.9	55.2	57.7	56.5	57.3				
Top Speed [km/h]	63.5	64.9	63.8	56.6	54.6	58.3	58.4	57.3	57.8				
Avg. Dist. to Rail [m]	3.7	0.7	0.7	1.0	1.1	1.0	0.4	0.4	0.5				
Avg. Stride Freq. [Hz]	2.2	2.2	2.2	2.2	2.1	2.2	2.3	2.2	2.2				
Avg. Stride Length [m]	5.7	7.7	7.4	7.2	7.0	7.0	7.1	7.1	7.3				



- [] Ranking at each section and finish
- .-.- No data available at this section
- NA No data available



Horse/Jockey Name	Ruby's Lad
Final Rank	3
Fastest Section Time (Section)	0:11.75 (1600m)
Top Speed [km/h] (Section)	63.6 (Overall)
Race State	Finished

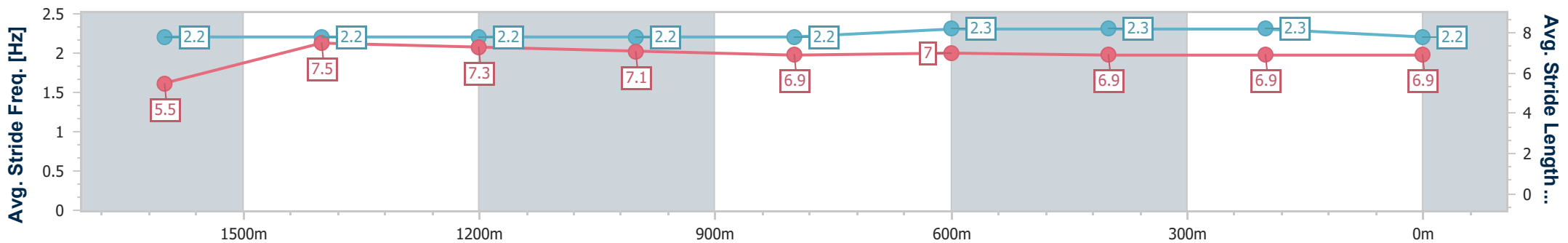
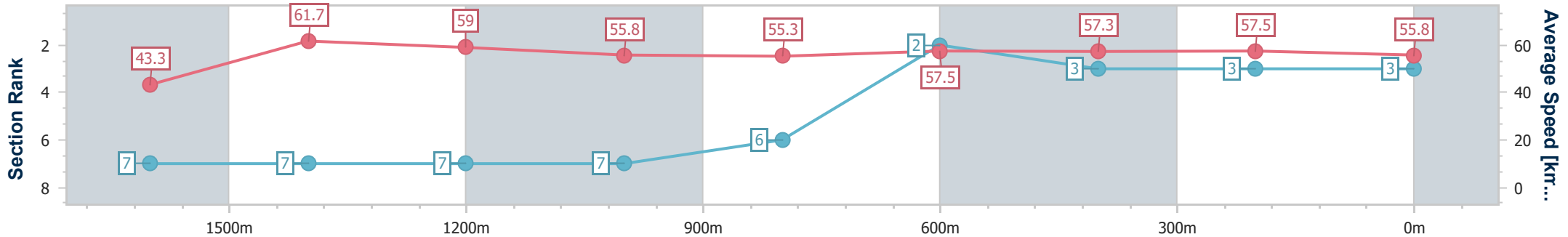


Toowoomba QLD Professional
 Race 7: WHOLESALE HORSEWEAR HOUSE BENCHMARK 70
 Handicap - 1890m
 13 April 2024 - 20:50



Track Rating: Good 4 , Weather: Fine , Rail Position: +5m Entire

Section	Overall	1600m	1400m	1200m	1000m	800m	600m	400m	200m
Section Times	2:05.44 [3] (0:24.21)	1:41.23 [7] (0:11.75)	1:29.48 [7] (0:12.44)	1:17.04 [7] (0:12.96)	1:04.08 [7] (0:13.08)	0:51.00 [6] (0:12.67)	0:38.33 [2] (0:12.78)	0:25.55 [3] (0:12.67)	0:12.88 [3] (0:12.88)
Average Speed [km/h]	43.3	61.7	59.0	55.8	55.3	57.5	57.3	57.5	55.8
Top Speed [km/h]	63.6	63.5	62.5	57.7	56.6	58.5	58.2	58.8	56.7
Avg. Dist. to Rail [m]	4.3	2.4	3.9	2.9	1.1	3.6	3.5	2.3	1.4
Avg. Stride Freq. [Hz]	2.2	2.2	2.2	2.2	2.2	2.3	2.3	2.3	2.2
Avg. Stride Length [m]	5.5	7.5	7.3	7.1	6.9	7.0	6.9	6.9	6.9



- [] Ranking at each section and finish
- .-.- No data available at this section
- NA No data available



Horse/Jockey Name	Adalissa
Final Rank	4
Fastest Section Time (Section)	0:11.94 (1600m)
Top Speed [km/h] (Section)	62.5 (Overall)
Race State	Finished

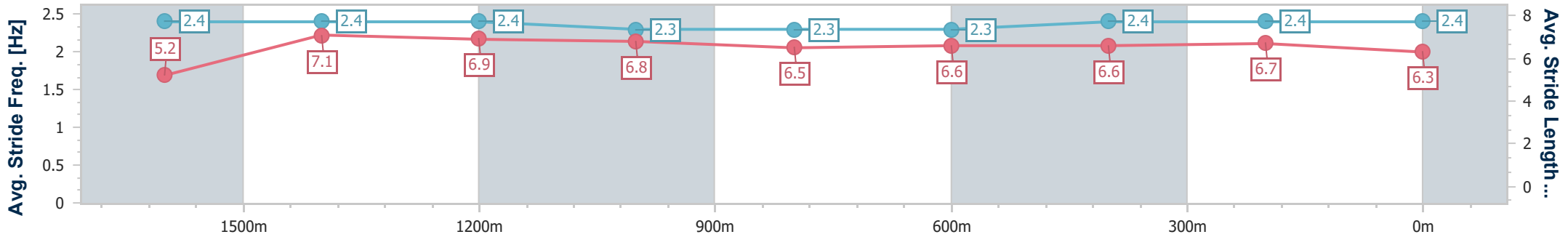
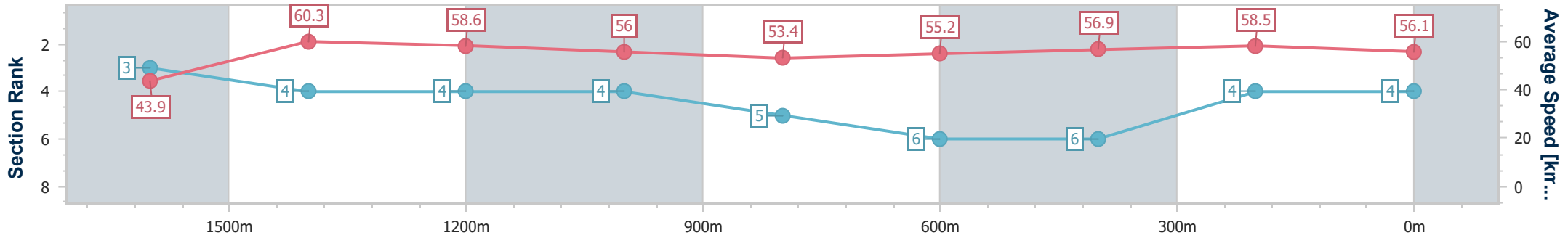


Toowoomba QLD Professional
 Race 7: WHOLESALE HORSEWEAR HOUSE BENCHMARK 70
 Handicap - 1890m
 13 April 2024 - 20:50



Track Rating: Good 4 , Weather: Fine , Rail Position: +5m Entire

Section	Overall	1600m	1400m	1200m	1000m	800m	600m	400m	200m
Section Times	2:05.59 [4] (0:23.56)	1:42.03 [3] (0:11.94)	1:30.09 [4] (0:12.49)	1:17.60 [4] (0:12.87)	1:04.73 [4] (0:13.53)	0:51.20 [5] (0:13.16)	0:38.04 [6] (0:12.79)	0:25.25 [6] (0:12.47)	0:12.78 [4] (0:12.78)
Average Speed [km/h]	43.9	60.3	58.6	56.0	53.4	55.2	56.9	58.5	56.1
Top Speed [km/h]	62.5	61.8	62.1	56.6	56.0	58.7	59.6	60.2	59.6
Avg. Dist. to Rail [m]	4.7	1.3	2.3	2.5	1.6	2.6	2.5	3.4	2.3
Avg. Stride Freq. [Hz]	2.4	2.4	2.4	2.3	2.3	2.3	2.4	2.4	2.4
Avg. Stride Length [m]	5.2	7.1	6.9	6.8	6.5	6.6	6.6	6.7	6.3



- [] Ranking at each section and finish
- .-.- No data available at this section
- NA No data available



Horse/Jockey Name	Royal George
Final Rank	5
Fastest Section Time (Section)	0:11.80 (1600m)
Top Speed [km/h] (Section)	63.1 (Overall)
Race State	Finished

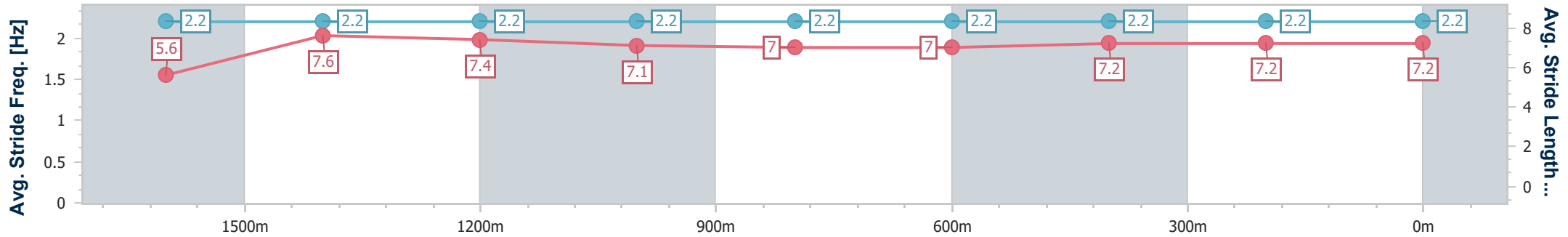
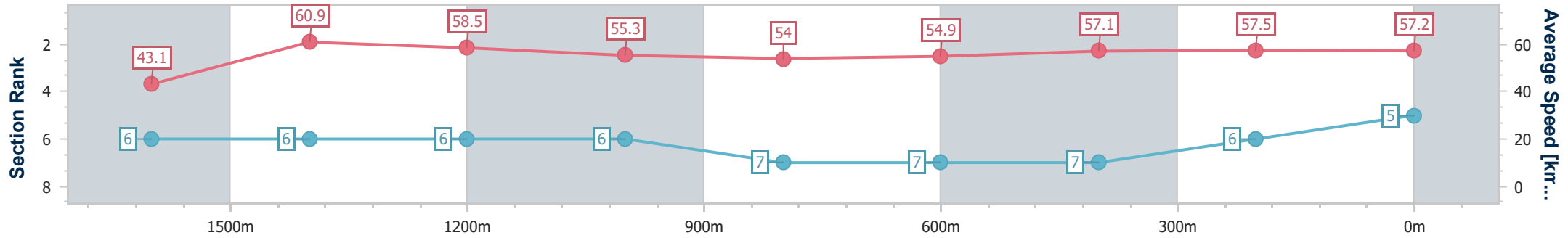


Toowoomba QLD Professional
 Race 7: WHOLESALE HORSEWEAR HOUSE BENCHMARK 70
 Handicap - 1890m
 13 April 2024 - 20:50



Track Rating: Good 4 , Weather: Fine , Rail Position: +5m Entire

Section	Overall	1600m	1400m	1200m	1000m	800m	600m	400m	200m
Section Times	2:05.69 [5] (0:23.98)	1:41.71 [6] (0:11.80)	1:29.91 [6] (0:12.42)	1:17.49 [6] (0:12.99)	1:04.50 [6] (0:13.42)	0:51.08 [7] (0:13.17)	0:37.91 [7] (0:12.70)	0:25.21 [7] (0:12.64)	0:12.57 [6] (0:12.57)
Average Speed [km/h]	43.1	60.9	58.5	55.3	54.0	54.9	57.1	57.5	57.2
Top Speed [km/h]	63.1	61.8	60.2	56.2	55.5	56.9	58.4	58.5	59.1
Avg. Dist. to Rail [m]	5.3	0.4	1.2	0.9	0.5	1.8	1.3	3.2	4.3
Avg. Stride Freq. [Hz]	2.2	2.2	2.2	2.2	2.2	2.2	2.2	2.2	2.2
Avg. Stride Length [m]	5.6	7.6	7.4	7.1	7.0	7.0	7.2	7.2	7.2



- [] Ranking at each section and finish
- .-.- No data available at this section
- NA No data available



Horse/Jockey Name	Kneze
Final Rank	6
Fastest Section Time (Section)	0:11.53 (1600m)
Top Speed [km/h] (Section)	64.4 (1600m)
Race State	Finished

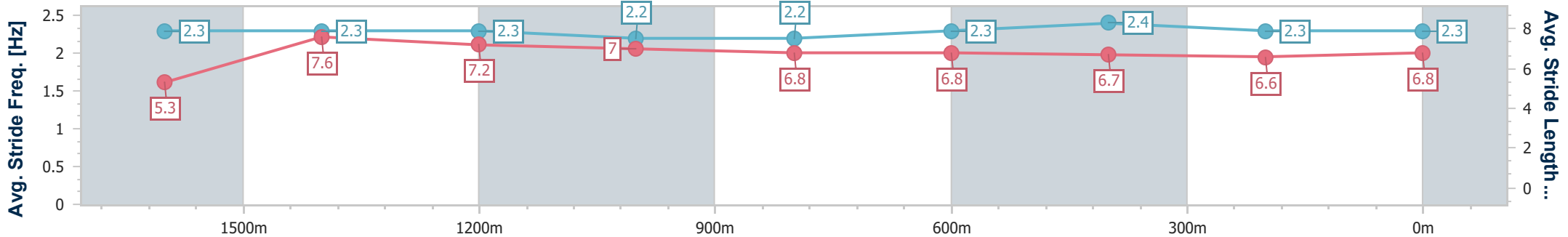
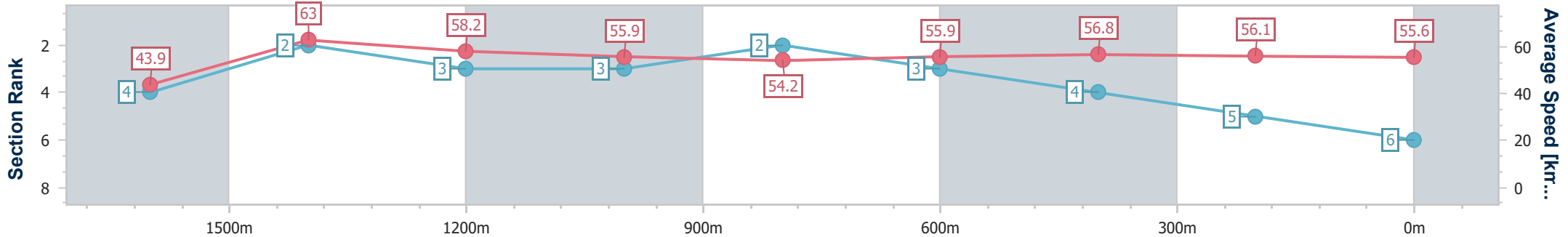


Toowoomba QLD Professional
 Race 7: WHOLESALE HORSEWEAR HOUSE BENCHMARK 70
 Handicap - 1890m
 13 April 2024 - 20:50



Track Rating: Good 4 , Weather: Fine , Rail Position: +5m Entire

Section	Overall	1600m	1400m	1200m	1000m	800m	600m	400m	200m
Section Times	2:05.92 [6] (0:23.74)	1:42.18 [4] (0:11.53)	1:30.65 [2] (0:12.54)	1:18.11 [3] (0:12.92)	1:05.19 [3] (0:13.48)	0:51.71 [2] (0:13.03)	0:38.68 [3] (0:12.79)	0:25.89 [4] (0:12.91)	0:12.98 [5] (0:12.98)
Average Speed [km/h]	43.9	63.0	58.2	55.9	54.2	55.9	56.8	56.1	55.6
Top Speed [km/h]	62.5	64.4	62.3	56.9	55.6	57.8	58.7	56.9	56.8
Avg. Dist. to Rail [m]	3.9	2.0	3.1	3.5	3.3	2.9	2.3	2.0	1.9
Avg. Stride Freq. [Hz]	2.3	2.3	2.3	2.2	2.2	2.3	2.4	2.3	2.3
Avg. Stride Length [m]	5.3	7.6	7.2	7.0	6.8	6.8	6.7	6.6	6.8



- [] Ranking at each section and finish
- .-.- No data available at this section
- NA No data available



Horse/Jockey Name	Del Campo
Final Rank	7
Fastest Section Time (Section)	0:11.91 (1600m)
Top Speed [km/h] (Section)	63.2 (1600m)
Race State	Finished

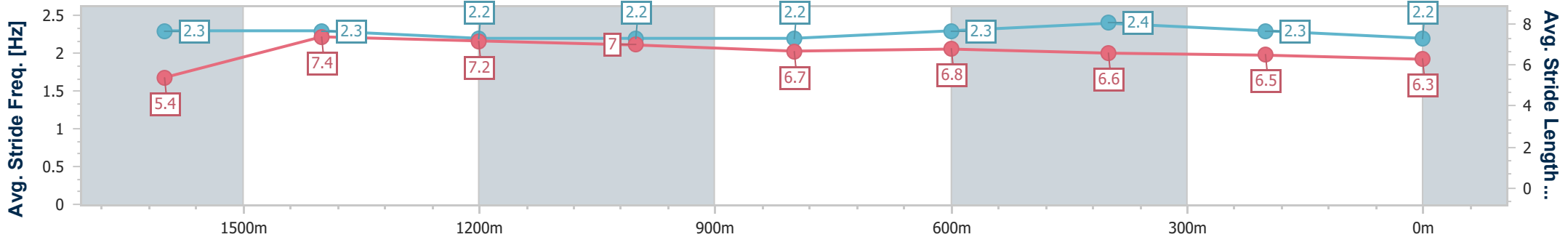
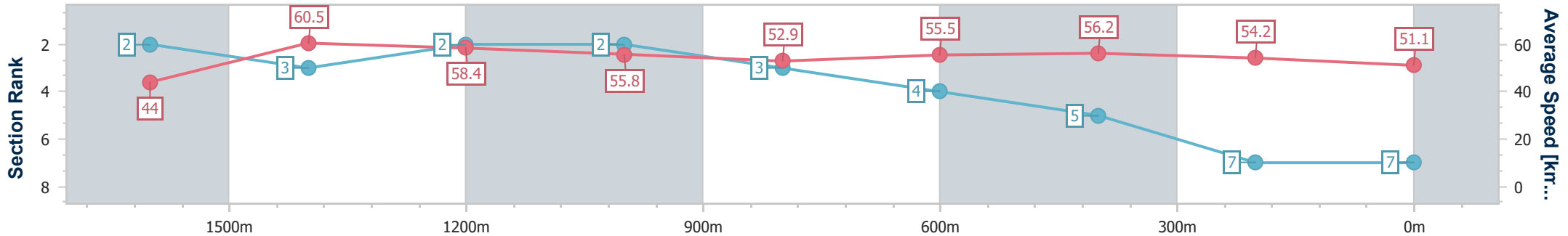


Toowoomba QLD Professional
 Race 7: WHOLESALE HORSEWEAR HOUSE BENCHMARK 70
 Handicap - 1890m
 13 April 2024 - 20:50



Track Rating: Good 4 , Weather: Fine , Rail Position: +5m Entire

Section	Overall	1600m	1400m	1200m	1000m	800m	600m	400m	200m
Section Times	2:07.50 [7] (0:23.44)	1:44.06 [2] (0:11.91)	1:32.15 [3] (0:12.36)	1:19.79 [2] (0:12.89)	1:06.90 [2] (0:13.61)	0:53.29 [3] (0:13.09)	0:40.20 [4] (0:12.85)	0:27.35 [5] (0:13.32)	0:14.03 [7] (0:14.03)
Average Speed [km/h]	44.0	60.5	58.4	55.8	52.9	55.5	56.2	54.2	51.1
Top Speed [km/h]	62.7	63.2	61.7	57.0	55.7	58.6	58.4	55.0	53.8
Avg. Dist. to Rail [m]	4.8	0.4	0.5	0.3	0.5	1.6	1.3	0.4	0.6
Avg. Stride Freq. [Hz]	2.3	2.3	2.2	2.2	2.2	2.3	2.4	2.3	2.2
Avg. Stride Length [m]	5.4	7.4	7.2	7.0	6.7	6.8	6.6	6.5	6.3



- [] Ranking at each section and finish
- .-.- No data available at this section
- NA No data available



Horse/Jockey Name	Andai Steppes
Final Rank	8
Fastest Section Time (Section)	0:11.63 (1600m)
Top Speed [km/h] (Section)	62.6 (1600m)
Race State	Finished

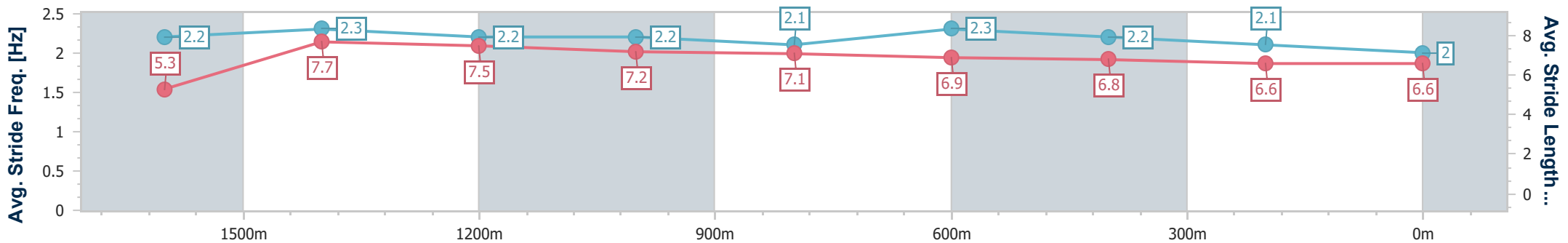
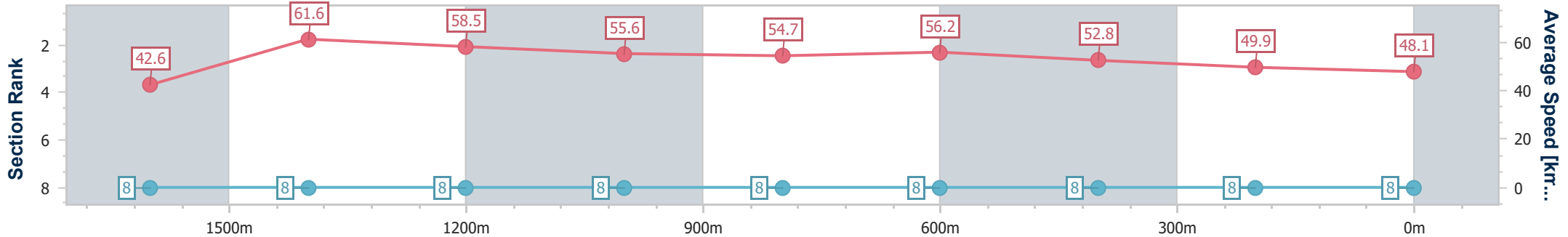


Toowoomba QLD Professional
 Race 7: WHOLESALE HORSEWEAR HOUSE BENCHMARK 70
 Handicap - 1890m
 13 April 2024 - 20:50



Track Rating: Good 4 , Weather: Fine , Rail Position: +5m Entire

Section	Overall	1600m	1400m	1200m	1000m	800m	600m	400m	200m
Section Times	2:11.12 [8] (0:24.52)	1:46.60 [8] (0:11.63)	1:34.97 [8] (0:12.44)	1:22.53 [8] (0:12.97)	1:09.56 [8] (0:13.27)	0:56.29 [8] (0:12.98)	0:43.31 [8] (0:13.85)	0:29.46 [8] (0:14.48)	0:14.98 [8] (0:14.98)
Average Speed [km/h]	42.6	61.6	58.5	55.6	54.7	56.2	52.8	49.9	48.1
Top Speed [km/h]	62.3	62.6	61.1	57.3	55.7	57.3	56.2	50.9	49.3
Avg. Dist. to Rail [m]	5.0	0.6	1.4	2.4	2.7	4.1	2.7	1.9	2.7
Avg. Stride Freq. [Hz]	2.2	2.3	2.2	2.2	2.1	2.3	2.2	2.1	2.0
Avg. Stride Length [m]	5.3	7.7	7.5	7.2	7.1	6.9	6.8	6.6	6.6



- [] Ranking at each section and finish
- .-.- No data available at this section
- NA No data available



Toowoomba QLD Professional

Race 8: MOORE TRAILERS Class 4 Handicap - 1200m

13 April 2024 - 21:29



Track Rating: Good 4 , Weather: Fine , Rail Position: +5m Entire

Section		Overall	1000m	800m	600m	400m	200m	Last 600m					
Field Times		1:02.93 (0:02.09)	1:00.84 (0:11.34)	0:49.50 (0:11.61)	0:37.89 (0:12.36)	0:25.53 (0:12.39)	0:13.14 (0:13.14)	0:37.89					
Rank	TAB Horse/Jockey	Barrier	Top Speed [km/h]	Fastest Section	Margin							Distance Travelled [m]	
1	1 THIS IS ONE Les Tilley	1	65.7 1000m	0:02.09 Overall	1:02.93 [1] (0:02.09)	1:00.84 [1] (0:11.34)	0:49.50 [1] (0:11.61)	0:37.89 [1] (0:12.36)	0:25.53 [1] (0:12.39)	0:13.14 [1] (0:13.14)	1:02.93	0:37.89	
2	2 FUN SPONGE Cobi Vitler	2	67.1 Overall	0:02.38 Overall	1:03.23 [2] (0:02.38)	1:00.85 [4] (0:11.32)	0:49.53 [3] (0:11.64)	0:37.89 [3] (0:12.39)	0:25.50 [3] (0:12.49)	0:13.01 [2] (0:13.01)	1.8L	0:37.89	+3
3	6 SADDLE BOY Justin Stanley	6	65.0 1000m	0:02.61 Overall	1:03.52 [3] (0:02.61)	1:00.91 [5] (0:11.30)	0:49.61 [5] (0:11.72)	0:37.89 [4] (0:12.28)	0:25.61 [4] (0:12.51)	0:13.10 [4] (0:13.10)	3.3L	0:37.89	+5
4	4 UPSTART LEGEND Olivia Webb	4	65.5 Overall	0:02.16 Overall	1:03.59 [4] (0:02.16)	1:01.43 [2] (0:11.29)	0:50.14 [2] (0:11.75)	0:38.39 [2] (0:12.42)	0:25.97 [2] (0:12.63)	0:13.34 [3] (0:13.34)	3.6L	0:38.39	+5
5	3 SEMPREINTE Karl Zechner	3	65.1 Overall	0:02.38 Overall	1:07.39 [5] (0:02.38)	1:05.01 [3] (0:11.39)	0:53.62 [4] (0:11.87)	0:41.75 [5] (0:12.73)	0:29.02 [5] (0:14.04)	0:14.98 [5] (0:14.98)	25.9L	0:41.75	+4

Scratched: Full Cry (#5), New York Gal (#8), I Am A Hit (#7)

[] Ranking at each section and finish
 -:-:-:- No data available at this section
 NA No data available

SCN Saddle cloth number
 DNF Did not finish
 DNT Did not track



Horse/Jockey Name	This Is One
Final Rank	1
Fastest Section Time (Section)	0:02.09 (Overall)
Top Speed [km/h] (Section)	65.7 (1000m)
Race State	Finished



Toowoomba QLD Professional

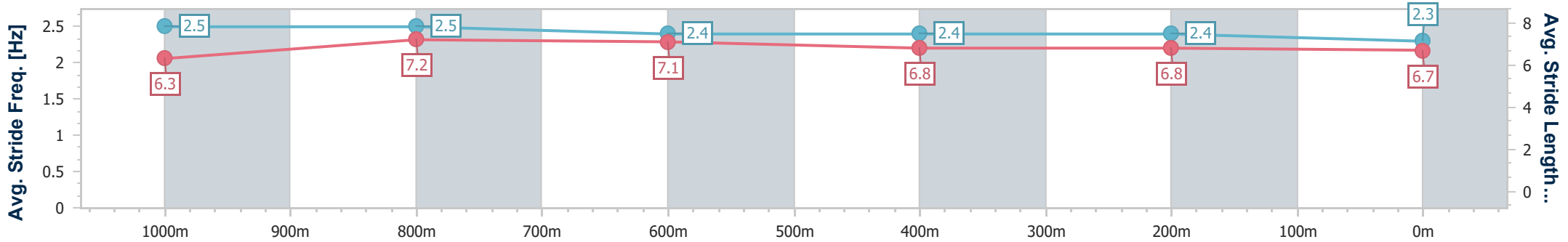
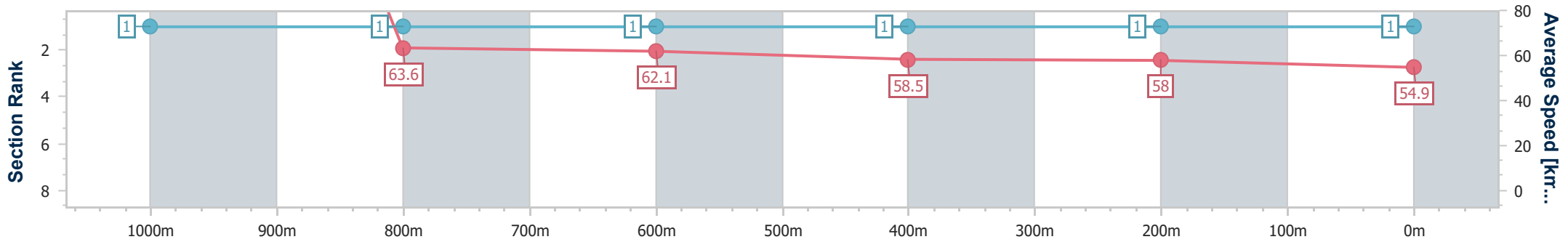
Race 8: MOORE TRAILERS Class 4 Handicap - 1200m

13 April 2024 - 21:29



Track Rating: Good 4 , Weather: Fine , Rail Position: +5m Entire

Section	Overall	1000m	800m	600m	400m	200m
Section Times	1:02.93 [1] (0:02.09)	1:00.84 [1] (0:11.34)	0:49.50 [1] (0:11.61)	0:37.89 [1] (0:12.36)	0:25.53 [1] (0:12.39)	0:13.14 [1] (0:13.14)
Average Speed [km/h]	343.5	63.6	62.1	58.5	58.0	54.9
Top Speed [km/h]	65.5	65.7	64.0	61.0	59.7	56.8
Avg. Dist. to Rail [m]	2.4	1.0	1.4	1.0	0.4	0.2
Avg. Stride Freq. [Hz]	2.5	2.5	2.4	2.4	2.4	2.3
Avg. Stride Length [m]	6.3	7.2	7.1	6.8	6.8	6.7



- [] Ranking at each section and finish
- .-.- No data available at this section
- NA No data available



Horse/Jockey Name	Fun Sponge
Final Rank	2
Fastest Section Time (Section)	0:02.38 (Overall)
Top Speed [km/h] (Section)	67.1 (Overall)
Race State	Finished



Toowoomba QLD Professional

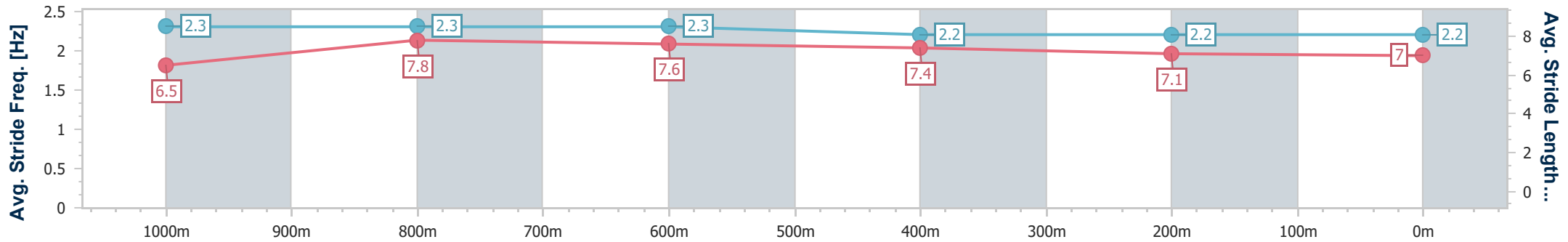
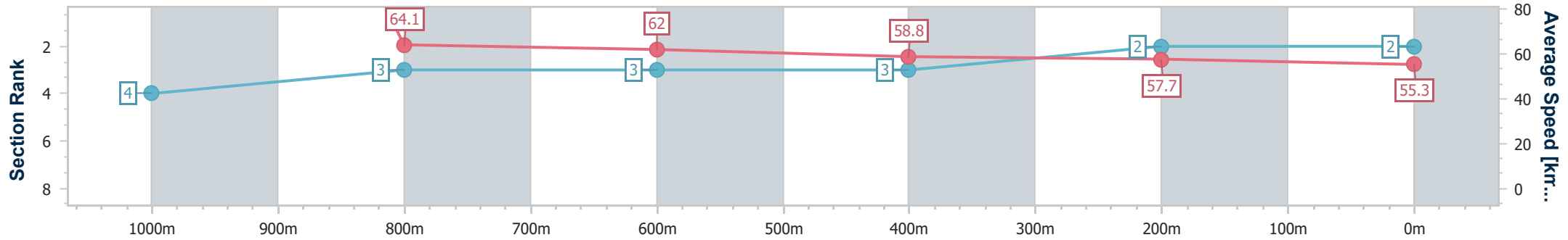
Race 8: MOORE TRAILERS Class 4 Handicap - 1200m

13 April 2024 - 21:29



Track Rating: Good 4 , Weather: Fine , Rail Position: +5m Entire

Section	Overall	1000m	800m	600m	400m	200m
Section Times	1:03.23 [2] (0:02.38)	1:00.85 [4] (0:11.32)	0:49.53 [3] (0:11.64)	0:37.89 [3] (0:12.39)	0:25.50 [3] (0:12.49)	0:13.01 [2] (0:13.01)
Average Speed [km/h]	302.6	64.1	62.0	58.8	57.7	55.3
Top Speed [km/h]	67.1	64.7	63.7	60.7	59.3	57.2
Avg. Dist. to Rail [m]	3.1	1.4	1.8	1.9	0.7	1.3
Avg. Stride Freq. [Hz]	2.3	2.3	2.3	2.2	2.2	2.2
Avg. Stride Length [m]	6.5	7.8	7.6	7.4	7.1	7.0



- [] Ranking at each section and finish
- .-.- No data available at this section
- NA No data available



Horse/Jockey Name	Saddle Boy
Final Rank	3
Fastest Section Time (Section)	0:02.61 (Overall)
Top Speed [km/h] (Section)	65.0 (1000m)
Race State	Finished



Toowoomba QLD Professional

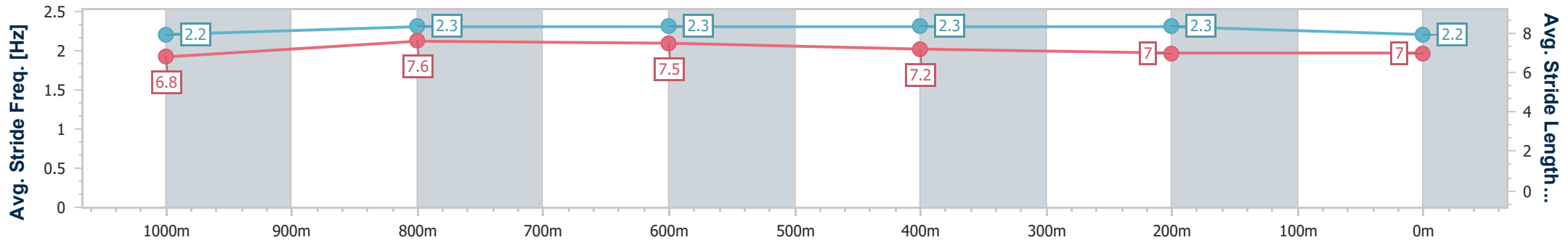
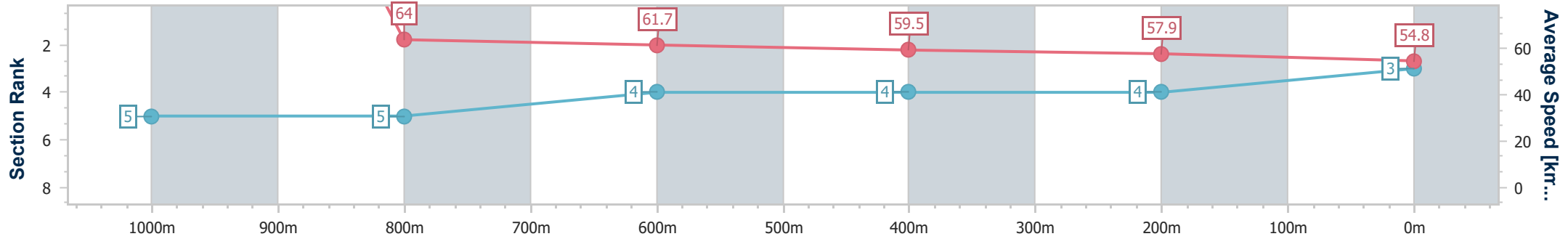
Race 8: MOORE TRAILERS Class 4 Handicap - 1200m

13 April 2024 - 21:29



Track Rating: Good 4 , Weather: Fine , Rail Position: +5m Entire

Section	Overall	1000m	800m	600m	400m	200m
Section Times	1:03.52 [3] (0:02.61)	1:00.91 [5] (0:11.30)	0:49.61 [5] (0:11.72)	0:37.89 [4] (0:12.28)	0:25.61 [4] (0:12.51)	0:13.10 [4] (0:13.10)
Average Speed [km/h]	276.7	64.0	61.7	59.5	57.9	54.8
Top Speed [km/h]	65.0	65.0	63.5	60.8	58.8	56.7
Avg. Dist. to Rail [m]	3.0	1.1	2.4	2.1	2.5	3.3
Avg. Stride Freq. [Hz]	2.2	2.3	2.3	2.3	2.3	2.2
Avg. Stride Length [m]	6.8	7.6	7.5	7.2	7.0	7.0



- [] Ranking at each section and finish
- .-.- No data available at this section
- NA No data available



Horse/Jockey Name	Upstart Legend
Final Rank	4
Fastest Section Time (Section)	0:02.16 (Overall)
Top Speed [km/h] (Section)	65.5 (Overall)
Race State	Finished



Toowoomba QLD Professional

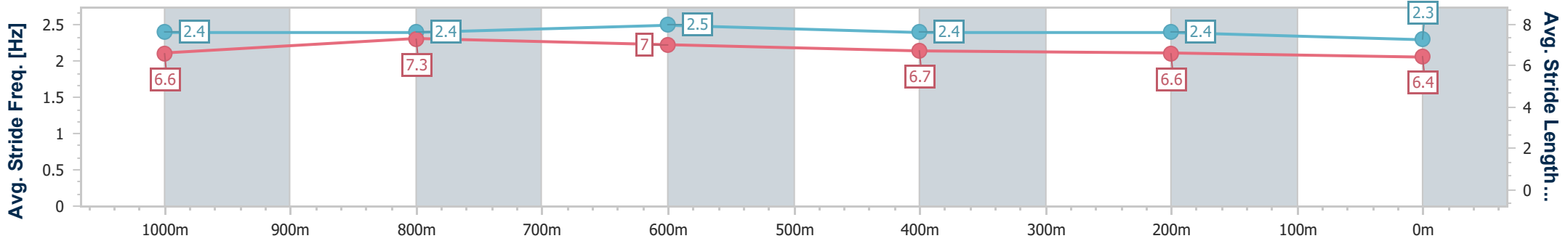
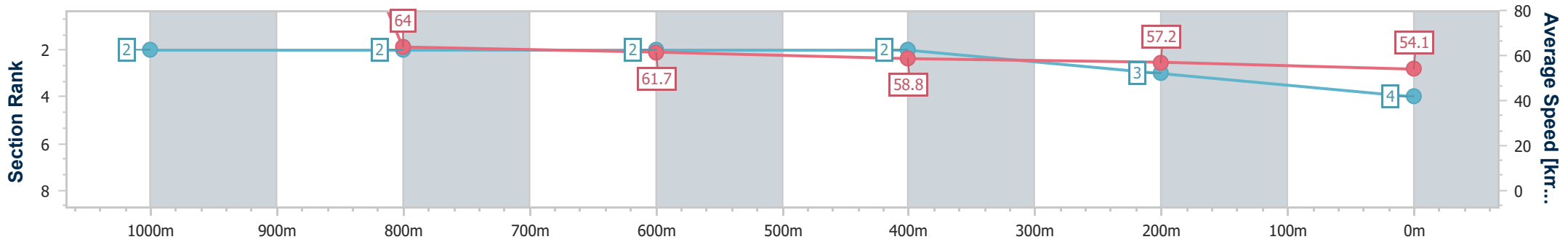
Race 8: MOORE TRAILERS Class 4 Handicap - 1200m

13 April 2024 - 21:29



Track Rating: Good 4 , Weather: Fine , Rail Position: +5m Entire

Section	Overall	1000m	800m	600m	400m	200m
Section Times	1:03.59 [4] (0:02.16)	1:01.43 [2] (0:11.29)	0:50.14 [2] (0:11.75)	0:38.39 [2] (0:12.42)	0:25.97 [2] (0:12.63)	0:13.34 [3] (0:13.34)
Average Speed [km/h]	333.3	64.0	61.7	58.8	57.2	54.1
Top Speed [km/h]	65.5	65.4	63.3	61.0	58.7	56.3
Avg. Dist. to Rail [m]	2.5	2.0	2.4	2.6	1.9	2.7
Avg. Stride Freq. [Hz]	2.4	2.4	2.5	2.4	2.4	2.3
Avg. Stride Length [m]	6.6	7.3	7.0	6.7	6.6	6.4



- [] Ranking at each section and finish
- .-.- No data available at this section
- NA No data available



Horse/Jockey Name	Sempreinte
Final Rank	5
Fastest Section Time (Section)	0:02.38 (Overall)
Top Speed [km/h] (Section)	65.1 (Overall)
Race State	Finished



Toowoomba QLD Professional

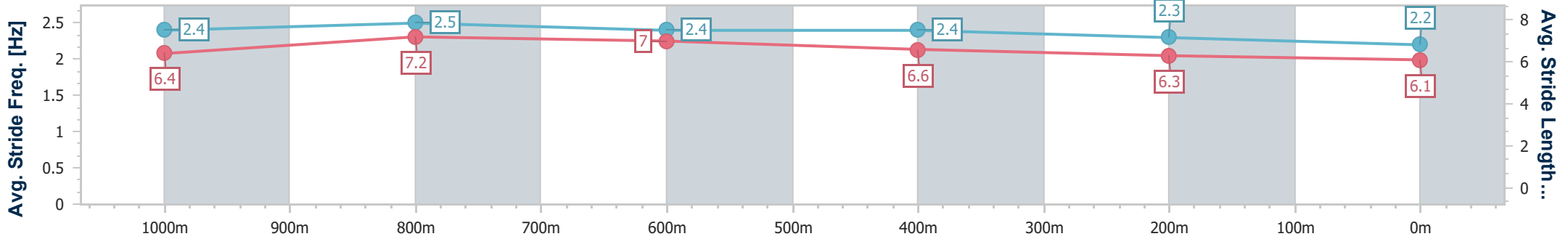
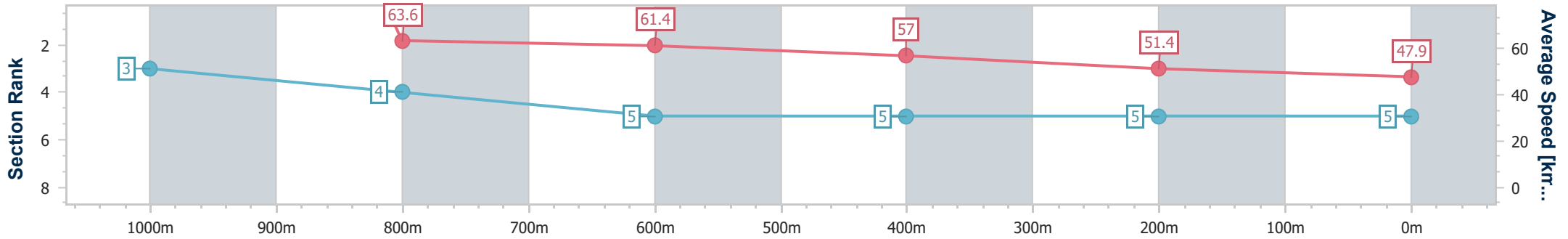
Race 8: MOORE TRAILERS Class 4 Handicap - 1200m

13 April 2024 - 21:29



Track Rating: Good 4 , Weather: Fine , Rail Position: +5m Entire

Section	Overall	1000m	800m	600m	400m	200m
Section Times	1:07.39 [5] (0:02.38)	1:05.01 [3] (0:11.39)	0:53.62 [4] (0:11.87)	0:41.75 [5] (0:12.73)	0:29.02 [5] (0:14.04)	0:14.98 [5] (0:14.98)
Average Speed [km/h]	302.7	63.6	61.4	57.0	51.4	47.9
Top Speed [km/h]	65.1	64.9	62.5	60.4	55.1	49.6
Avg. Dist. to Rail [m]	4.7	2.6	3.1	1.6	1.6	2.7
Avg. Stride Freq. [Hz]	2.4	2.5	2.4	2.4	2.3	2.2
Avg. Stride Length [m]	6.4	7.2	7.0	6.6	6.3	6.1



- [] Ranking at each section and finish
- .-.- No data available at this section
- NA No data available