



Doomben QLD Professional

Race 9: GALLOPERS SPORTS CLUB BENCHMARK 78 Handicap - 1350m

13 April 2024 - 16:45



BRISBANE
RACING CLUB

Track Rating: Good 4, Weather: Fine, Rail Position: +3.5m Entire

Section		Overall	1200m	1000m	800m	600m	400m	Last 600m				
Field Times		1:19.25 (0:10.72)	1:08.53 (0:10.68)	0:57.85 (0:11.13)	0:46.72 (0:11.75)	0:34.97 (0:11.64)	0:23.33 (0:11.59)	0:34.97				
Rank	TAB Horse/Jockey	Barrier	Top Speed [km/h]	Fastest Section	Distance Travelled [m]							
1	8 SONORA Ryan Maloney	8	67.9 1200m	0:10.78 1200m	1:19.25 [1] (0:10.90)	1:08.35 [4] (0:10.78)	0:57.57 [5] (0:11.34)	0:46.23 [5] (0:11.71)	0:34.52 [5] (0:11.64)	0:22.88 [5] (0:11.25)	0:34.52	
2	1 BRENTWOOD James Orman	1	69.3 1200m	0:10.59 1200m	1:19.36 [2] (0:11.01)	1:08.35 [6] (0:10.59)	0:57.76 [4] (0:11.11)	0:46.65 [2] (0:11.71)	0:34.94 [2] (0:11.71)	0:23.23 [2] (0:11.38)	0:34.94	-4
3	15 POETIC DRAMA Andrew Mallyon	15	66.8 400m	0:11.06 400m	1:19.53 [3] (0:11.46)	1:08.07 [13] (0:11.25)	0:56.82 [14] (0:11.13)	0:45.69 [13] (0:11.45)	0:34.24 [11] (0:11.57)	0:22.67 [11] (0:11.06)	0:34.24	-1
4	9 BOLD AND LUCY Nikita Beriman	9	67.3 1200m	0:10.99 400m	1:19.56 [4] (0:11.38)	1:08.18 [12] (0:11.08)	0:57.10 [12] (0:11.20)	0:45.90 [11] (0:11.66)	0:34.24 [12] (0:11.56)	0:22.68 [12] (0:10.99)	0:34.24	-1
5	11 MAYFAIR SPIRIT Boris Thornton	11	66.8 1200m	0:11.02 400m	1:19.65 [5] (0:11.18)	1:08.47 [10] (0:11.17)	0:57.30 [11] (0:11.31)	0:45.99 [12] (0:11.74)	0:34.25 [13] (0:11.52)	0:22.73 [13] (0:11.02)	0:34.25	-6
6	7 STARZAM Cejay Graham	7	68.0 1200m	0:11.01 Overall	1:19.74 [6] (0:11.01)	1:08.73 [7] (0:11.07)	0:57.66 [8] (0:11.32)	0:46.34 [8] (0:11.76)	0:34.58 [10] (0:11.49)	0:23.09 [9] (0:11.20)	0:34.58	-6
7	6 EVOCATOR Tahlia Fenlon	6	67.6 1200m	0:11.09 400m	1:19.76 [7] (0:11.84)	1:07.92 [16] (0:11.19)	0:56.73 [16] (0:11.23)	0:45.50 [16] (0:11.23)	0:34.27 [14] (0:11.73)	0:22.54 [16] (0:11.09)	0:34.27	-1
8	4 PATTON Justin Huxtable	4	67.5 Overall	0:10.94 1200m	1:19.78 [8] (0:10.98)	1:08.80 [5] (0:10.94)	0:57.86 [7] (0:11.27)	0:46.59 [6] (0:11.73)	0:34.86 [6] (0:11.56)	0:23.30 [6] (0:11.30)	0:34.86	-7
9	21 DEMON DELIVERA Kyle Wilson-Taylor	21	68.2 1200m	0:11.07 Overall	1:20.06 [9] (0:11.07)	1:08.99 [8] (0:11.10)	0:57.89 [9] (0:11.24)	0:46.65 [9] (0:11.73)	0:34.92 [9] (0:11.57)	0:23.35 [10] (0:11.34)	0:34.92	-6
10	12 ARGYLE PINK Angela Jones	12	68.9 1200m	0:10.69 1200m	1:20.09 [10] (0:10.83)	1:09.26 [3] (0:10.69)	0:58.57 [2] (0:11.29)	0:47.28 [3] (0:11.78)	0:35.50 [3] (0:11.69)	0:23.81 [4] (0:11.53)	0:35.50	-3

Scratched: Prepotent (#18), Crazy Train (#5), Fastconi (#10), He's Heaven (#2), Jamaican Rumba (#14)

[] Ranking at each section and finish
 -:-:- No data available at this section
 NA No data available

SCN Saddle cloth number
 DNF Did not finish
 DNT Did not track



Doomben QLD Professional

Race 9: GALLOPERS SPORTS CLUB BENCHMARK 78 Handicap - 1350m

13 April 2024 - 16:45



BRISBANE
RACING CLUB

Track Rating: Good 4, Weather: Fine, Rail Position: +3.5m Entire

Section		Overall	1200m	1000m	800m	600m	400m	Last 600m				
Field Times		1:19.25 (0:10.72)	1:08.53 (0:10.68)	0:57.85 (0:11.13)	0:46.72 (0:11.75)	0:34.97 (0:11.64)	0:23.33 (0:11.59)	0:34.97				
Rank	TAB Horse/Jockey	Barrier	Top Speed [km/h]	Fastest Section	Distance Travelled [m]							
11	20 COLLAY'S SPIRIT Samantha Collett	20	67.0 1200m	0:10.99 1200m	1:20.10 [11] (0:11.34)	1:08.76 [11] (0:10.99)	0:57.77 [10] (0:11.19)	0:46.58 [10] (0:11.56)	0:35.02 [8] (0:11.54)	0:23.48 [7] (0:11.35)	0:35.02	-2
12	13 CELESTIAL SOL Melea Castle	13	68.6 1200m	0:10.68 1200m	1:20.11 [12] (0:10.72)	1:09.39 [1] (0:10.68)	0:58.71 [1] (0:11.13)	0:47.58 [1] (0:11.75)	0:35.83 [1] (0:11.64)	0:24.19 [1] (0:11.65)	0:35.83	-6
13	17 BROCKY Bailey Wheeler	17	68.8 1200m	0:10.80 1200m	1:20.39 [13] (0:11.11)	1:09.28 [9] (0:10.80)	0:58.48 [6] (0:11.31)	0:47.17 [7] (0:11.79)	0:35.38 [7] (0:11.63)	0:23.75 [8] (0:11.46)	0:35.38	-5
14	19 TARPS Damien Thornton	19	68.4 Overall	0:10.74 1200m	1:20.56 [14] (0:10.83)	1:09.73 [2] (0:10.74)	0:58.99 [3] (0:11.29)	0:47.70 [4] (0:11.78)	0:35.92 [4] (0:11.55)	0:24.37 [3] (0:11.45)	0:35.92	-3
15	16 RITANI Vlad Duric	16	65.6 1200m	0:11.18 1200m	1:21.10 [15] (0:11.51)	1:09.59 [14] (0:11.18)	0:58.41 [13] (0:11.29)	0:47.12 [14] (0:11.72)	0:35.40 [16] (0:11.43)	0:23.97 [14] (0:11.18)	0:35.40	-5
16	3 MIYAKE Jake Bayliss	3	65.3 400m	0:11.26 1000m	1:22.44 [16] (0:11.70)	1:10.74 [15] (0:11.29)	0:59.45 [15] (0:11.26)	0:48.19 [15] (0:11.27)	0:36.92 [15] (0:11.63)	0:25.29 [15] (0:11.40)	0:36.92	+1

Scratched: Prepotent (#18), Crazy Train (#5), Fastconi (#10), He's Heaven (#2), Jamaican Rumba (#14)



Doomben QLD Professional

Race 9: GALLOPERS SPORTS CLUB BENCHMARK 78 Handicap - 1350m

13 April 2024 - 16:45



BRISBANE
RACING CLUB

Track Rating: Good 4, Weather: Fine, Rail Position: +3.5m Entire

Section				200m				Last 600m	
Field Times				0:11.74 (0:11.74)				0:34.97	
Rank	TAB	Horse/Jockey	Barrier	Top Speed [km/h]	Fastest Section	Margin			Distance Travelled [m]
1	8	SONORA Ryan Maloney	8	67.9 1200m	0:10.78 1200m	0:11.63 [3] (0:11.63)	1:19.25		0:34.52
2	1	BRENTWOOD James Orman	1	69.3 1200m	0:10.59 1200m	0:11.85 [1] (0:11.85)	0.66L		0:34.94 -4
3	15	POETIC DRAMA Andrew Mallyon	15	66.8 400m	0:11.06 400m	0:11.61 [9] (0:11.61)	1.68L		0:34.24 -1
4	9	BOLD AND LUCY Nikita Beriman	9	67.3 1200m	0:10.99 400m	0:11.69 [8] (0:11.69)	1.85L		0:34.24 -1
5	11	MAYFAIR SPIRIT Boris Thornton	11	66.8 1200m	0:11.02 400m	0:11.71 [10] (0:11.71)	2.34L		0:34.25 -6
6	7	STARZAM Cejay Graham	7	68.0 1200m	0:11.01 Overall	0:11.89 [7] (0:11.89)	2.86L		0:34.58 -6
7	6	EVOCATOR Tahlia Fenlon	6	67.6 1200m	0:11.09 400m	0:11.45 [15] (0:11.45)	3L		0:34.27 -1
8	4	PATTON Justin Huxtable	4	67.5 Overall	0:10.94 1200m	0:12.00 [5] (0:12.00)	3.12L		0:34.86 -7
9	21	DEMON DELIVERA Kyle Wilson-Taylor	21	68.2 1200m	0:11.07 Overall	0:12.01 [12] (0:12.01)	4.74L		0:34.92 -6
10	12	ARGYLE PINK Angela Jones	12	68.9 1200m	0:10.69 1200m	0:12.28 [6] (0:12.28)	4.92L		0:35.50 -3

Scratched: Prepotent (#18), Crazy Train (#5), Fastconi (#10), He's Heaven (#2), Jamaican Rumba (#14)

Report Created: Sat 13 April 2024 17:22 GMT+10 (Note: Timing is based on position data)

Page 3/20

[] Ranking at each section and finish
-:--:-- No data available at this section
NA No data available

SCN Saddle cloth number
DNF Did not finish
DNT Did not track

data processed by TRIPLESDATA



Doomben QLD Professional

Race 9: GALLOPERS SPORTS CLUB BENCHMARK 78 Handicap - 1350m

13 April 2024 - 16:45



BRISBANE
RACING CLUB

Track Rating: Good 4, Weather: Fine, Rail Position: +3.5m Entire

Section				200m				Last 600m	
Field Times				0:11.74 (0:11.74)				0:34.97	
Rank	TAB	Horse/Jockey	Barrier	Top Speed [km/h]	Fastest Section	Margin			Distance Travelled [m]
11	20	COLLAY'S SPIRIT Samantha Collett	20	67.0 1200m	0:10.99 1200m (0:12.13)	5.02L		0:35.02	-2
12	13	CELESTIAL SOL Melea Castle	13	68.6 1200m	0:10.68 1200m (0:12.54)	5.08L		0:35.83	-6
13	17	BROCKY Bailey Wheeler	17	68.8 1200m	0:10.80 1200m (0:12.29)	6.71L		0:35.38	-5
14	19	TARPS Damien Thornton	19	68.4 Overall	0:10.74 1200m (0:12.92)	7.7L		0:35.92	-3
15	16	RITANI Vlad Duric	16	65.6 1200m	0:11.18 1200m (0:12.79)	10.91L		0:35.40	-5
16	3	MIYAKE Jake Bayliss	3	65.3 400m	0:11.26 1000m (0:13.89)	18.76L		0:36.92	+1

Scratched: Prepotent (#18), Crazy Train (#5), Fastconi (#10), He's Heaven (#2), Jamaican Rumba (#14)



Horse/Jockey Name	Sonora
Final Rank	1
Fastest Section Time (Section)	0:10.78 (1200m)
Top Speed [km/h] (Section)	67.9 (1200m)
Race State	Finished



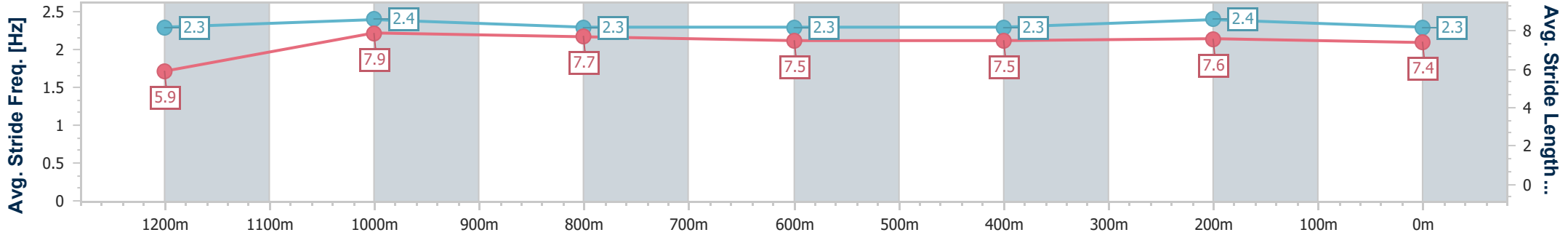
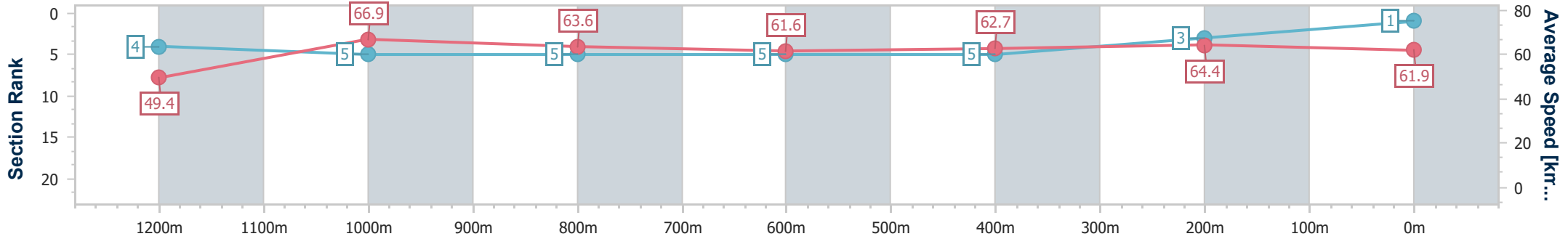
Doomben QLD Professional
Race 9: GALLOPERS SPORTS CLUB BENCHMARK 78
 Handicap - 1350m
 13 April 2024 - 16:45



BRISBANE
RACING CLUB

Track Rating: Good 4, Weather: Fine, Rail Position: +3.5m Entire

Section	Overall	1200m	1000m	800m	600m	400m	200m
Section Times	1:19.25 [1] (0:10.90)	1:08.35 [4] (0:10.78)	0:57.57 [5] (0:11.34)	0:46.23 [5] (0:11.71)	0:34.52 [5] (0:11.64)	0:22.88 [5] (0:11.25)	0:11.63 [3] (0:11.63)
Average Speed [km/h]	49.4	66.9	63.6	61.6	62.7	64.4	61.9
Top Speed [km/h]	66.5	67.9	64.8	63.5	63.7	64.9	64.8
Avg. Dist. to Rail [m]	13.4	4.2	0.6	0.9	1.9	5.4	7.2
Avg. Stride Freq. [Hz]	2.3	2.4	2.3	2.3	2.3	2.4	2.3
Avg. Stride Length [m]	5.9	7.9	7.7	7.5	7.5	7.6	7.4



- [] Ranking at each section and finish
- .-.- No data available at this section
- NA No data available



Horse/Jockey Name	Brentwood
Final Rank	2
Fastest Section Time (Section)	0:10.59 (1200m)
Top Speed [km/h] (Section)	69.3 (1200m)
Race State	Finished



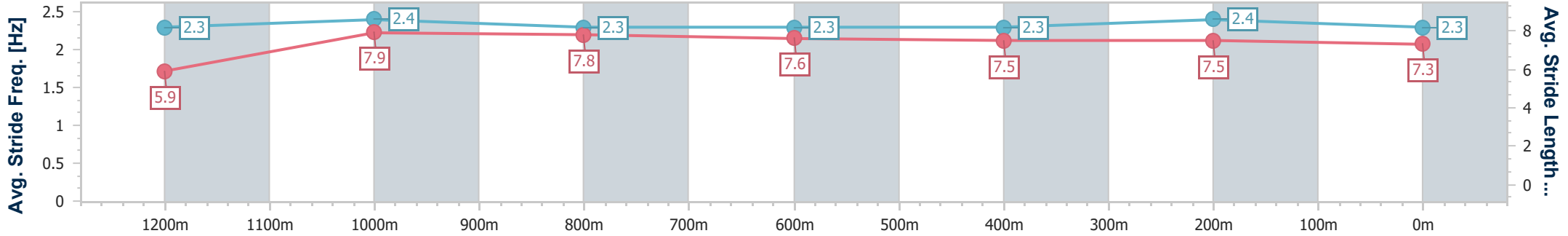
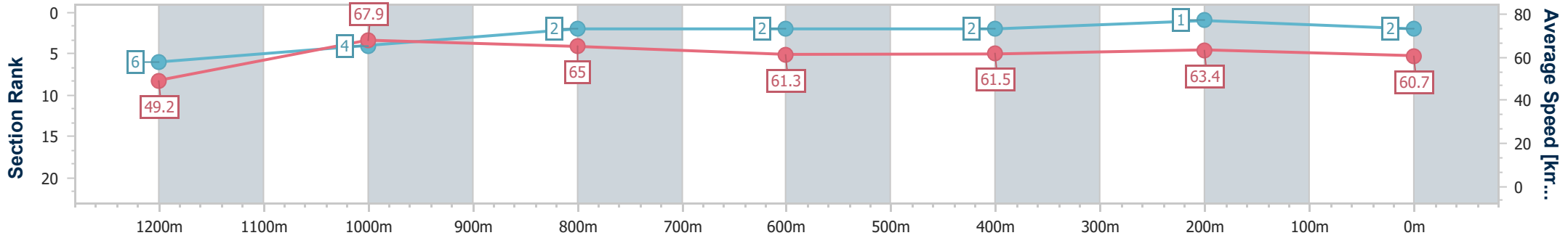
Doomben QLD Professional
Race 9: GALLOPERS SPORTS CLUB BENCHMARK 78
 Handicap - 1350m
 13 April 2024 - 16:45



BRISBANE
RACING CLUB

Track Rating: Good 4, Weather: Fine, Rail Position: +3.5m Entire

Section	Overall	1200m	1000m	800m	600m	400m	200m
Section Times	1:19.36 [2] (0:11.01)	1:08.35 [6] (0:10.59)	0:57.76 [4] (0:11.11)	0:46.65 [2] (0:11.71)	0:34.94 [2] (0:11.71)	0:23.23 [2] (0:11.38)	0:11.85 [1] (0:11.85)
Average Speed [km/h]	49.2	67.9	65.0	61.3	61.5	63.4	60.7
Top Speed [km/h]	68.9	69.3	67.8	63.2	62.1	66.0	65.1
Avg. Dist. to Rail [m]	11.3	3.4	1.0	0.4	0.3	2.8	3.1
Avg. Stride Freq. [Hz]	2.3	2.4	2.3	2.3	2.3	2.4	2.3
Avg. Stride Length [m]	5.9	7.9	7.8	7.6	7.5	7.5	7.3



- [] Ranking at each section and finish
- .-.- No data available at this section
- NA No data available



Horse/Jockey Name	Poetic Drama
Final Rank	3
Fastest Section Time (Section)	0:11.06 (400m)
Top Speed [km/h] (Section)	66.8 (400m)
Race State	Finished



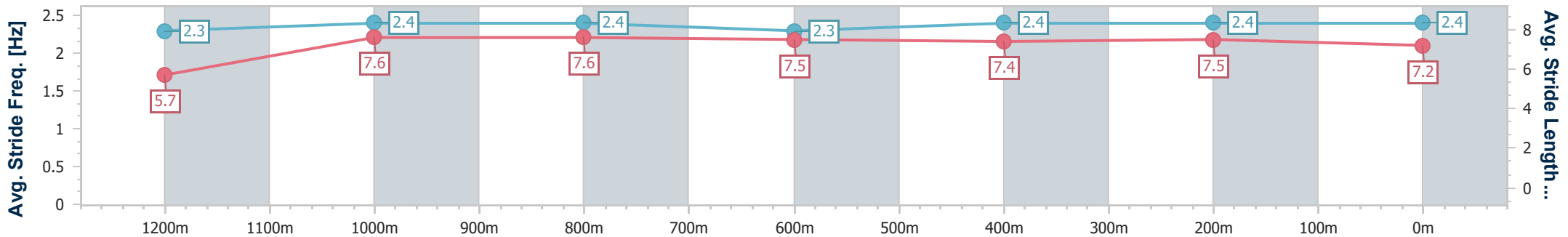
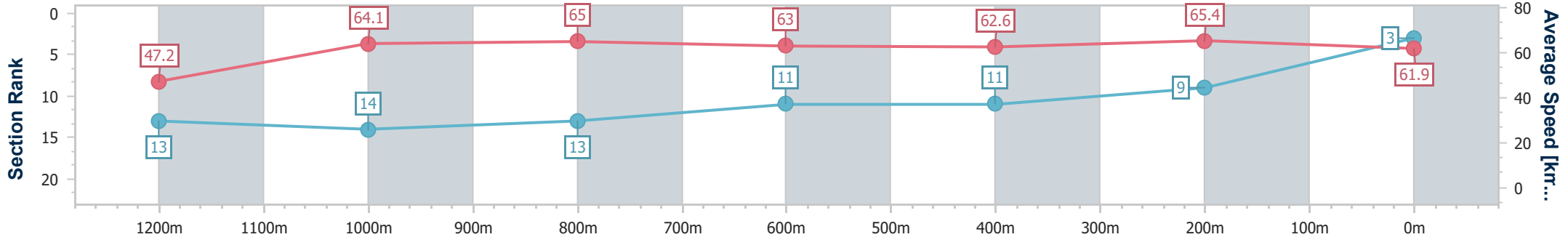
Doomben QLD Professional
Race 9: GALLOPERS SPORTS CLUB BENCHMARK 78
 Handicap - 1350m
 13 April 2024 - 16:45



BRISBANE
RACING CLUB

Track Rating: Good 4, Weather: Fine, Rail Position: +3.5m Entire

Section	Overall	1200m	1000m	800m	600m	400m	200m
Section Times	1:19.53 [3] (0:11.46)	1:08.07 [13] (0:11.25)	0:56.82 [14] (0:11.13)	0:45.69 [13] (0:11.45)	0:34.24 [11] (0:11.57)	0:22.67 [11] (0:11.06)	0:11.61 [9] (0:11.61)
Average Speed [km/h]	47.2	64.1	65.0	63.0	62.6	65.4	61.9
Top Speed [km/h]	64.7	65.7	65.8	65.3	64.4	66.8	65.1
Avg. Dist. to Rail [m]	11.8	2.1	0.9	0.5	1.0	5.6	8.1
Avg. Stride Freq. [Hz]	2.3	2.4	2.4	2.3	2.4	2.4	2.4
Avg. Stride Length [m]	5.7	7.6	7.6	7.5	7.4	7.5	7.2



- [] Ranking at each section and finish
- .-.- No data available at this section
- NA No data available



Horse/Jockey Name	Bold And Lucy
Final Rank	4
Fastest Section Time (Section)	0:10.99 (400m)
Top Speed [km/h] (Section)	67.3 (1200m)
Race State	Finished



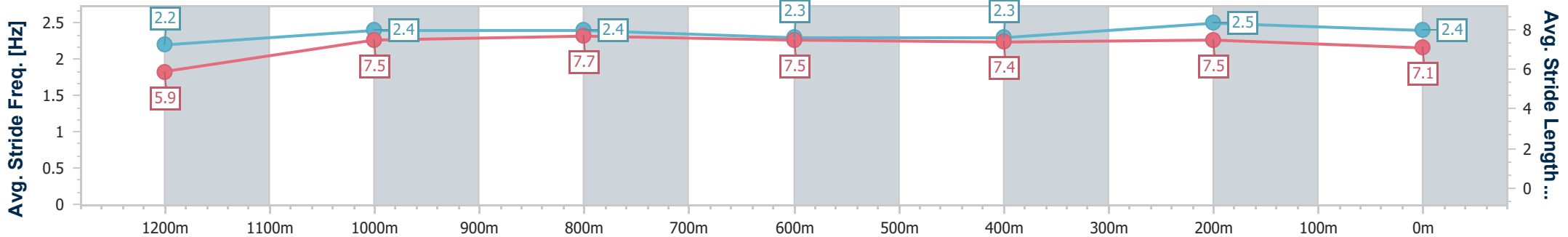
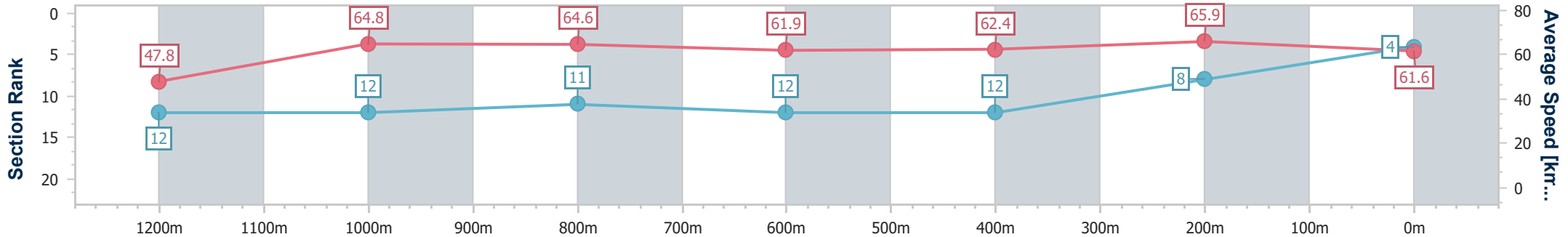
Doomben QLD Professional
 Race 9: GALLOPERS SPORTS CLUB BENCHMARK 78
 Handicap - 1350m
 13 April 2024 - 16:45



BRISBANE
 RACING CLUB

Track Rating: Good 4, Weather: Fine, Rail Position: +3.5m Entire

Section	Overall	1200m	1000m	800m	600m	400m	200m
Section Times	1:19.56 [4] (0:11.38)	1:08.18 [12] (0:11.08)	0:57.10 [12] (0:11.20)	0:45.90 [11] (0:11.66)	0:34.24 [12] (0:11.56)	0:22.68 [12] (0:10.99)	0:11.69 [8] (0:11.69)
Average Speed [km/h]	47.8	64.8	64.6	61.9	62.4	65.9	61.6
Top Speed [km/h]	65.9	67.3	65.8	64.2	63.4	67.2	65.6
Avg. Dist. to Rail [m]	8.5	1.6	1.0	0.7	0.4	4.7	7.9
Avg. Stride Freq. [Hz]	2.2	2.4	2.4	2.3	2.3	2.5	2.4
Avg. Stride Length [m]	5.9	7.5	7.7	7.5	7.4	7.5	7.1



- [] Ranking at each section and finish
- .-.- No data available at this section
- NA No data available



Horse/Jockey Name	Mayfair Spirit
Final Rank	5
Fastest Section Time (Section)	0:11.02 (400m)
Top Speed [km/h] (Section)	66.8 (1200m)
Race State	Finished



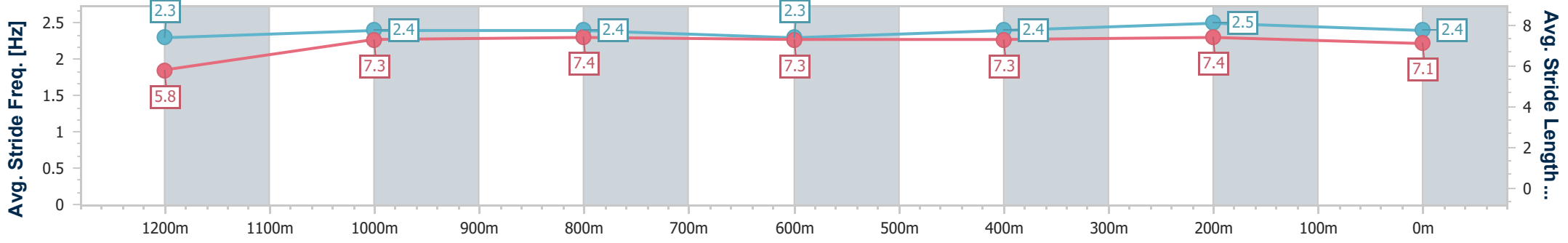
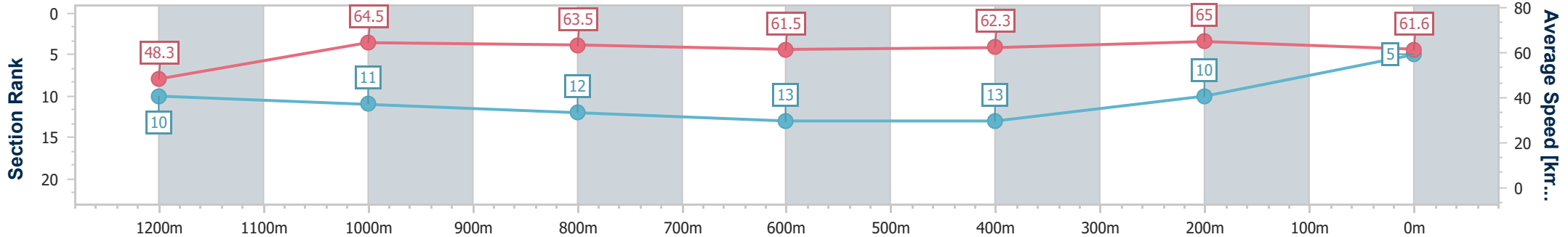
Doomben QLD Professional
 Race 9: GALLOPERS SPORTS CLUB BENCHMARK 78
 Handicap - 1350m
 13 April 2024 - 16:45



BRISBANE
 RACING CLUB

Track Rating: Good 4, Weather: Fine, Rail Position: +3.5m Entire

Section	Overall	1200m	1000m	800m	600m	400m	200m
Section Times	1:19.65 [5] (0:11.18)	1:08.47 [10] (0:11.17)	0:57.30 [11] (0:11.31)	0:45.99 [12] (0:11.74)	0:34.25 [13] (0:11.52)	0:22.73 [13] (0:11.02)	0:11.71 [10] (0:11.71)
Average Speed [km/h]	48.3	64.5	63.5	61.5	62.3	65.0	61.6
Top Speed [km/h]	66.4	66.8	65.3	62.9	63.7	66.1	65.8
Avg. Dist. to Rail [m]	1.8	0.7	0.6	0.2	0.8	1.2	0.5
Avg. Stride Freq. [Hz]	2.3	2.4	2.4	2.3	2.4	2.5	2.4
Avg. Stride Length [m]	5.8	7.3	7.4	7.3	7.3	7.4	7.1



- [] Ranking at each section and finish
- .-.- No data available at this section
- NA No data available



Horse/Jockey Name	Starzam
Final Rank	6
Fastest Section Time (Section)	0:11.01 (Overall)
Top Speed [km/h] (Section)	68.0 (1200m)
Race State	Finished



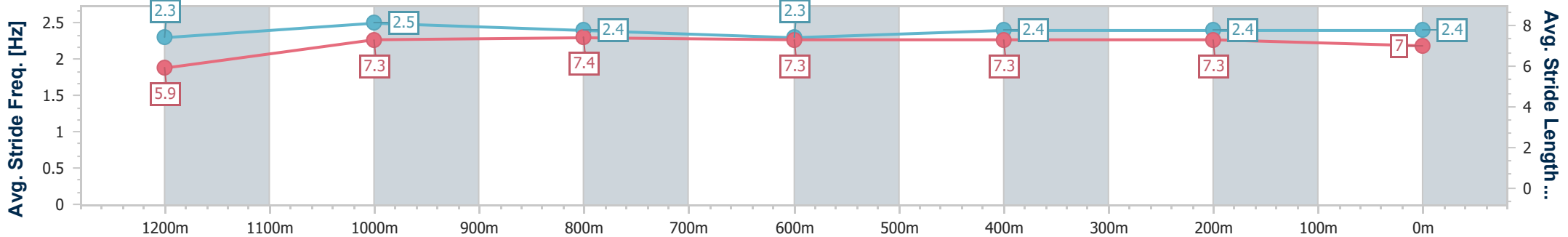
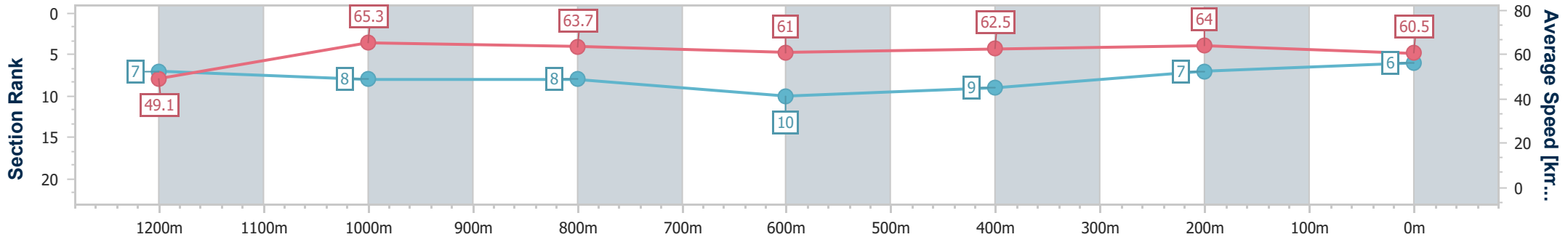
Doomben QLD Professional
Race 9: GALLOPERS SPORTS CLUB BENCHMARK 78
 Handicap - 1350m
 13 April 2024 - 16:45



BRISBANE
RACING CLUB

Track Rating: Good 4, Weather: Fine, Rail Position: +3.5m Entire

Section	Overall	1200m	1000m	800m	600m	400m	200m
Section Times	1:19.74 [6] (0:11.01)	1:08.73 [7] (0:11.07)	0:57.66 [8] (0:11.32)	0:46.34 [8] (0:11.76)	0:34.58 [10] (0:11.49)	0:23.09 [9] (0:11.20)	0:11.89 [7] (0:11.89)
Average Speed [km/h]	49.1	65.3	63.7	61.0	62.5	64.0	60.5
Top Speed [km/h]	67.3	68.0	65.8	62.2	63.7	64.6	62.6
Avg. Dist. to Rail [m]	2.8	0.7	0.5	0.2	0.9	0.6	0.8
Avg. Stride Freq. [Hz]	2.3	2.5	2.4	2.3	2.4	2.4	2.4
Avg. Stride Length [m]	5.9	7.3	7.4	7.3	7.3	7.3	7.0



- [] Ranking at each section and finish
- .-.- No data available at this section
- NA No data available



Horse/Jockey Name	Evocator
Final Rank	7
Fastest Section Time (Section)	0:11.09 (400m)
Top Speed [km/h] (Section)	67.6 (1200m)
Race State	Finished



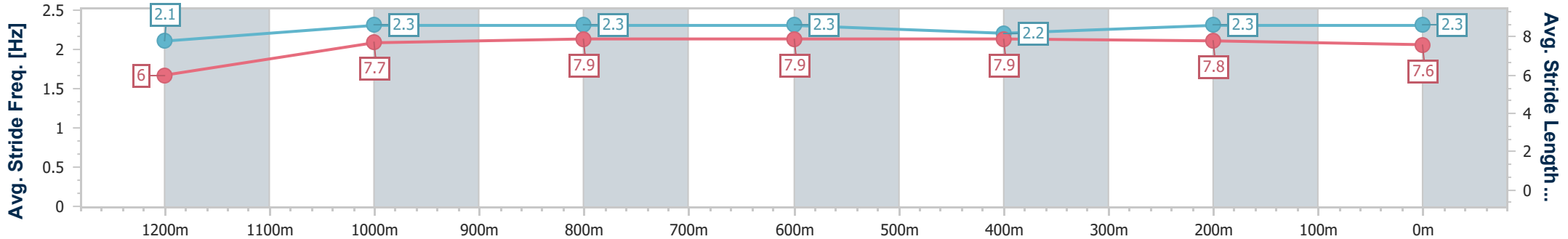
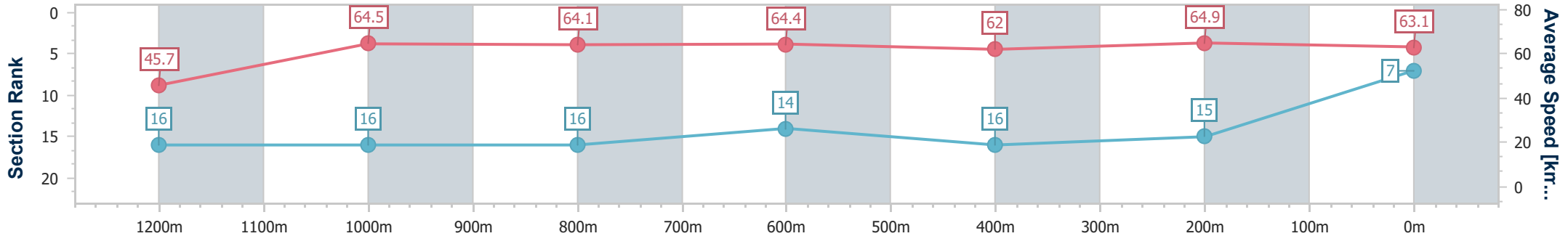
Doomben QLD Professional
Race 9: GALLOPERS SPORTS CLUB BENCHMARK 78
 Handicap - 1350m
 13 April 2024 - 16:45



BRISBANE
RACING CLUB

Track Rating: Good 4, Weather: Fine, Rail Position: +3.5m Entire

Section	Overall	1200m	1000m	800m	600m	400m	200m
Section Times	1:19.76 [7] (0:11.84)	1:07.92 [16] (0:11.19)	0:56.73 [16] (0:11.23)	0:45.50 [16] (0:11.23)	0:34.27 [14] (0:11.73)	0:22.54 [16] (0:11.09)	0:11.45 [15] (0:11.45)
Average Speed [km/h]	45.7	64.5	64.1	64.4	62.0	64.9	63.1
Top Speed [km/h]	64.4	67.6	65.3	65.8	63.3	67.0	65.6
Avg. Dist. to Rail [m]	7.1	1.2	0.5	1.3	1.2	3.6	8.6
Avg. Stride Freq. [Hz]	2.1	2.3	2.3	2.3	2.2	2.3	2.3
Avg. Stride Length [m]	6.0	7.7	7.9	7.9	7.9	7.8	7.6



- [] Ranking at each section and finish
- .-.- No data available at this section
- NA No data available



Horse/Jockey Name	Patton
Final Rank	8
Fastest Section Time (Section)	0:10.94 (1200m)
Top Speed [km/h] (Section)	67.5 (Overall)
Race State	Finished



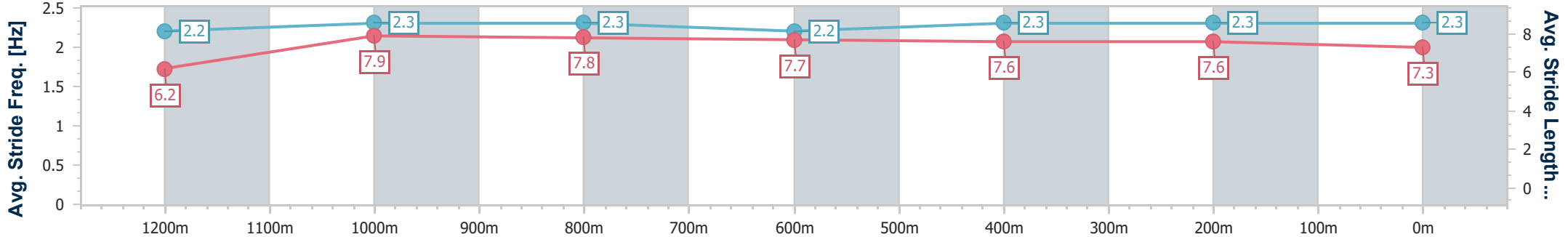
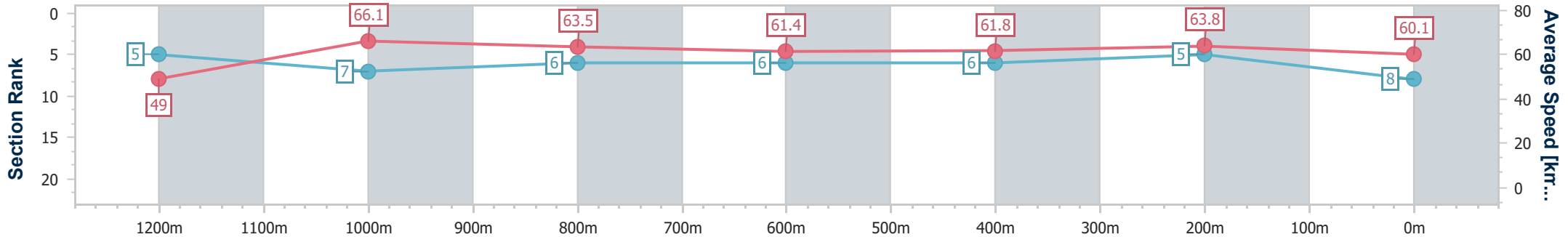
Doomben QLD Professional
Race 9: GALLOPERS SPORTS CLUB BENCHMARK 78
 Handicap - 1350m
 13 April 2024 - 16:45



BRISBANE
RACING CLUB

Track Rating: Good 4, Weather: Fine, Rail Position: +3.5m Entire

Section	Overall	1200m	1000m	800m	600m	400m	200m
Section Times	1:19.78 [8] (0:10.98)	1:08.80 [5] (0:10.94)	0:57.86 [7] (0:11.27)	0:46.59 [6] (0:11.73)	0:34.86 [6] (0:11.56)	0:23.30 [6] (0:11.30)	0:12.00 [5] (0:12.00)
Average Speed [km/h]	49.0	66.1	63.5	61.4	61.8	63.8	60.1
Top Speed [km/h]	67.5	67.5	65.6	62.5	63.1	65.1	63.1
Avg. Dist. to Rail [m]	4.5	0.5	0.8	0.8	0.8	2.1	3.4
Avg. Stride Freq. [Hz]	2.2	2.3	2.3	2.2	2.3	2.3	2.3
Avg. Stride Length [m]	6.2	7.9	7.8	7.7	7.6	7.6	7.3



- [] Ranking at each section and finish
- .-.- No data available at this section
- NA No data available



Horse/Jockey Name	Demon Delivera
Final Rank	9
Fastest Section Time (Section)	0:11.07 (Overall)
Top Speed [km/h] (Section)	68.2 (1200m)
Race State	Finished



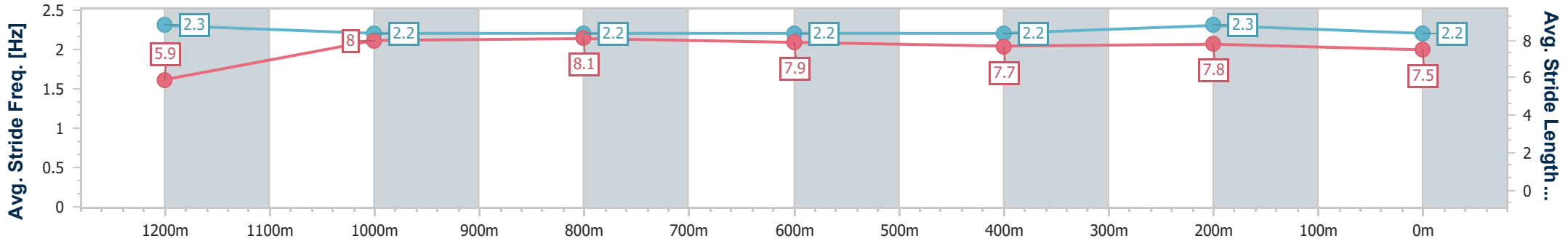
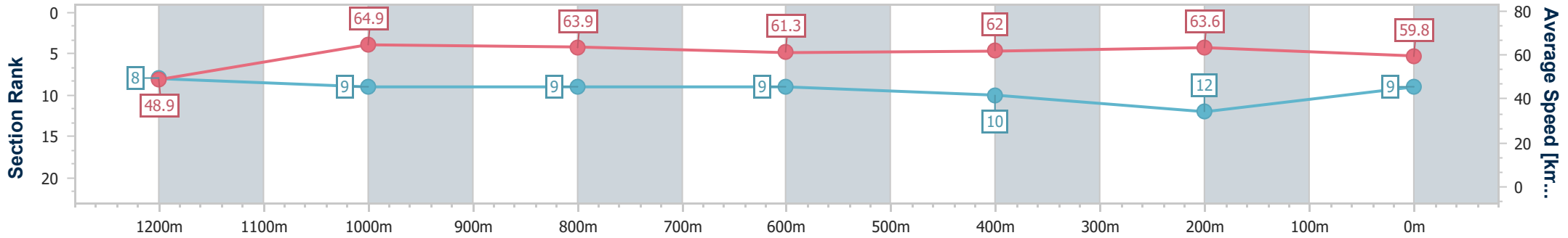
Doomben QLD Professional
Race 9: GALLOPERS SPORTS CLUB BENCHMARK 78
 Handicap - 1350m
 13 April 2024 - 16:45



BRISBANE
RACING CLUB

Track Rating: Good 4, Weather: Fine, Rail Position: +3.5m Entire

Section	Overall	1200m	1000m	800m	600m	400m	200m
Section Times	1:20.06 [9] (0:11.07)	1:08.99 [8] (0:11.10)	0:57.89 [9] (0:11.24)	0:46.65 [9] (0:11.73)	0:34.92 [9] (0:11.57)	0:23.35 [10] (0:11.34)	0:12.01 [12] (0:12.01)
Average Speed [km/h]	48.9	64.9	63.9	61.3	62.0	63.6	59.8
Top Speed [km/h]	67.5	68.2	66.3	62.7	63.3	64.8	62.9
Avg. Dist. to Rail [m]	3.9	1.5	0.7	0.7	0.7	1.5	3.4
Avg. Stride Freq. [Hz]	2.3	2.2	2.2	2.2	2.2	2.3	2.2
Avg. Stride Length [m]	5.9	8.0	8.1	7.9	7.7	7.8	7.5



- [] Ranking at each section and finish
- .-.- No data available at this section
- NA No data available



Horse/Jockey Name	Argyle Pink
Final Rank	10
Fastest Section Time (Section)	0:10.69 (1200m)
Top Speed [km/h] (Section)	68.9 (1200m)
Race State	Finished



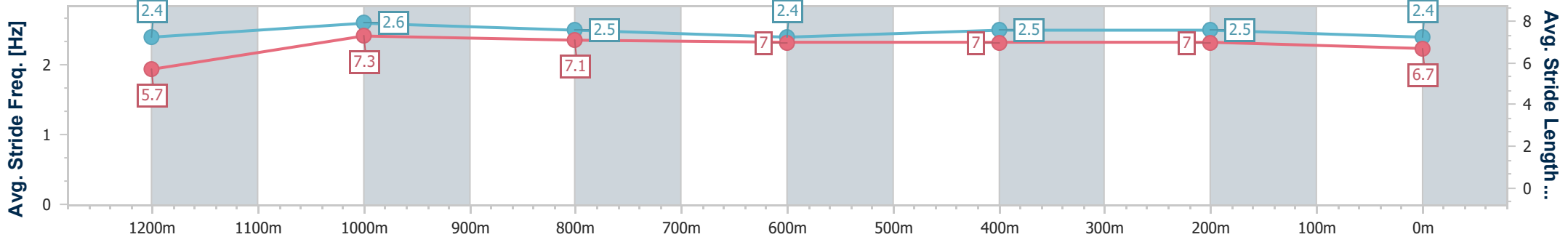
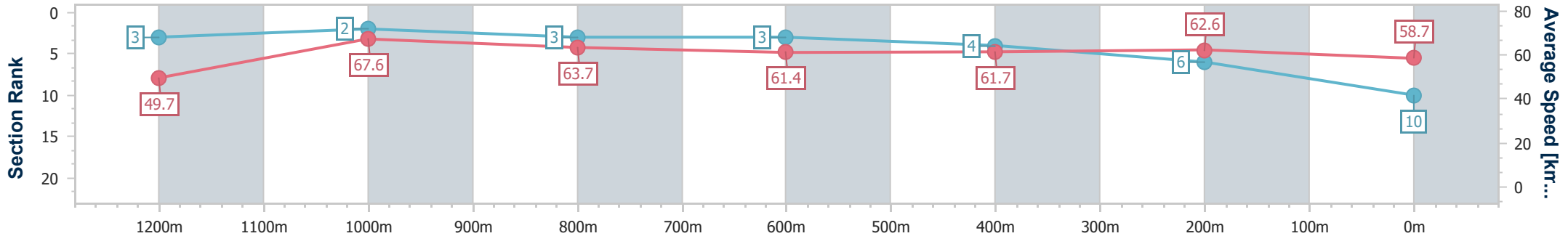
Doomben QLD Professional
Race 9: GALLOPERS SPORTS CLUB BENCHMARK 78
 Handicap - 1350m
 13 April 2024 - 16:45



BRISBANE
RACING CLUB

Track Rating: Good 4, Weather: Fine, Rail Position: +3.5m Entire

Section	Overall	1200m	1000m	800m	600m	400m	200m
Section Times	1:20.09 [10] (0:10.83)	1:09.26 [3] (0:10.69)	0:58.57 [2] (0:11.29)	0:47.28 [3] (0:11.78)	0:35.50 [3] (0:11.69)	0:23.81 [4] (0:11.53)	0:12.28 [6] (0:12.28)
Average Speed [km/h]	49.7	67.6	63.7	61.4	61.7	62.6	58.7
Top Speed [km/h]	66.7	68.9	65.4	62.6	63.5	63.4	62.0
Avg. Dist. to Rail [m]	3.1	1.3	0.5	1.1	0.6	2.8	3.0
Avg. Stride Freq. [Hz]	2.4	2.6	2.5	2.4	2.5	2.5	2.4
Avg. Stride Length [m]	5.7	7.3	7.1	7.0	7.0	7.0	6.7



- [] Ranking at each section and finish
- .-.- No data available at this section
- NA No data available



Horse/Jockey Name	Collay's Spirit
Final Rank	11
Fastest Section Time (Section)	0:10.99 (1200m)
Top Speed [km/h] (Section)	67.0 (1200m)
Race State	Finished



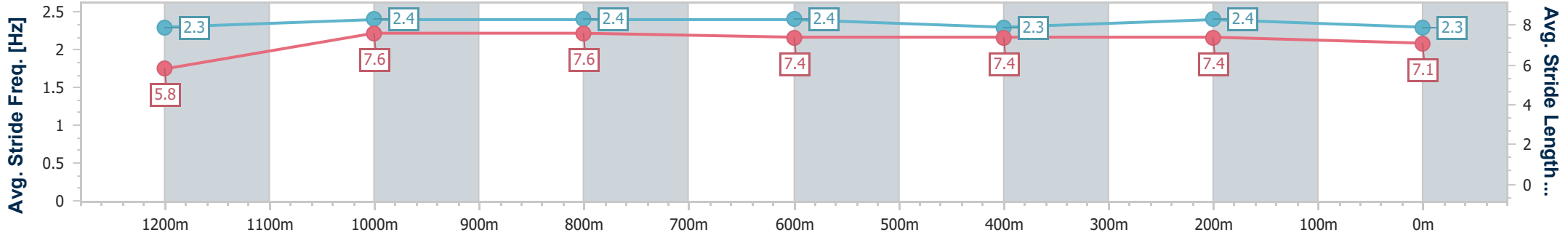
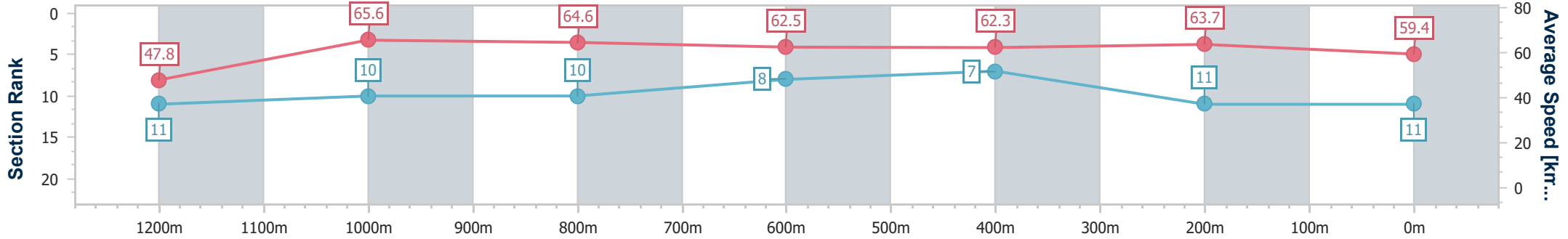
Doomben QLD Professional
Race 9: GALLOPERS SPORTS CLUB BENCHMARK 78
 Handicap - 1350m
 13 April 2024 - 16:45



BRISBANE
RACING CLUB

Track Rating: Good 4, Weather: Fine, Rail Position: +3.5m Entire

Section	Overall	1200m	1000m	800m	600m	400m	200m
Section Times	1:20.10 [11] (0:11.34)	1:08.76 [11] (0:10.99)	0:57.77 [10] (0:11.19)	0:46.58 [10] (0:11.56)	0:35.02 [8] (0:11.54)	0:23.48 [7] (0:11.35)	0:12.13 [11] (0:12.13)
Average Speed [km/h]	47.8	65.6	64.6	62.5	62.3	63.7	59.4
Top Speed [km/h]	66.3	67.0	66.0	64.4	63.3	65.1	63.4
Avg. Dist. to Rail [m]	10.5	2.1	1.4	0.5	0.5	3.8	6.5
Avg. Stride Freq. [Hz]	2.3	2.4	2.4	2.4	2.3	2.4	2.3
Avg. Stride Length [m]	5.8	7.6	7.6	7.4	7.4	7.4	7.1



- [] Ranking at each section and finish
- .-.- No data available at this section
- NA No data available



Horse/Jockey Name	Celestial Sol
Final Rank	12
Fastest Section Time (Section)	0:10.68 (1200m)
Top Speed [km/h] (Section)	68.6 (1200m)
Race State	Finished



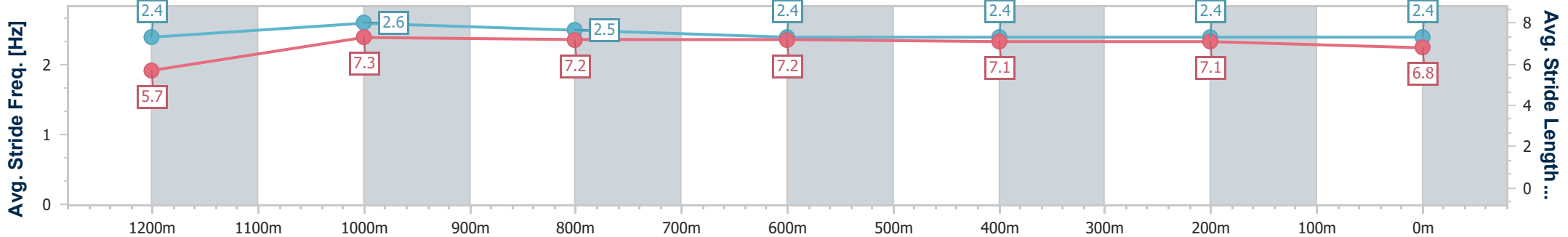
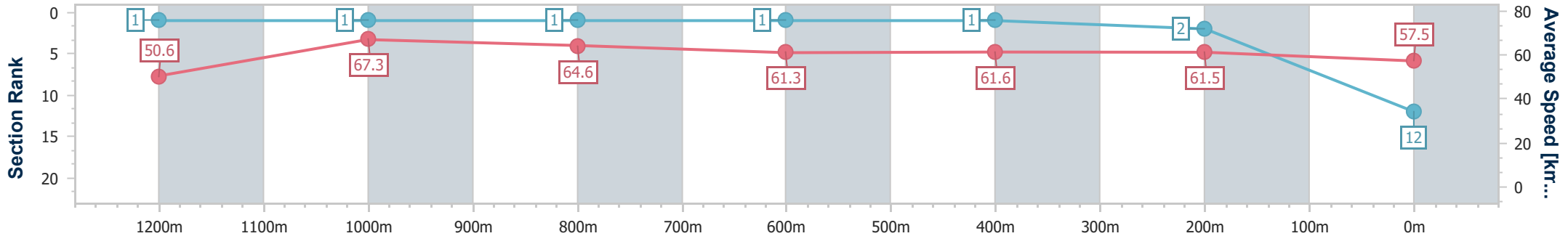
Doomben QLD Professional
Race 9: GALLOPERS SPORTS CLUB BENCHMARK 78
 Handicap - 1350m
 13 April 2024 - 16:45



BRISBANE
RACING CLUB

Track Rating: Good 4, Weather: Fine, Rail Position: +3.5m Entire

Section	Overall	1200m	1000m	800m	600m	400m	200m
Section Times	1:20.11 [12] (0:10.72)	1:09.39 [1] (0:10.68)	0:58.71 [1] (0:11.13)	0:47.58 [1] (0:11.75)	0:35.83 [1] (0:11.64)	0:24.19 [1] (0:11.65)	0:12.54 [2] (0:12.54)
Average Speed [km/h]	50.6	67.3	64.6	61.3	61.6	61.5	57.5
Top Speed [km/h]	67.6	68.6	66.1	62.9	61.8	62.2	60.3
Avg. Dist. to Rail [m]	9.6	2.1	0.9	0.1	1.0	1.9	1.8
Avg. Stride Freq. [Hz]	2.4	2.6	2.5	2.4	2.4	2.4	2.4
Avg. Stride Length [m]	5.7	7.3	7.2	7.2	7.1	7.1	6.8



- [] Ranking at each section and finish
- .-.- No data available at this section
- NA No data available



Horse/Jockey Name	Brocky
Final Rank	13
Fastest Section Time (Section)	0:10.80 (1200m)
Top Speed [km/h] (Section)	68.8 (1200m)
Race State	Finished



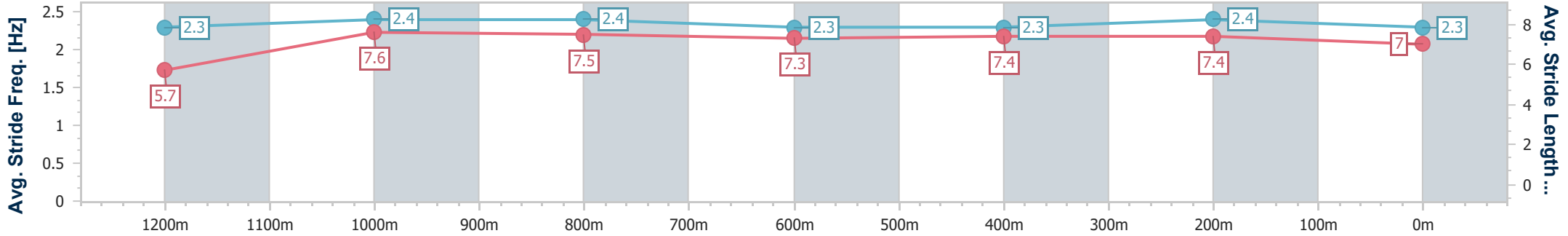
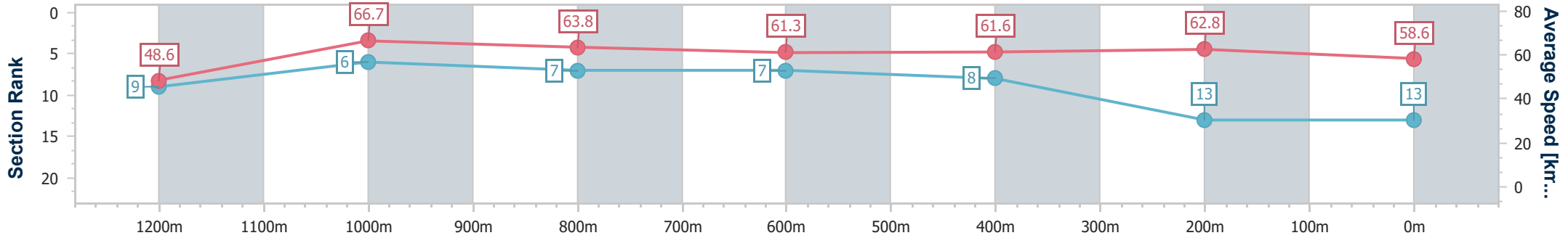
Doomben QLD Professional
 Race 9: GALLOPERS SPORTS CLUB BENCHMARK 78
 Handicap - 1350m
 13 April 2024 - 16:45



BRISBANE
 RACING CLUB

Track Rating: Good 4, Weather: Fine, Rail Position: +3.5m Entire

Section	Overall	1200m	1000m	800m	600m	400m	200m
Section Times	1:20.39 [13] (0:11.11)	1:09.28 [9] (0:10.80)	0:58.48 [6] (0:11.31)	0:47.17 [7] (0:11.79)	0:35.38 [7] (0:11.63)	0:23.75 [8] (0:11.46)	0:12.29 [13] (0:12.29)
Average Speed [km/h]	48.6	66.7	63.8	61.3	61.6	62.8	58.6
Top Speed [km/h]	65.4	68.8	66.1	63.1	62.7	64.0	63.1
Avg. Dist. to Rail [m]	7.8	2.1	0.9	0.3	0.5	2.2	4.7
Avg. Stride Freq. [Hz]	2.3	2.4	2.4	2.3	2.3	2.4	2.3
Avg. Stride Length [m]	5.7	7.6	7.5	7.3	7.4	7.4	7.0



- [] Ranking at each section and finish
- .-.- No data available at this section
- NA No data available



Horse/Jockey Name	Tarps
Final Rank	14
Fastest Section Time (Section)	0:10.74 (1200m)
Top Speed [km/h] (Section)	68.4 (Overall)
Race State	Finished



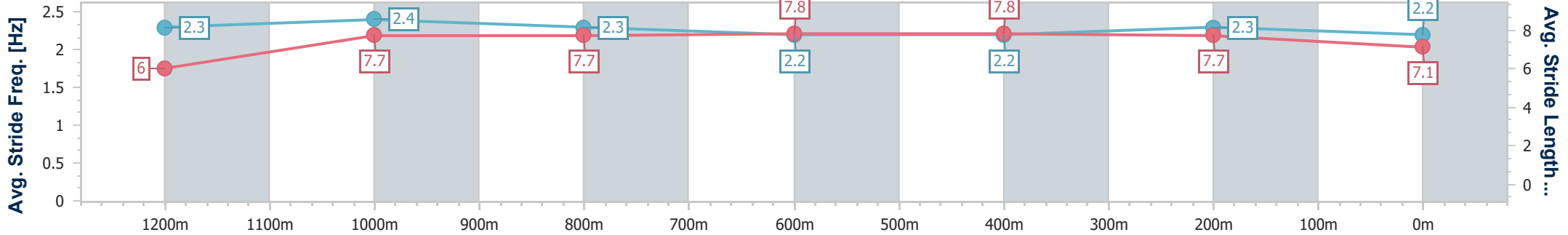
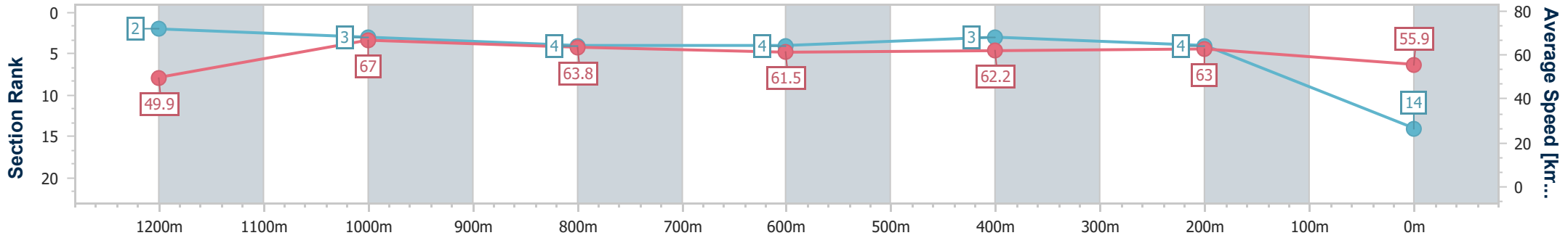
Doomben QLD Professional
Race 9: GALLOPERS SPORTS CLUB BENCHMARK 78
 Handicap - 1350m
 13 April 2024 - 16:45



BRISBANE
RACING CLUB

Track Rating: Good 4, Weather: Fine, Rail Position: +3.5m Entire

Section	Overall	1200m	1000m	800m	600m	400m	200m
Section Times	1:20.56 [14] (0:10.83)	1:09.73 [2] (0:10.74)	0:58.99 [3] (0:11.29)	0:47.70 [4] (0:11.78)	0:35.92 [4] (0:11.55)	0:24.37 [3] (0:11.45)	0:12.92 [4] (0:12.92)
Average Speed [km/h]	49.9	67.0	63.8	61.5	62.2	63.0	55.9
Top Speed [km/h]	68.4	68.3	65.8	62.8	63.4	64.1	60.9
Avg. Dist. to Rail [m]	7.0	1.7	1.0	0.5	0.3	4.1	6.0
Avg. Stride Freq. [Hz]	2.3	2.4	2.3	2.2	2.2	2.3	2.2
Avg. Stride Length [m]	6.0	7.7	7.7	7.8	7.8	7.7	7.1



- [] Ranking at each section and finish
- .-.- No data available at this section
- NA No data available



Horse/Jockey Name	Ritani
Final Rank	15
Fastest Section Time (Section)	0:11.18 (1200m)
Top Speed [km/h] (Section)	65.6 (1200m)
Race State	Finished



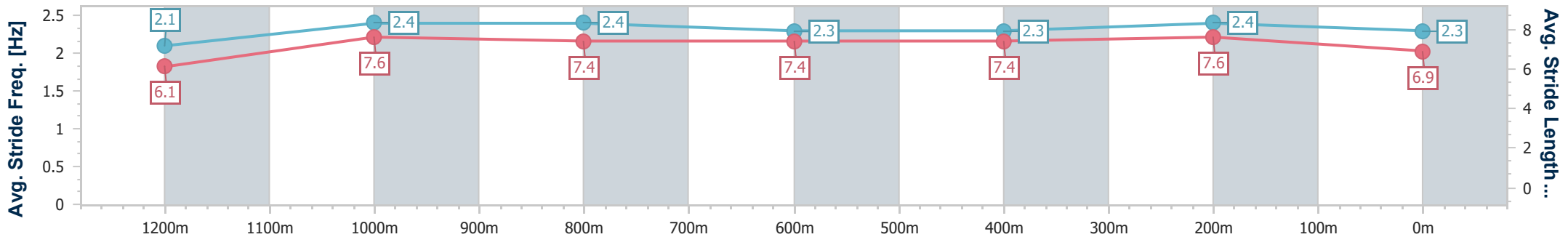
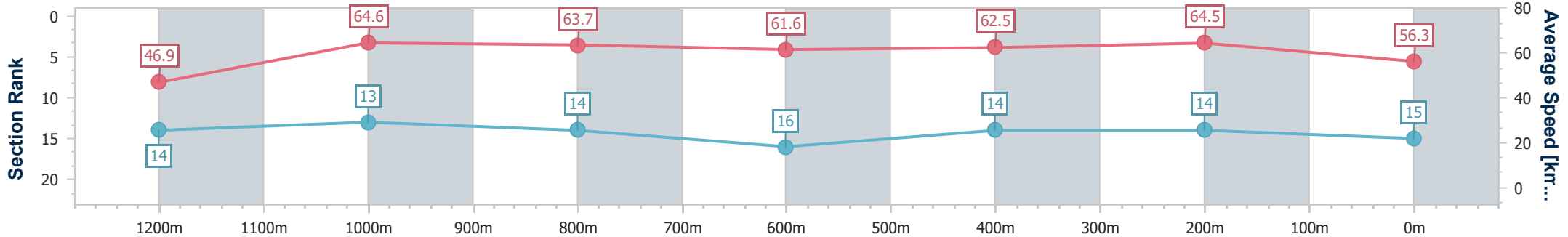
Doomben QLD Professional
 Race 9: GALLOPERS SPORTS CLUB BENCHMARK 78
 Handicap - 1350m
 13 April 2024 - 16:45



BRISBANE
 RACING CLUB

Track Rating: Good 4, Weather: Fine, Rail Position: +3.5m Entire

Section	Overall	1200m	1000m	800m	600m	400m	200m
Section Times	1:21.10 [15] (0:11.51)	1:09.59 [14] (0:11.18)	0:58.41 [13] (0:11.29)	0:47.12 [14] (0:11.72)	0:35.40 [16] (0:11.43)	0:23.97 [14] (0:11.18)	0:12.79 [14] (0:12.79)
Average Speed [km/h]	46.9	64.6	63.7	61.6	62.5	64.5	56.3
Top Speed [km/h]	65.0	65.6	65.3	63.5	64.0	65.5	62.4
Avg. Dist. to Rail [m]	7.4	0.3	0.3	0.7	1.0	2.3	3.0
Avg. Stride Freq. [Hz]	2.1	2.4	2.4	2.3	2.3	2.4	2.3
Avg. Stride Length [m]	6.1	7.6	7.4	7.4	7.4	7.6	6.9



- [] Ranking at each section and finish
- .-.- No data available at this section
- NA No data available



Horse/Jockey Name	Miyake
Final Rank	16
Fastest Section Time (Section)	0:11.26 (1000m)
Top Speed [km/h] (Section)	65.3 (400m)
Race State	Finished



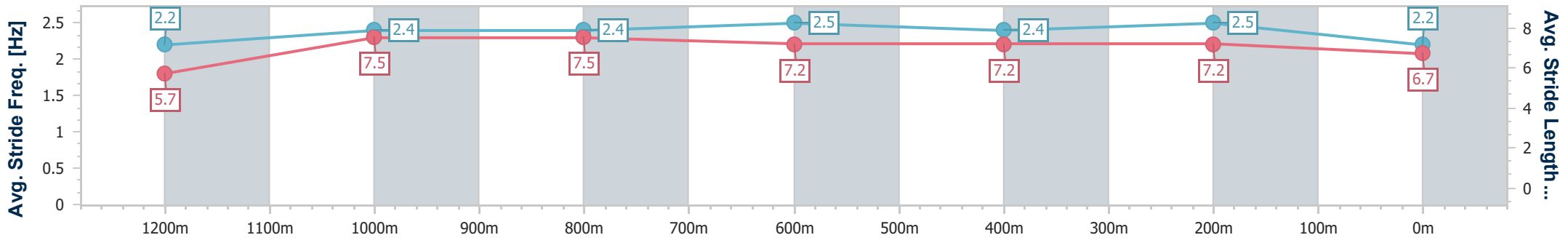
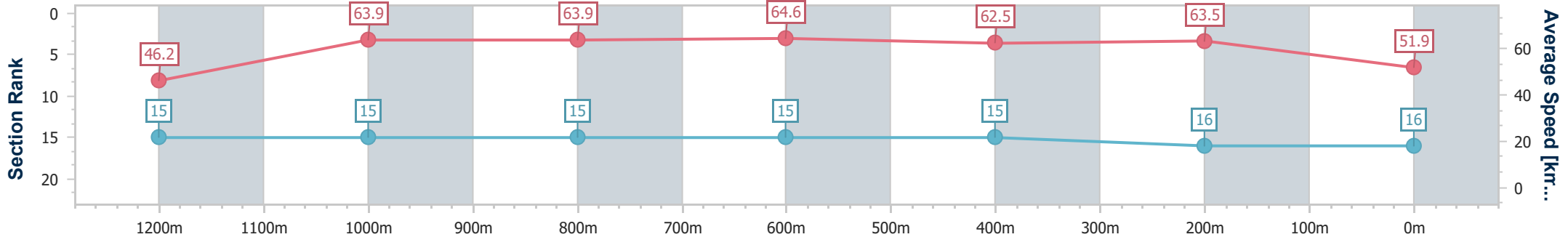
Doomben QLD Professional
Race 9: GALLOPERS SPORTS CLUB BENCHMARK 78
 Handicap - 1350m
 13 April 2024 - 16:45



BRISBANE
RACING CLUB

Track Rating: Good 4, Weather: Fine, Rail Position: +3.5m Entire

Section	Overall	1200m	1000m	800m	600m	400m	200m
Section Times	1:22.44 [16] (0:11.70)	1:10.74 [15] (0:11.29)	0:59.45 [15] (0:11.26)	0:48.19 [15] (0:11.27)	0:36.92 [15] (0:11.63)	0:25.29 [15] (0:11.40)	0:13.89 [16] (0:13.89)
Average Speed [km/h]	46.2	63.9	63.9	64.6	62.5	63.5	51.9
Top Speed [km/h]	64.4	65.2	65.1	65.3	64.1	65.3	61.2
Avg. Dist. to Rail [m]	13.6	2.8	0.6	1.4	2.0	4.8	3.9
Avg. Stride Freq. [Hz]	2.2	2.4	2.4	2.5	2.4	2.5	2.2
Avg. Stride Length [m]	5.7	7.5	7.5	7.2	7.2	7.2	6.7



- [] Ranking at each section and finish
- .-.- No data available at this section
- NA No data available