



Doomben QLD Professional

Race 6: DRINKWISE BENCHMARK 78 Handicap - 1110m

13 April 2024 - 14:50



BRISBANE
RACING CLUB

Track Rating: Good 4, Weather: Fine, Rail Position: +3.5m Entire

Section													
Field Times		Overall	1000m	800m	600m	400m	200m	Last 600m					
		1:03.70 (0:08.39)	0:55.31 (0:10.42)	0:44.89 (0:11.19)	0:33.70 (0:11.35)	0:22.35 (0:11.02)	0:11.33 (0:11.33)	0:33.70					
Rank	TAB Horse/Jockey	Barrier	Top Speed [km/h]	Fastest Section								Margin	Distance Travelled [m]
1	7 XTRAVAGANT STAR Ryan Maloney	7	71.0	0:08.48	1:03.70 [1] (0:08.48)	0:55.22 [2] (0:10.61)	0:44.61 [2] (0:11.02)	0:33.59 [2] (0:11.24)	0:22.35 [1] (0:11.02)	0:11.33 [1] (0:11.33)	1:03.70	0:33.59	
2	9 IMMORAL James Orman	9	69.5	0:08.53	1:03.86 [2] (0:08.53)	0:55.33 [4] (0:10.70)	0:44.63 [3] (0:11.19)	0:33.44 [3] (0:11.23)	0:22.21 [4] (0:10.89)	0:11.32 [3] (0:11.32)	0.16L	0:33.44	-11
3	12 AOPHIS Georgina Cartwright	12	70.4	0:08.39	1:03.94 [3] (0:08.39)	0:55.55 [1] (0:10.42)	0:45.13 [1] (0:11.19)	0:33.94 [1] (0:11.39)	0:22.55 [2] (0:11.03)	0:11.52 [2] (0:11.52)	0.08L	0:33.94	-3
4	8 JEMELDI Kyle Wilson-Taylor	8	68.5	0:08.96	1:03.98 [4] (0:08.96)	0:55.02 [9] (0:10.74)	0:44.28 [9] (0:11.23)	0:33.05 [9] (0:11.02)	0:22.03 [7] (0:10.75)	0:11.28 [6] (0:11.28)	0.04L	0:33.05	-2
5	5 MUSCHIALLI Cejay Graham	5	70.5	0:08.82	1:04.18 [5] (0:08.82)	0:55.36 [7] (0:10.56)	0:44.80 [5] (0:11.17)	0:33.63 [5] (0:11.14)	0:22.49 [5] (0:11.03)	0:11.46 [7] (0:11.46)	0.2L	0:33.63	-9
6	6 SHAMROCK LU Michael Rodd	6	68.5	0:08.74	1:04.37 [6] (0:08.74)	0:55.63 [5] (0:10.77)	0:44.86 [6] (0:11.23)	0:33.63 [6] (0:11.13)	0:22.50 [6] (0:10.79)	0:11.71 [4] (0:11.71)	0.19L	0:33.63	+3
7	13 ZINGALONG Jim Byrne	13	68.1	0:08.52	1:04.41 [7] (0:08.52)	0:55.89 [3] (0:10.84)	0:45.05 [4] (0:11.11)	0:33.94 [4] (0:11.17)	0:22.77 [3] (0:11.06)	0:11.71 [5] (0:11.71)	0.04L	0:33.94	-4
8	11 BITCOIN BABY Tahlia Fenlon	11	68.6	0:09.34	1:04.60 [8] (0:09.34)	0:55.26 [10] (0:10.89)	0:44.37 [10] (0:10.74)	0:33.63 [10] (0:11.16)	0:22.47 [10] (0:10.91)	0:11.56 [9] (0:11.56)	0.19L	0:33.63	-9
9	3 KAVAK Boris Thornton	3	68.7	0:08.84	1:04.62 [9] (0:08.84)	0:55.78 [8] (0:10.73)	0:45.05 [7] (0:11.27)	0:33.78 [8] (0:11.17)	0:22.61 [8] (0:10.97)	0:11.64 [8] (0:11.64)	0.02L	0:33.78	-6
10	4 EASY SINGLE Damien Thornton	4	67.8	0:08.75	1:05.15 [10] (0:08.75)	0:56.40 [6] (0:10.91)	0:45.49 [8] (0:11.15)	0:34.34 [7] (0:11.24)	0:23.10 [9] (0:11.11)	0:11.99 [10] (0:11.99)	0.53L	0:34.34	+1

Scratched: Lost In Transit (#2), Ready For Anything (#14), Because The Night (#16), Lady Wardell (#15), Circularity (#1), Xpresso (#10)

[] Ranking at each section and finish
 -:-:- No data available at this section
 NA No data available

SCN Saddle cloth number
 DNF Did not finish
 DNT Did not track



Horse/Jockey Name	Xtravagant Star
Final Rank	1
Fastest Section Time (Section)	0:08.48 (Overall)
Top Speed [km/h] (Section)	71.0 (1000m)
Race State	Finished



Doomben QLD Professional

Race 6: DRINKWISE BENCHMARK 78 Handicap - 1110m

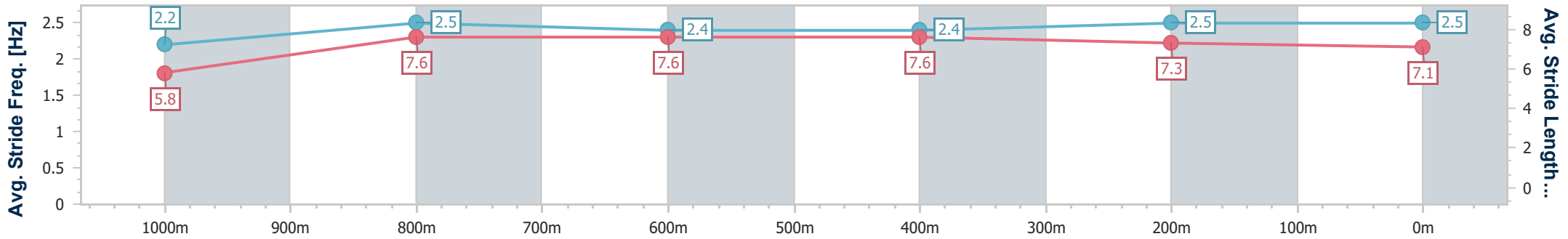
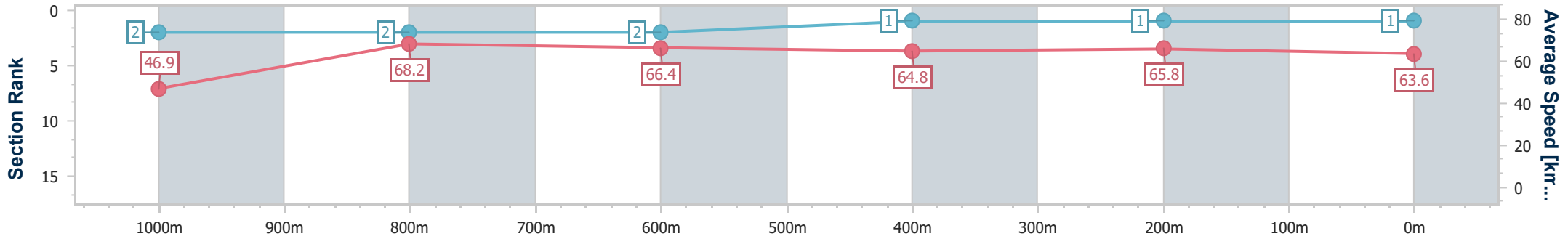
13 April 2024 - 14:50

Track Rating: Good 4, Weather: Fine, Rail Position: +3.5m Entire



BRISBANE RACING CLUB

Section	Overall	1000m	800m	600m	400m	200m
Section Times	1:03.70 [1] (0:08.48)	0:55.22 [2] (0:10.61)	0:44.61 [2] (0:11.02)	0:33.59 [2] (0:11.24)	0:22.35 [1] (0:11.02)	0:11.33 [1] (0:11.33)
Average Speed [km/h]	46.9	68.2	66.4	64.8	65.8	63.6
Top Speed [km/h]	65.1	71.0	69.5	67.2	67.5	67.6
Avg. Dist. to Rail [m]	3.3	1.9	2.9	2.9	2.7	2.0
Avg. Stride Freq. [Hz]	2.2	2.5	2.4	2.4	2.5	2.5
Avg. Stride Length [m]	5.8	7.6	7.6	7.6	7.3	7.1



- [] Ranking at each section and finish
- .-.- No data available at this section
- NA No data available



Horse/Jockey Name	Immoral
Final Rank	2
Fastest Section Time (Section)	0:08.53 (Overall)
Top Speed [km/h] (Section)	69.5 (1000m)
Race State	Finished



Doomben QLD Professional

Race 6: DRINKWISE BENCHMARK 78 Handicap - 1110m

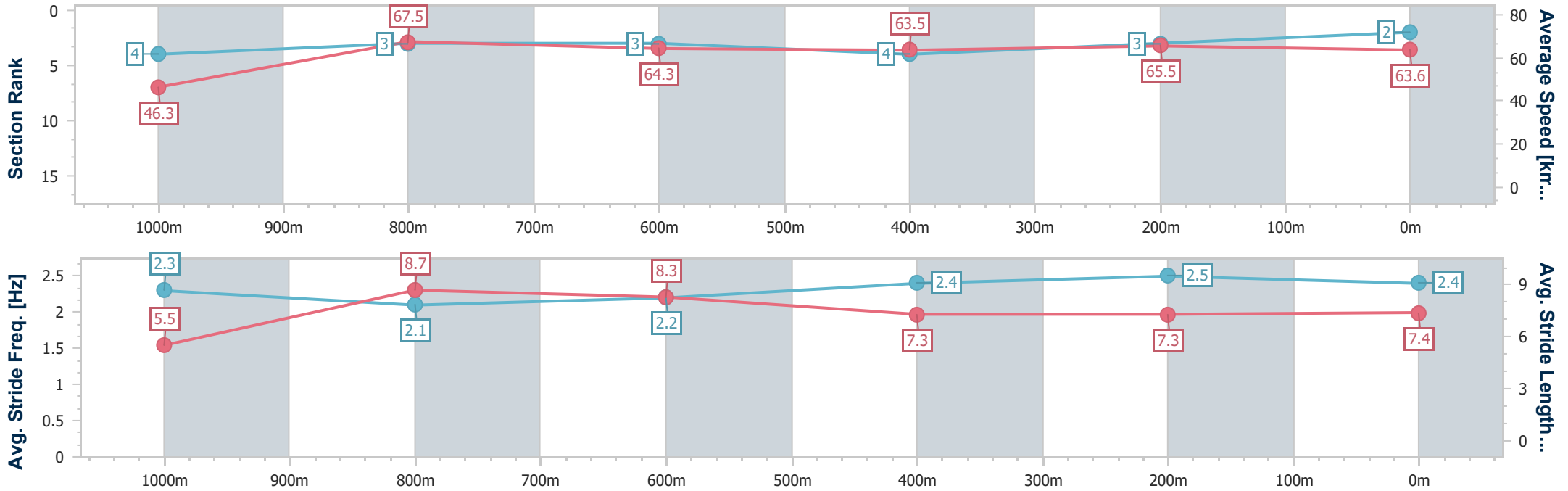
13 April 2024 - 14:50

Track Rating: Good 4, Weather: Fine, Rail Position: +3.5m Entire



BRISBANE RACING CLUB

Section	Overall	1000m	800m	600m	400m	200m
Section Times	1:03.86 [2] (0:08.53)	0:55.33 [4] (0:10.70)	0:44.63 [3] (0:11.19)	0:33.44 [3] (0:11.23)	0:22.21 [4] (0:10.89)	0:11.32 [3] (0:11.32)
Average Speed [km/h]	46.3	67.5	64.3	63.5	65.5	63.6
Top Speed [km/h]	65.1	69.5	65.4	65.3	67.4	66.8
Avg. Dist. to Rail [m]	1.7	0.5	0.6	1.7	1.8	0.4
Avg. Stride Freq. [Hz]	2.3	2.1	2.2	2.4	2.5	2.4
Avg. Stride Length [m]	5.5	8.7	8.3	7.3	7.3	7.4



- [] Ranking at each section and finish
- .-.- No data available at this section
- NA No data available



Horse/Jockey Name	Apophis
Final Rank	3
Fastest Section Time (Section)	0:08.39 (Overall)
Top Speed [km/h] (Section)	70.4 (1000m)
Race State	Finished



Doomben QLD Professional

Race 6: DRINKWISE BENCHMARK 78 Handicap - 1110m

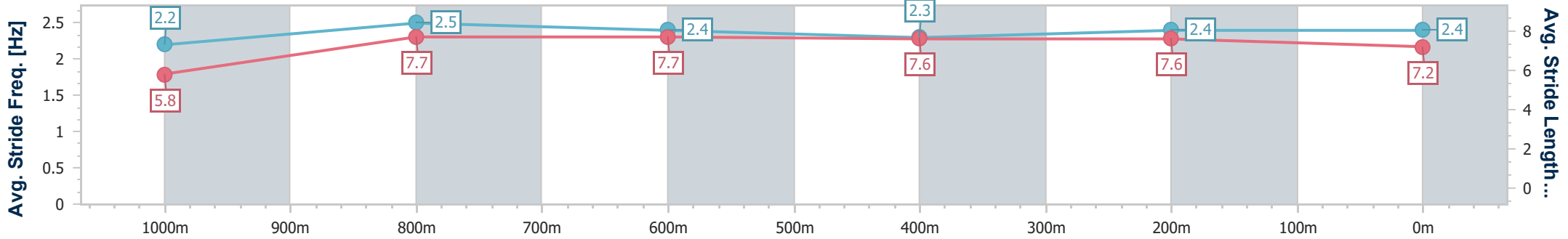
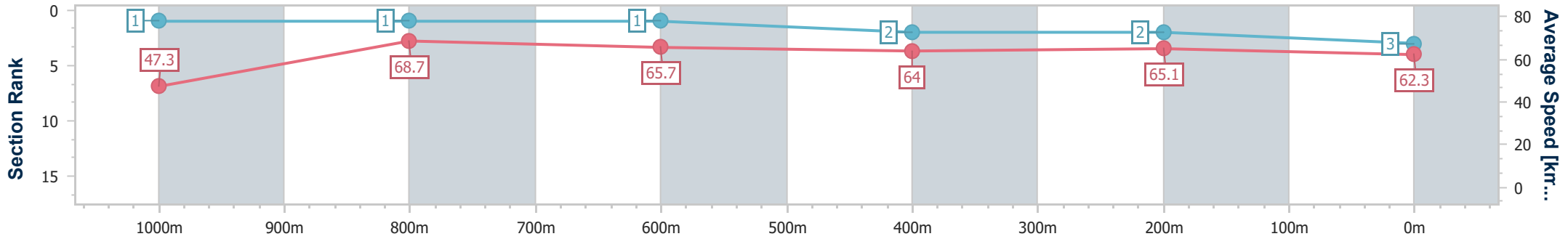
13 April 2024 - 14:50

Track Rating: Good 4, Weather: Fine, Rail Position: +3.5m Entire



BRISBANE RACING CLUB

Section	Overall	1000m	800m	600m	400m	200m
Section Times	1:03.94 [3] (0:08.39)	0:55.55 [1] (0:10.42)	0:45.13 [1] (0:11.19)	0:33.94 [1] (0:11.39)	0:22.55 [2] (0:11.03)	0:11.52 [2] (0:11.52)
Average Speed [km/h]	47.3	68.7	65.7	64.0	65.1	62.3
Top Speed [km/h]	68.7	70.4	67.8	65.6	67.4	66.9
Avg. Dist. to Rail [m]	4.7	1.3	3.7	2.7	1.7	1.9
Avg. Stride Freq. [Hz]	2.2	2.5	2.4	2.3	2.4	2.4
Avg. Stride Length [m]	5.8	7.7	7.7	7.6	7.6	7.2



- [] Ranking at each section and finish
- .-.- No data available at this section
- NA No data available



Horse/Jockey Name	Jemeldi
Final Rank	4
Fastest Section Time (Section)	0:08.96 (Overall)
Top Speed [km/h] (Section)	68.5 (1000m)
Race State	Finished



Doomben QLD Professional

Race 6: DRINKWISE BENCHMARK 78 Handicap - 1110m

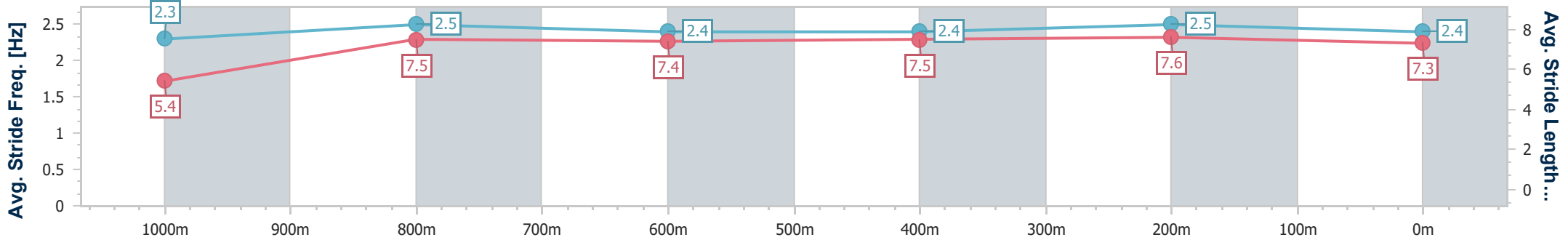
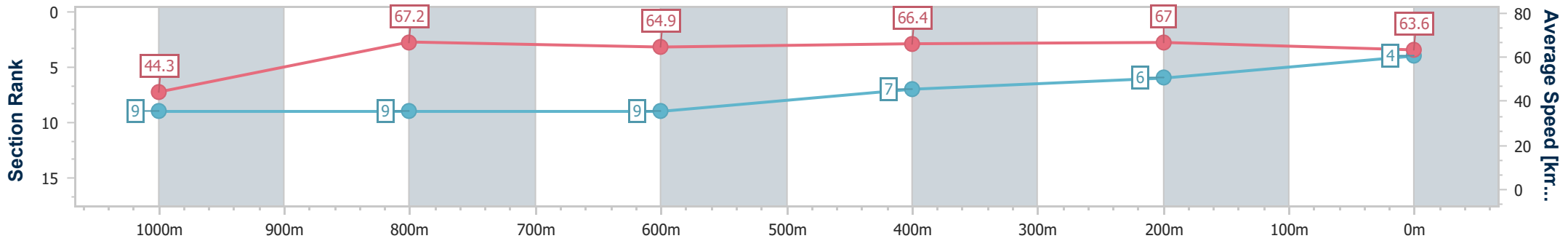
13 April 2024 - 14:50

Track Rating: Good 4, Weather: Fine, Rail Position: +3.5m Entire



BRISBANE RACING CLUB

Section	Overall	1000m	800m	600m	400m	200m
Section Times	1:03.98 [4] (0:08.96)	0:55.02 [9] (0:10.74)	0:44.28 [9] (0:11.23)	0:33.05 [9] (0:11.02)	0:22.03 [7] (0:10.75)	0:11.28 [6] (0:11.28)
Average Speed [km/h]	44.3	67.2	64.9	66.4	67.0	63.6
Top Speed [km/h]	63.3	68.5	66.4	67.8	67.5	67.4
Avg. Dist. to Rail [m]	6.9	1.4	2.5	2.5	1.1	3.0
Avg. Stride Freq. [Hz]	2.3	2.5	2.4	2.4	2.5	2.4
Avg. Stride Length [m]	5.4	7.5	7.4	7.5	7.6	7.3



- [] Ranking at each section and finish
- .-.- No data available at this section
- NA No data available



Horse/Jockey Name	Muschialli
Final Rank	5
Fastest Section Time (Section)	0:08.82 (Overall)
Top Speed [km/h] (Section)	70.5 (1000m)
Race State	Finished



Doomben QLD Professional

Race 6: DRINKWISE BENCHMARK 78 Handicap - 1110m

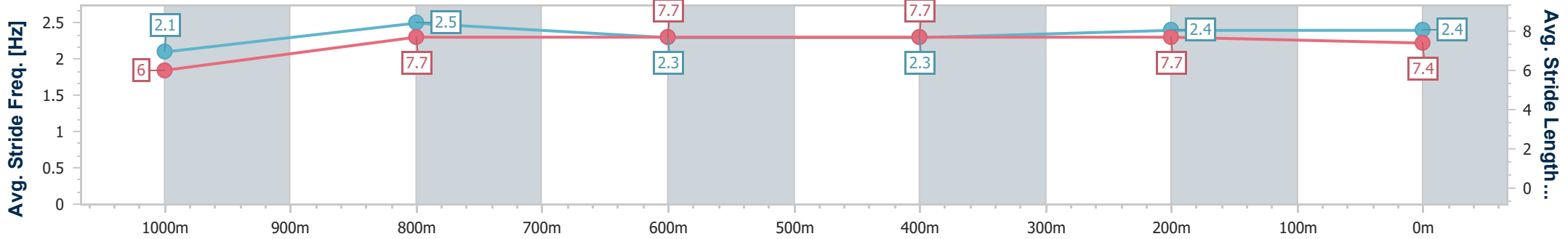
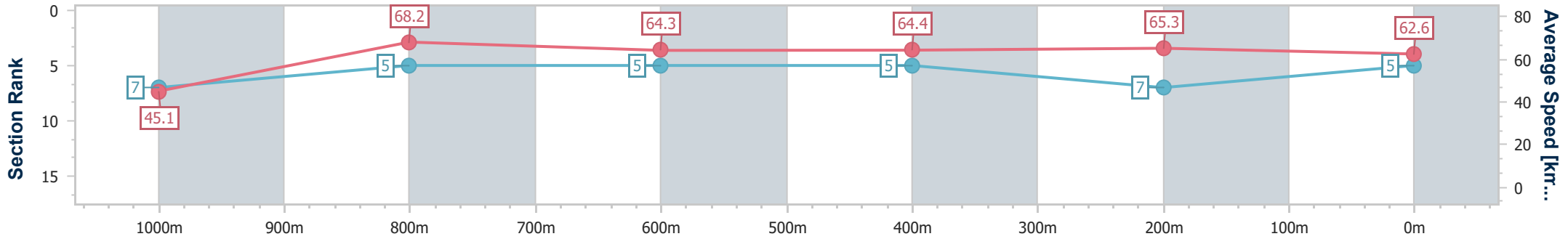
13 April 2024 - 14:50

Track Rating: Good 4, Weather: Fine, Rail Position: +3.5m Entire



BRISBANE RACING CLUB

Section	Overall	1000m	800m	600m	400m	200m
Section Times	1:04.18 [5] (0:08.82)	0:55.36 [7] (0:10.56)	0:44.80 [5] (0:11.17)	0:33.63 [5] (0:11.14)	0:22.49 [5] (0:11.03)	0:11.46 [7] (0:11.46)
Average Speed [km/h]	45.1	68.2	64.3	64.4	65.3	62.6
Top Speed [km/h]	67.9	70.5	66.0	66.4	66.5	65.3
Avg. Dist. to Rail [m]	4.8	1.1	0.1	0.7	0.9	0.9
Avg. Stride Freq. [Hz]	2.1	2.5	2.3	2.3	2.4	2.4
Avg. Stride Length [m]	6.0	7.7	7.7	7.7	7.7	7.4



- [] Ranking at each section and finish
- .-.- No data available at this section
- NA No data available



Horse/Jockey Name	Shamrock Lu
Final Rank	6
Fastest Section Time (Section)	0:08.74 (Overall)
Top Speed [km/h] (Section)	68.5 (400m)
Race State	Finished



Doomben QLD Professional

Race 6: DRINKWISE BENCHMARK 78 Handicap - 1110m

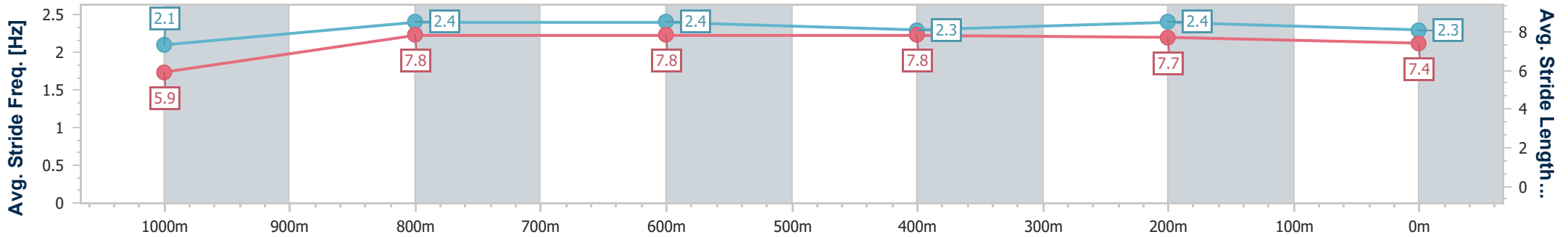
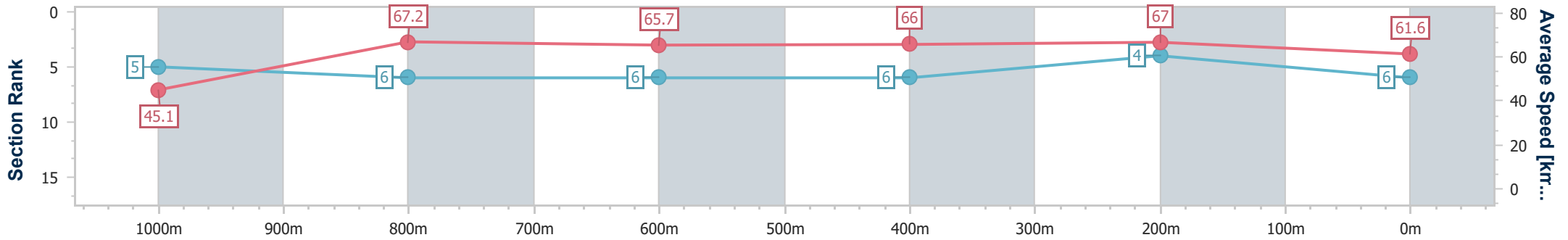
13 April 2024 - 14:50

Track Rating: Good 4, Weather: Fine, Rail Position: +3.5m Entire



BRISBANE RACING CLUB

Section	Overall	1000m	800m	600m	400m	200m
Section Times	1:04.37 [6] (0:08.74)	0:55.63 [5] (0:10.77)	0:44.86 [6] (0:11.23)	0:33.63 [6] (0:11.13)	0:22.50 [6] (0:10.79)	0:11.71 [4] (0:11.71)
Average Speed [km/h]	45.1	67.2	65.7	66.0	67.0	61.6
Top Speed [km/h]	65.3	68.0	67.7	67.0	68.5	65.1
Avg. Dist. to Rail [m]	5.7	1.1	5.0	4.0	4.5	8.0
Avg. Stride Freq. [Hz]	2.1	2.4	2.4	2.3	2.4	2.3
Avg. Stride Length [m]	5.9	7.8	7.8	7.8	7.7	7.4



- [] Ranking at each section and finish
- .-.- No data available at this section
- NA No data available



Horse/Jockey Name	Zingalong
Final Rank	7
Fastest Section Time (Section)	0:08.52 (Overall)
Top Speed [km/h] (Section)	68.1 (1000m)
Race State	Finished



Doomben QLD Professional

Race 6: DRINKWISE BENCHMARK 78 Handicap - 1110m

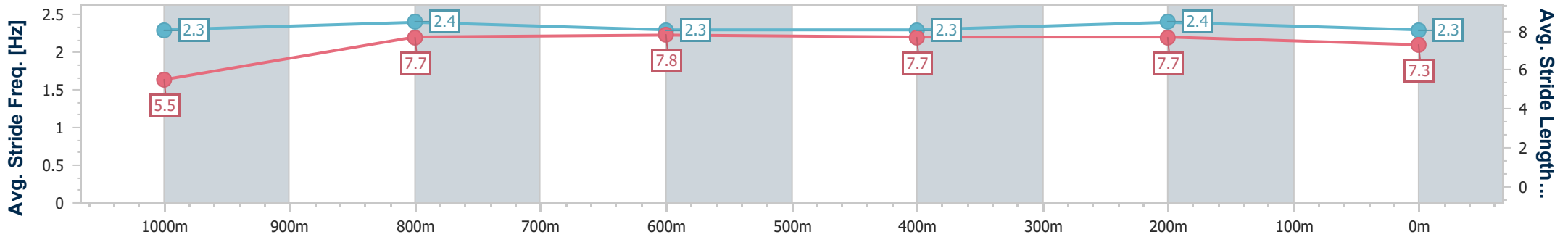
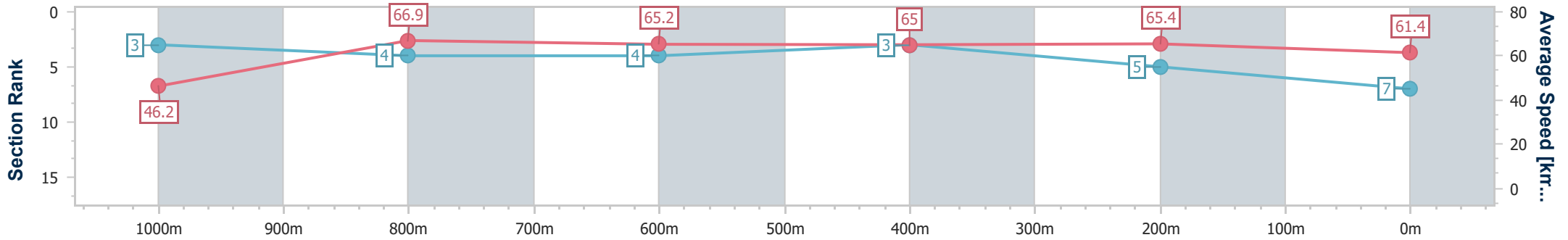
13 April 2024 - 14:50

Track Rating: Good 4, Weather: Fine, Rail Position: +3.5m Entire



BRISBANE RACING CLUB

Section	Overall	1000m	800m	600m	400m	200m
Section Times	1:04.41 [7] (0:08.52)	0:55.89 [3] (0:10.84)	0:45.05 [4] (0:11.11)	0:33.94 [4] (0:11.17)	0:22.77 [3] (0:11.06)	0:11.71 [5] (0:11.71)
Average Speed [km/h]	46.2	66.9	65.2	65.0	65.4	61.4
Top Speed [km/h]	65.4	68.1	66.3	66.4	66.1	65.5
Avg. Dist. to Rail [m]	8.2	3.0	1.8	1.2	2.2	3.6
Avg. Stride Freq. [Hz]	2.3	2.4	2.3	2.3	2.4	2.3
Avg. Stride Length [m]	5.5	7.7	7.8	7.7	7.7	7.3



- [] Ranking at each section and finish
- .-.- No data available at this section
- NA No data available



Horse/Jockey Name	Bitcoin Baby
Final Rank	8
Fastest Section Time (Section)	0:09.34 (Overall)
Top Speed [km/h] (Section)	68.6 (800m)
Race State	Finished



Doomben QLD Professional

Race 6: DRINKWISE BENCHMARK 78 Handicap - 1110m

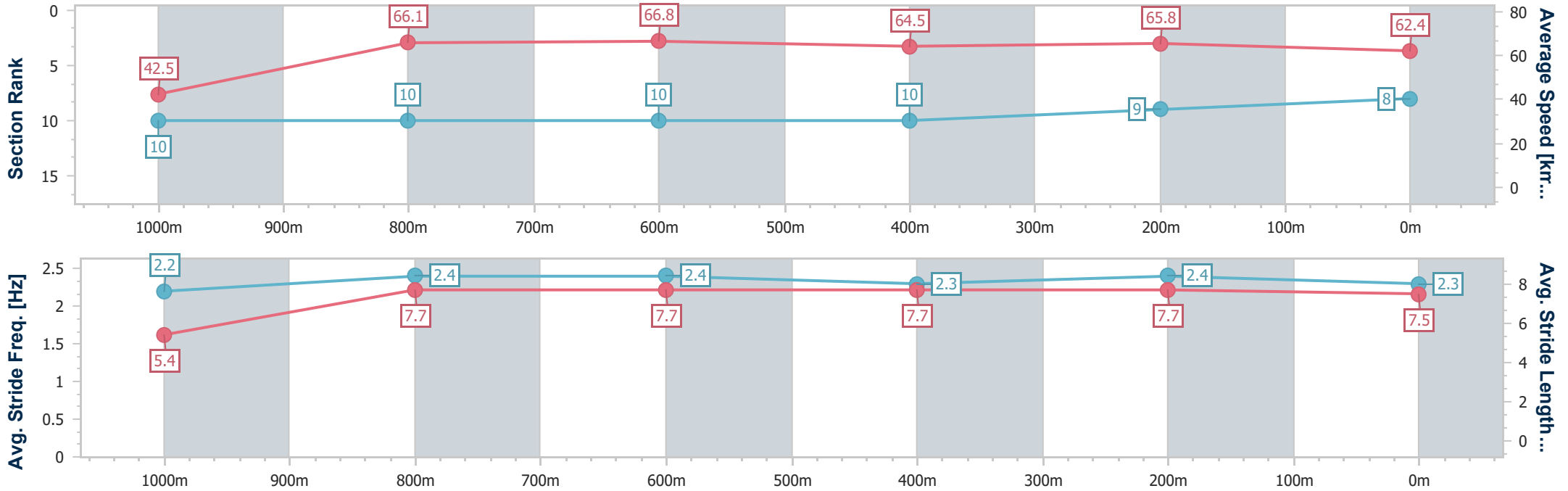
13 April 2024 - 14:50

Track Rating: Good 4, Weather: Fine, Rail Position: +3.5m Entire



BRISBANE RACING CLUB

Section	Overall	1000m	800m	600m	400m	200m
Section Times	1:04.60 [8] (0:09.34)	0:55.26 [10] (0:10.89)	0:44.37 [10] (0:10.74)	0:33.63 [10] (0:11.16)	0:22.47 [10] (0:10.91)	0:11.56 [9] (0:11.56)
Average Speed [km/h]	42.5	66.1	66.8	64.5	65.8	62.4
Top Speed [km/h]	59.3	67.9	68.6	66.0	67.5	66.2
Avg. Dist. to Rail [m]	8.4	1.2	0.9	0.3	1.7	4.1
Avg. Stride Freq. [Hz]	2.2	2.4	2.4	2.3	2.4	2.3
Avg. Stride Length [m]	5.4	7.7	7.7	7.7	7.7	7.5



- [] Ranking at each section and finish
- .-.- No data available at this section
- NA No data available



Horse/Jockey Name	Kavak
Final Rank	9
Fastest Section Time (Section)	0:08.84 (Overall)
Top Speed [km/h] (Section)	68.7 (1000m)
Race State	Finished



Doomben QLD Professional

Race 6: DRINKWISE BENCHMARK 78 Handicap - 1110m

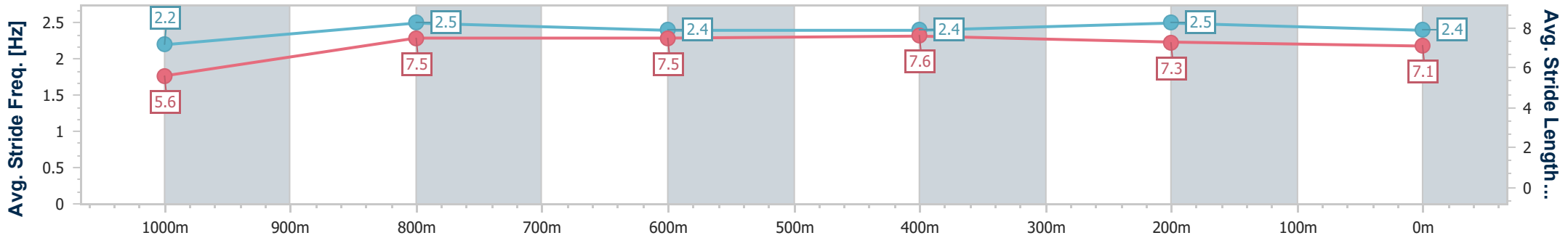
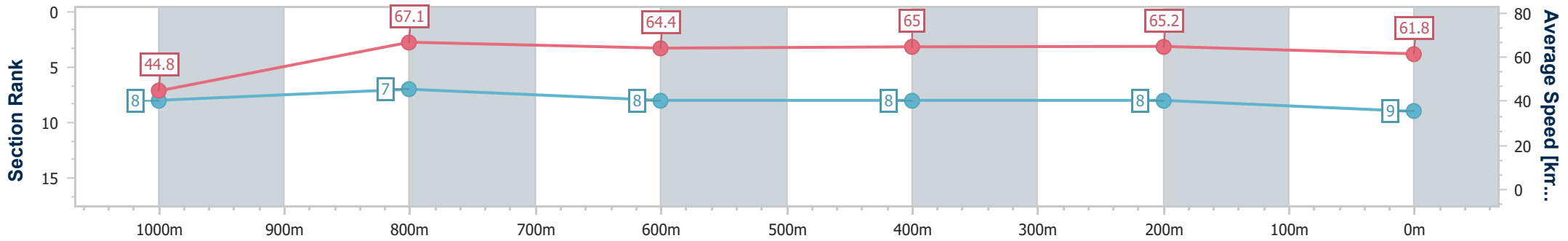
13 April 2024 - 14:50

Track Rating: Good 4, Weather: Fine, Rail Position: +3.5m Entire



BRISBANE RACING CLUB

Section	Overall	1000m	800m	600m	400m	200m
Section Times	1:04.62 [9] (0:08.84)	0:55.78 [8] (0:10.73)	0:45.05 [7] (0:11.27)	0:33.78 [8] (0:11.17)	0:22.61 [8] (0:10.97)	0:11.64 [8] (0:11.64)
Average Speed [km/h]	44.8	67.1	64.4	65.0	65.2	61.8
Top Speed [km/h]	64.5	68.7	66.4	65.5	66.4	66.6
Avg. Dist. to Rail [m]	1.8	0.3	1.5	1.7	1.1	0.4
Avg. Stride Freq. [Hz]	2.2	2.5	2.4	2.4	2.5	2.4
Avg. Stride Length [m]	5.6	7.5	7.5	7.6	7.3	7.1



- [] Ranking at each section and finish
- .-.- No data available at this section
- NA No data available



Horse/Jockey Name	Easy Single
Final Rank	10
Fastest Section Time (Section)	0:08.75 (Overall)
Top Speed [km/h] (Section)	67.8 (1000m)
Race State	Finished



Doomben QLD Professional

Race 6: DRINKWISE BENCHMARK 78 Handicap - 1110m

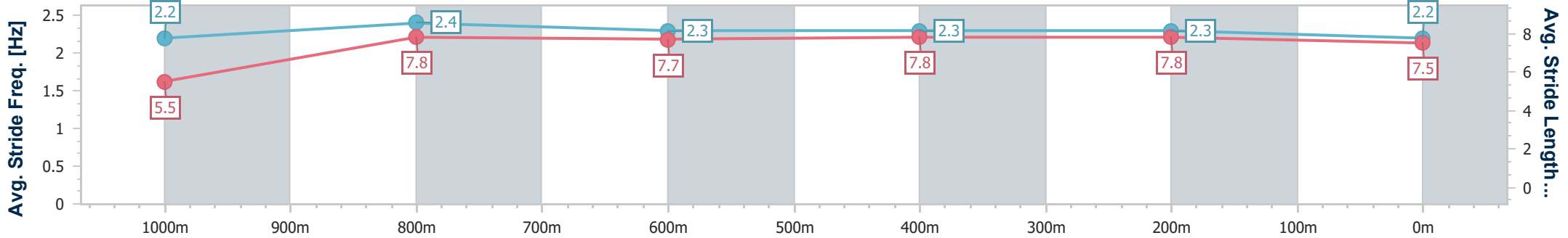
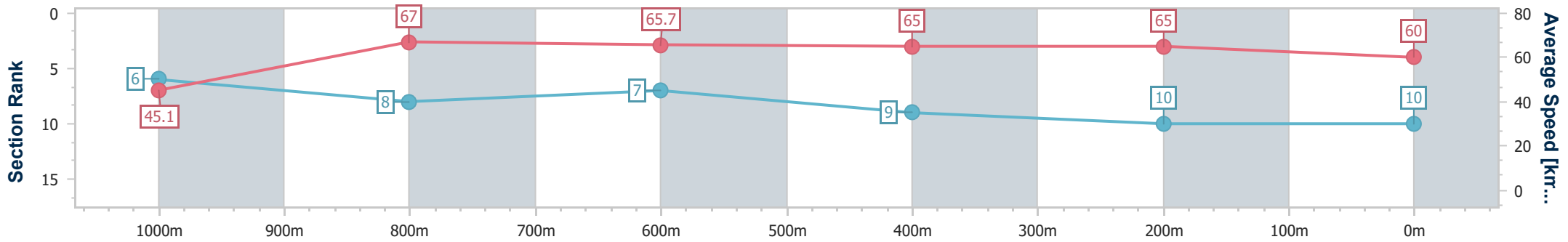
13 April 2024 - 14:50

Track Rating: Good 4, Weather: Fine, Rail Position: +3.5m Entire



BRISBANE RACING CLUB

Section	Overall	1000m	800m	600m	400m	200m
Section Times	1:05.15 [10] (0:08.75)	0:56.40 [6] (0:10.91)	0:45.49 [8] (0:11.15)	0:34.34 [7] (0:11.24)	0:23.10 [9] (0:11.11)	0:11.99 [10] (0:11.99)
Average Speed [km/h]	45.1	67.0	65.7	65.0	65.0	60.0
Top Speed [km/h]	62.4	67.8	66.5	65.8	65.6	64.3
Avg. Dist. to Rail [m]	7.6	4.3	3.6	2.2	3.1	6.2
Avg. Stride Freq. [Hz]	2.2	2.4	2.3	2.3	2.3	2.2
Avg. Stride Length [m]	5.5	7.8	7.7	7.8	7.8	7.5



- [] Ranking at each section and finish
- .-.- No data available at this section
- NA No data available