



Doomben QLD Professional

Race 2: RACECOURSE VILLAGE QTIS Three-Year-Old Handicap - 2020m

13 April 2024 - 12:29



BRISBANE
RACING CLUB

Track Rating: Good 4, Weather: Fine, Rail Position: +3.5m Entire

Section		Overall	1800m	1600m	1400m	1200m	1000m	800m	Last 600m				
Field Times		2:04.62 (0:15.48)	1:49.14 (0:12.10)	1:37.04 (0:12.60)	1:24.44 (0:12.72)	1:11.72 (0:11.91)	0:59.81 (0:12.59)	0:47.22 (0:11.87)	0:35.35				
Rank	TAB Horse/Jockey	Barrier	Top Speed [km/h]	Fastest Section									Distance Travelled [m]
1	2 MOSZUR Ryan Maloney	2	64.0 400m	0:11.41 400m	2:04.62 [1] (0:15.82)	1:48.80 [3] (0:12.03)	1:36.77 [3] (0:12.74)	1:24.03 [3] (0:12.70)	1:11.33 [3] (0:12.17)	0:59.16 [3] (0:12.39)	0:46.77 [3] (0:11.82)	0:34.95	
2	1 ICHIBAN James Orman	1	65.5 400m	0:11.23 400m	2:04.70 [2] (0:16.23)	1:48.47 [6] (0:11.88)	1:36.59 [5] (0:12.85)	1:23.74 [5] (0:12.62)	1:11.12 [5] (0:12.14)	0:58.98 [5] (0:12.40)	0:46.58 [5] (0:11.82)	0:34.76	+2
3	6 KAIROS LOUIE Samantha Collett	6	63.9 400m	0:11.45 400m	2:04.90 [3] (0:16.23)	1:48.67 [5] (0:12.00)	1:36.67 [6] (0:12.87)	1:23.80 [6] (0:12.65)	1:11.15 [6] (0:12.23)	0:58.92 [6] (0:12.27)	0:46.65 [6] (0:11.80)	0:34.85	-7
4	10 BILPA MOREA Cejay Graham	10	64.3 400m	0:11.33 400m	2:05.30 [4] (0:16.59)	1:48.71 [9] (0:11.92)	1:36.79 [7] (0:12.81)	1:23.98 [7] (0:12.52)	1:11.46 [7] (0:12.16)	0:59.30 [7] (0:12.40)	0:46.90 [7] (0:11.76)	0:35.14	-2
5	7 ELLE MAGIC Michael Cahill	7	63.1 400m	0:11.60 400m	2:05.45 [5] (0:15.95)	1:49.50 [4] (0:11.96)	1:37.54 [4] (0:12.85)	1:24.69 [4] (0:12.64)	1:12.05 [4] (0:12.22)	0:59.83 [4] (0:12.29)	0:47.54 [4] (0:11.85)	0:35.69	-7
6	5 RHODES Mark Du Plessis	5	63.5 Overall	0:11.83 600m	2:05.86 [6] (0:15.48)	1:50.38 [1] (0:12.10)	1:38.28 [1] (0:12.60)	1:25.68 [1] (0:12.75)	1:12.93 [2] (0:11.88)	1:01.05 [1] (0:12.59)	0:48.46 [1] (0:11.87)	0:36.59	-5
7	8 THE MAGICIAN Karl Zechner	8	63.4 800m	0:11.61 400m	2:05.93 [7] (0:16.43)	1:49.50 [7] (0:12.13)	1:37.37 [8] (0:12.88)	1:24.49 [8] (0:12.58)	1:11.91 [8] (0:12.24)	0:59.67 [8] (0:12.32)	0:47.35 [8] (0:11.69)	0:35.66	-4
8	3 SUBAQUA Micheal Hellyer	3	64.6 800m	0:11.51 800m	2:05.93 [8] (0:16.57)	1:49.36 [8] (0:12.14)	1:37.22 [9] (0:12.84)	1:24.38 [9] (0:12.50)	1:11.88 [9] (0:12.22)	0:59.66 [9] (0:12.37)	0:47.29 [9] (0:11.51)	0:35.78	+5
9	4 CALM BUCKLE Melea Castle	4	64.8 1800m	0:11.75 400m	2:05.96 [9] (0:15.48)	1:50.48 [2] (0:12.14)	1:38.34 [2] (0:12.64)	1:25.70 [2] (0:12.64)	1:13.06 [1] (0:12.21)	1:00.85 [2] (0:12.38)	0:48.47 [2] (0:11.92)	0:36.55	-4

Scratched: Man Talk (#9)

[] Ranking at each section and finish
 -:-:- No data available at this section
 NA No data available

SCN Saddle cloth number
 DNF Did not finish
 DNT Did not track



Doomben QLD Professional

Race 2: RACECOURSE VILLAGE QTIS Three-Year-Old Handicap - 2020m

13 April 2024 - 12:29



BRISBANE
RACING CLUB

Track Rating: Good 4, Weather: Fine, Rail Position: +3.5m Entire

Section				600m	400m	200m			Last 600m	
Field Times				0:35.35 (0:11.83)	0:23.52 (0:11.56)	0:11.96 (0:11.96)			0:35.35	
Rank	TAB	Horse/Jockey	Barrier	Top Speed [km/h]	Fastest Section	Margin			Distance Travelled [m]	
1	2	MOSZUR Ryan Maloney	2	64.0 400m	0:11.41 400m	0:34.95 [3] (0:11.58)	0:23.37 [2] (0:11.41)	0:11.96 [1] (0:11.96)	2:04.62	0:34.95
2	1	ICHIBAN James Orman	1	65.5 400m	0:11.23 400m	0:34.76 [5] (0:11.56)	0:23.20 [5] (0:11.23)	0:11.97 [2] (0:11.97)	0.08L	0:34.76 +2
3	6	KAIROS LOUIE Samantha Collett	6	63.9 400m	0:11.45 400m	0:34.85 [6] (0:11.57)	0:23.28 [6] (0:11.45)	0:11.83 [7] (0:11.83)	0.2L	0:34.85 -7
4	10	BILPA MOREA Cejay Graham	10	64.3 400m	0:11.33 400m	0:35.14 [8] (0:11.56)	0:23.58 [7] (0:11.33)	0:12.25 [6] (0:12.25)	0.4L	0:35.14 -2
5	7	ELLE MAGIC Michael Cahill	7	63.1 400m	0:11.60 400m	0:35.69 [4] (0:11.61)	0:24.08 [4] (0:11.60)	0:12.48 [4] (0:12.48)	0.15L	0:35.69 -7
6	5	RHODES Mark Du Plessis	5	63.5 Overall	0:11.83 600m	0:36.59 [1] (0:11.83)	0:24.76 [1] (0:11.83)	0:12.93 [3] (0:12.93)	0.41L	0:36.59 -5
7	8	THE MAGICIAN Karl Zechner	8	63.4 800m	0:11.61 400m	0:35.66 [9] (0:11.76)	0:23.90 [9] (0:11.61)	0:12.29 [8] (0:12.29)	0.07L	0:35.66 -4
8	3	SUBAQUA Micheal Hellyer	3	64.6 800m	0:11.51 800m	0:35.78 [7] (0:11.63)	0:24.15 [8] (0:11.87)	0:12.28 [9] (0:12.28)	0L	0:35.78 +5
9	4	CALM BUCKLE Melea Castle	4	64.8 1800m	0:11.75 400m	0:36.55 [2] (0:11.86)	0:24.69 [3] (0:11.75)	0:12.94 [5] (0:12.94)	0.03L	0:36.55 -4

Scratched: Man Talk (#9)

[] Ranking at each section and finish
 -:-:- No data available at this section
 NA No data available

SCN Saddle cloth number
 DNF Did not finish
 DNT Did not track



Horse/Jockey Name	Mozsur
Final Rank	1
Fastest Section Time (Section)	0:11.41 (400m)
Top Speed [km/h] (Section)	64.0 (400m)
Race State	Finished



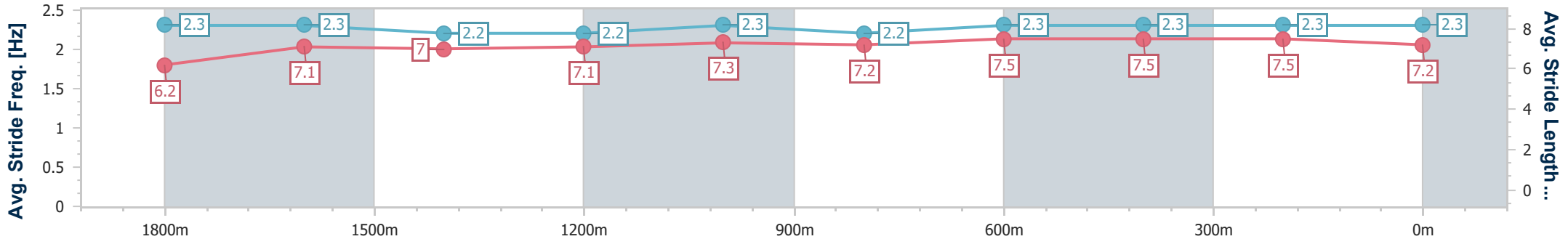
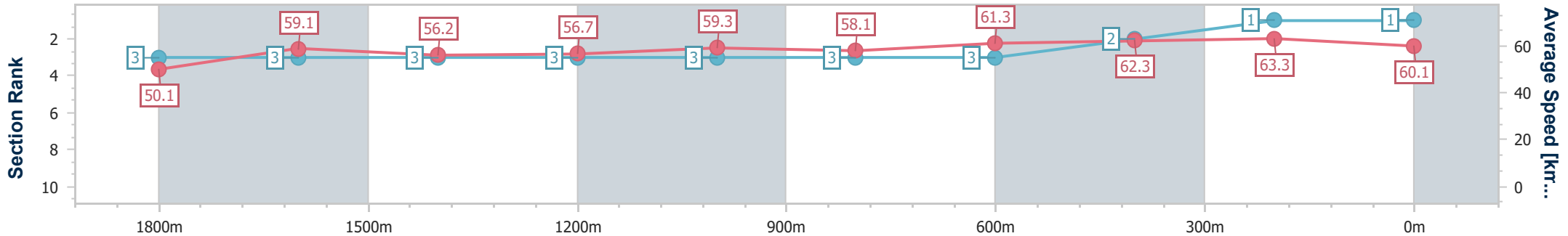
Doomben QLD Professional
Race 2: RACECOURSE VILLAGE QTIS Three-Year-Old
Handicap - 2020m
13 April 2024 - 12:29



BRISBANE
RACING CLUB

Track Rating: Good 4, Weather: Fine, Rail Position: +3.5m Entire

Section	Overall	1800m	1600m	1400m	1200m	1000m	800m	600m	400m	200m
Section Times	2:04.62 [1] (0:15.82)	1:48.80 [3] (0:12.03)	1:36.77 [3] (0:12.74)	1:24.03 [3] (0:12.70)	1:11.33 [3] (0:12.17)	0:59.16 [3] (0:12.39)	0:46.77 [3] (0:11.82)	0:34.95 [3] (0:11.58)	0:23.37 [2] (0:11.41)	0:11.96 [1] (0:11.96)
Average Speed [km/h]	50.1	59.1	56.2	56.7	59.3	58.1	61.3	62.3	63.3	60.1
Top Speed [km/h]	62.5	62.3	57.1	57.6	60.0	59.8	62.4	63.4	64.0	62.1
Avg. Dist. to Rail [m]	1.8	1.5	1.6	0.6	1.4	1.1	0.9	0.7	0.4	0.9
Avg. Stride Freq. [Hz]	2.3	2.3	2.2	2.2	2.3	2.2	2.3	2.3	2.3	2.3
Avg. Stride Length [m]	6.2	7.1	7.0	7.1	7.3	7.2	7.5	7.5	7.5	7.2



- [] Ranking at each section and finish
- .-.- No data available at this section
- NA No data available



Horse/Jockey Name	Ichiban
Final Rank	2
Fastest Section Time (Section)	0:11.23 (400m)
Top Speed [km/h] (Section)	65.5 (400m)
Race State	Finished



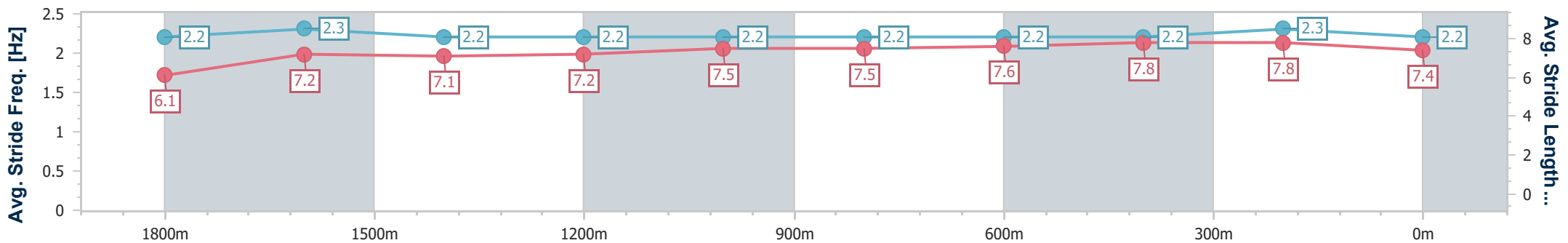
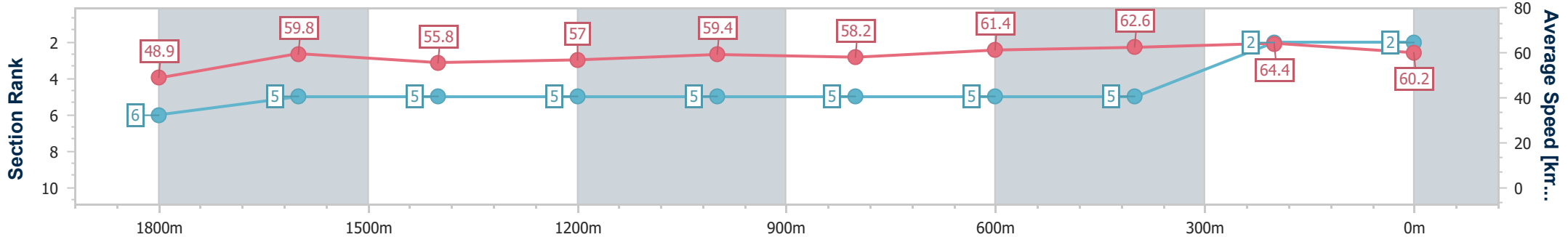
Doomben QLD Professional
 Race 2: RACECOURSE VILLAGE QTIS Three-Year-Old
 Handicap - 2020m
 13 April 2024 - 12:29



BRISBANE
 RACING CLUB

Track Rating: Good 4, Weather: Fine, Rail Position: +3.5m Entire

Section	Overall	1800m	1600m	1400m	1200m	1000m	800m	600m	400m	200m
Section Times	2:04.70 [2] (0:16.23)	1:48.47 [6] (0:11.88)	1:36.59 [5] (0:12.85)	1:23.74 [5] (0:12.62)	1:11.12 [5] (0:12.14)	0:58.98 [5] (0:12.40)	0:46.58 [5] (0:11.82)	0:34.76 [5] (0:11.56)	0:23.20 [5] (0:11.23)	0:11.97 [2] (0:11.97)
Average Speed [km/h]	48.9	59.8	55.8	57.0	59.4	58.2	61.4	62.6	64.4	60.2
Top Speed [km/h]	62.5	62.7	58.2	58.2	61.1	59.6	62.3	64.2	65.5	62.9
Avg. Dist. to Rail [m]	2.8	1.7	1.1	0.5	1.5	1.2	1.4	1.1	1.3	2.2
Avg. Stride Freq. [Hz]	2.2	2.3	2.2	2.2	2.2	2.2	2.2	2.2	2.3	2.2
Avg. Stride Length [m]	6.1	7.2	7.1	7.2	7.5	7.5	7.6	7.8	7.8	7.4



- [] Ranking at each section and finish
- .-.- No data available at this section
- NA No data available



Horse/Jockey Name	Kairos Louie
Final Rank	3
Fastest Section Time (Section)	0:11.45 (400m)
Top Speed [km/h] (Section)	63.9 (400m)
Race State	Finished



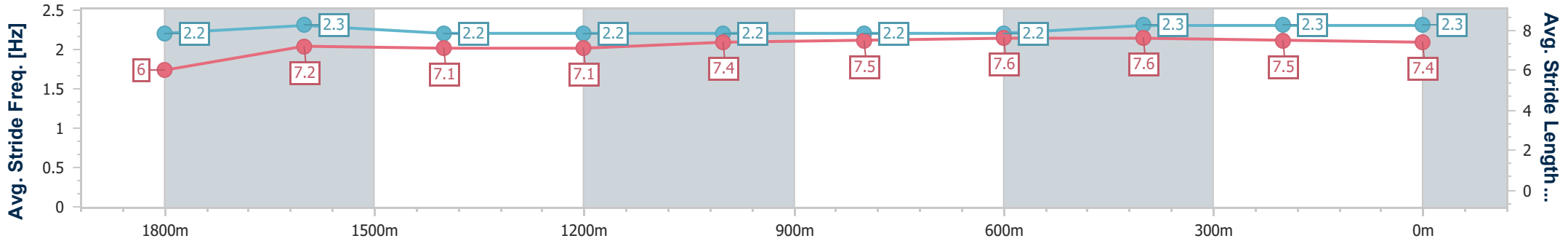
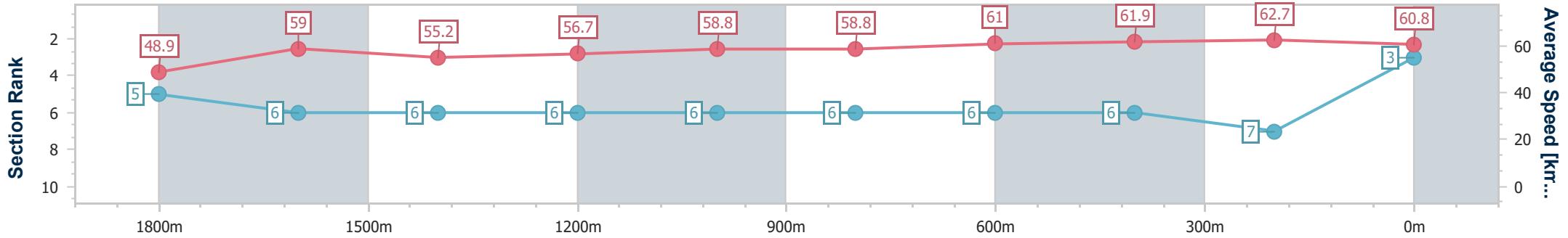
Doomben QLD Professional
Race 2: RACECOURSE VILLAGE QTIS Three-Year-Old
Handicap - 2020m
13 April 2024 - 12:29



BRISBANE
RACING CLUB

Track Rating: Good 4, Weather: Fine, Rail Position: +3.5m Entire

Section	Overall	1800m	1600m	1400m	1200m	1000m	800m	600m	400m	200m
Section Times	2:04.90 [3] (0:16.23)	1:48.67 [5] (0:12.00)	1:36.67 [6] (0:12.87)	1:23.80 [6] (0:12.65)	1:11.15 [6] (0:12.23)	0:58.92 [6] (0:12.27)	0:46.65 [6] (0:11.80)	0:34.85 [6] (0:11.57)	0:23.28 [6] (0:11.45)	0:11.83 [7] (0:11.83)
Average Speed [km/h]	48.9	59.0	55.2	56.7	58.8	58.8	61.0	61.9	62.7	60.8
Top Speed [km/h]	61.8	61.3	56.8	58.4	60.3	60.5	61.9	62.5	63.9	63.9
Avg. Dist. to Rail [m]	2.5	2.7	2.8	0.8	0.4	0.3	0.2	0.9	1.1	2.6
Avg. Stride Freq. [Hz]	2.2	2.3	2.2	2.2	2.2	2.2	2.2	2.3	2.3	2.3
Avg. Stride Length [m]	6.0	7.2	7.1	7.1	7.4	7.5	7.6	7.6	7.5	7.4



- [] Ranking at each section and finish
- .-.- No data available at this section
- NA No data available



Horse/Jockey Name	Bilpa Morea
Final Rank	4
Fastest Section Time (Section)	0:11.33 (400m)
Top Speed [km/h] (Section)	64.3 (400m)
Race State	Finished



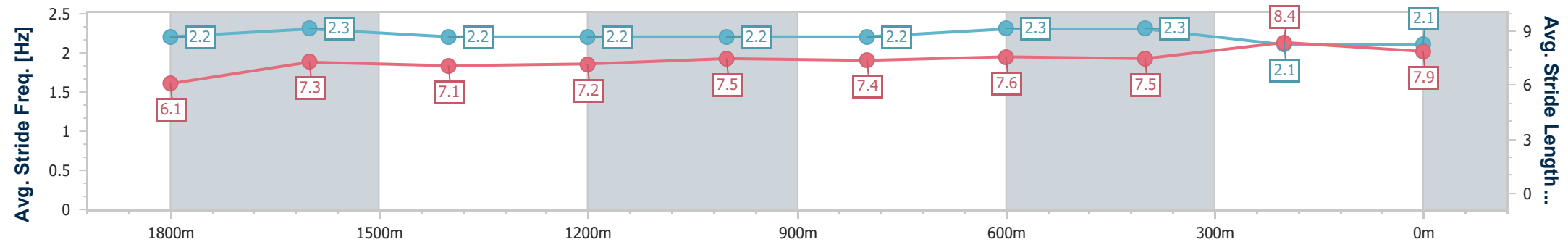
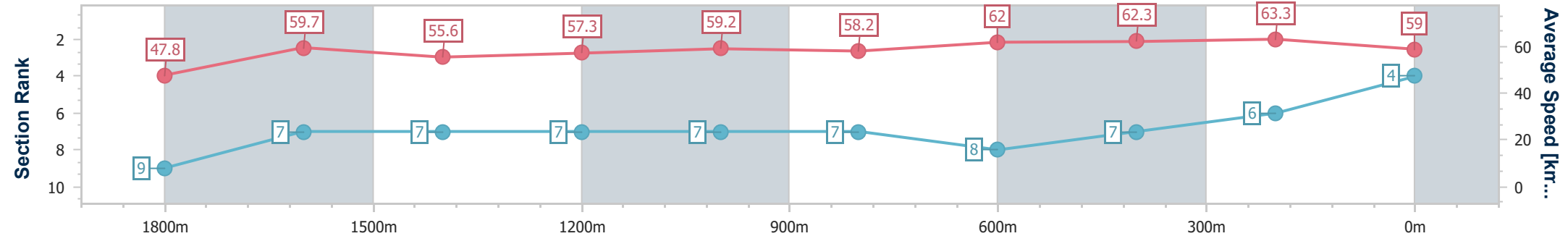
Doomben QLD Professional
 Race 2: RACECOURSE VILLAGE QTIS Three-Year-Old
 Handicap - 2020m
 13 April 2024 - 12:29



BRISBANE
 RACING CLUB

Track Rating: Good 4, Weather: Fine, Rail Position: +3.5m Entire

Section	Overall	1800m	1600m	1400m	1200m	1000m	800m	600m	400m	200m
Section Times	2:05.30 [4] (0:16.59)	1:48.71 [9] (0:11.92)	1:36.79 [7] (0:12.81)	1:23.98 [7] (0:12.52)	1:11.46 [7] (0:12.16)	0:59.30 [7] (0:12.40)	0:46.90 [7] (0:11.76)	0:35.14 [8] (0:11.56)	0:23.58 [7] (0:11.33)	0:12.25 [6] (0:12.25)
Average Speed [km/h]	47.8	59.7	55.6	57.3	59.2	58.2	62.0	62.3	63.3	59.0
Top Speed [km/h]	60.9	61.1	56.8	59.5	62.2	61.7	63.7	62.9	64.3	63.1
Avg. Dist. to Rail [m]	3.9	2.2	2.4	0.8	1.5	1.1	1.5	0.5	1.0	3.0
Avg. Stride Freq. [Hz]	2.2	2.3	2.2	2.2	2.2	2.2	2.3	2.3	2.1	2.1
Avg. Stride Length [m]	6.1	7.3	7.1	7.2	7.5	7.4	7.6	7.5	8.4	7.9



- [] Ranking at each section and finish
- .-.- No data available at this section
- NA No data available



Horse/Jockey Name	Elle Magic
Final Rank	5
Fastest Section Time (Section)	0:11.60 (400m)
Top Speed [km/h] (Section)	63.1 (400m)
Race State	Finished



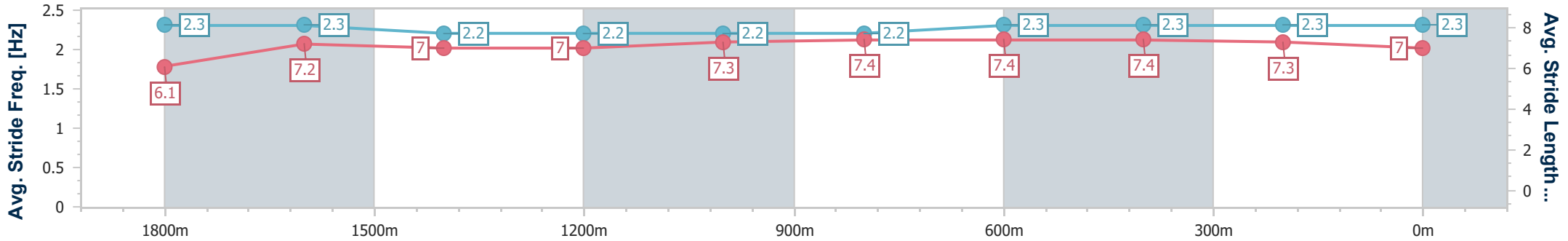
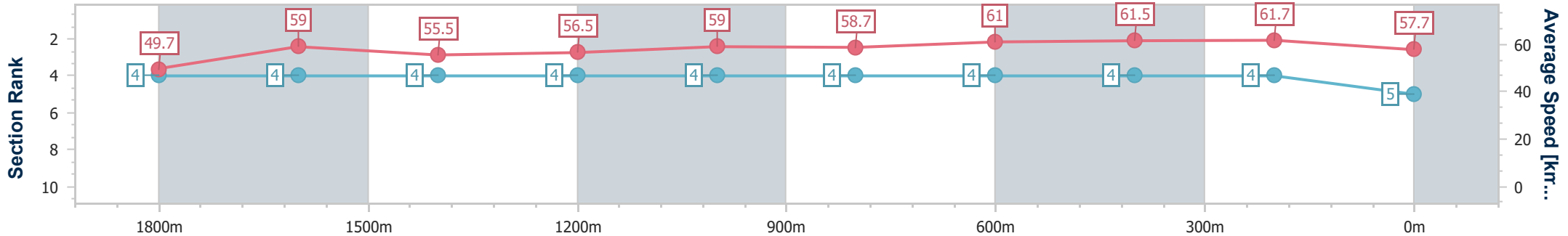
Doomben QLD Professional
 Race 2: RACECOURSE VILLAGE QTIS Three-Year-Old
 Handicap - 2020m
 13 April 2024 - 12:29



BRISBANE
 RACING CLUB

Track Rating: Good 4, Weather: Fine, Rail Position: +3.5m Entire

Section	Overall	1800m	1600m	1400m	1200m	1000m	800m	600m	400m	200m
Section Times	2:05.45 [5] (0:15.95)	1:49.50 [4] (0:11.96)	1:37.54 [4] (0:12.85)	1:24.69 [4] (0:12.64)	1:12.05 [4] (0:12.22)	0:59.83 [4] (0:12.29)	0:47.54 [4] (0:11.85)	0:35.69 [4] (0:11.61)	0:24.08 [4] (0:11.60)	0:12.48 [4] (0:12.48)
Average Speed [km/h]	49.7	59.0	55.5	56.5	59.0	58.7	61.0	61.5	61.7	57.7
Top Speed [km/h]	62.0	61.8	56.7	57.7	60.4	60.0	62.4	62.1	63.1	62.0
Avg. Dist. to Rail [m]	2.5	3.3	2.0	0.8	0.1	0.2	0.4	1.1	2.2	1.1
Avg. Stride Freq. [Hz]	2.3	2.3	2.2	2.2	2.2	2.2	2.3	2.3	2.3	2.3
Avg. Stride Length [m]	6.1	7.2	7.0	7.0	7.3	7.4	7.4	7.4	7.3	7.0



- [] Ranking at each section and finish
- .-.- No data available at this section
- NA No data available



Horse/Jockey Name	Rhodes
Final Rank	6
Fastest Section Time (Section)	0:11.83 (600m)
Top Speed [km/h] (Section)	63.5 (Overall)
Race State	Finished



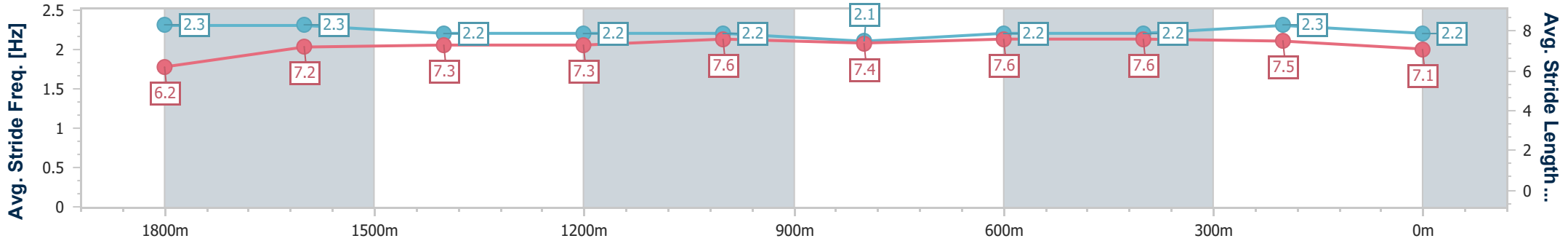
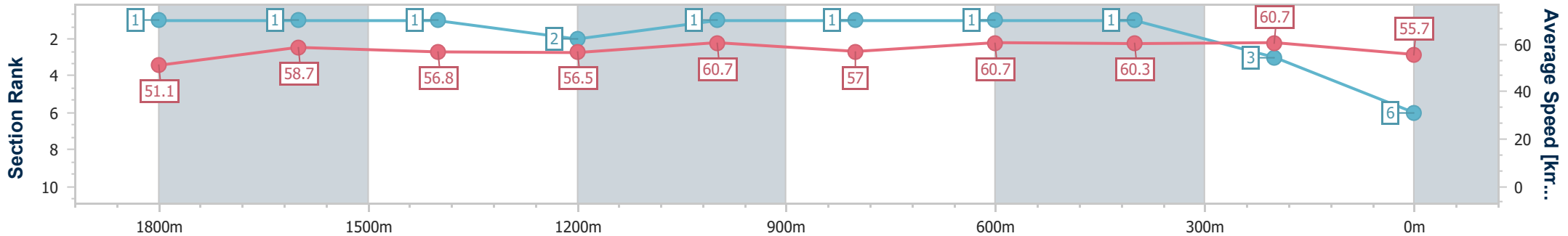
Doomben QLD Professional
Race 2: RACECOURSE VILLAGE QTIS Three-Year-Old
Handicap - 2020m
13 April 2024 - 12:29



BRISBANE
RACING CLUB

Track Rating: Good 4, Weather: Fine, Rail Position: +3.5m Entire

Section	Overall	1800m	1600m	1400m	1200m	1000m	800m	600m	400m	200m
Section Times	2:05.86 [6] (0:15.48)	1:50.38 [1] (0:12.10)	1:38.28 [1] (0:12.60)	1:25.68 [1] (0:12.75)	1:12.93 [2] (0:11.88)	1:01.05 [1] (0:12.59)	0:48.46 [1] (0:11.87)	0:36.59 [1] (0:11.83)	0:24.76 [1] (0:11.83)	0:12.93 [3] (0:12.93)
Average Speed [km/h]	51.1	58.7	56.8	56.5	60.7	57.0	60.7	60.3	60.7	55.7
Top Speed [km/h]	63.5	62.6	58.1	57.5	62.8	59.4	61.4	60.9	61.4	59.5
Avg. Dist. to Rail [m]	2.7	2.5	1.3	0.4	0.8	0.3	0.2	1.1	2.1	2.0
Avg. Stride Freq. [Hz]	2.3	2.3	2.2	2.2	2.2	2.1	2.2	2.2	2.3	2.2
Avg. Stride Length [m]	6.2	7.2	7.3	7.3	7.6	7.4	7.6	7.6	7.5	7.1



- [] Ranking at each section and finish
- .-.- No data available at this section
- NA No data available



Horse/Jockey Name	The Magician
Final Rank	7
Fastest Section Time (Section)	0:11.61 (400m)
Top Speed [km/h] (Section)	63.4 (800m)
Race State	Finished



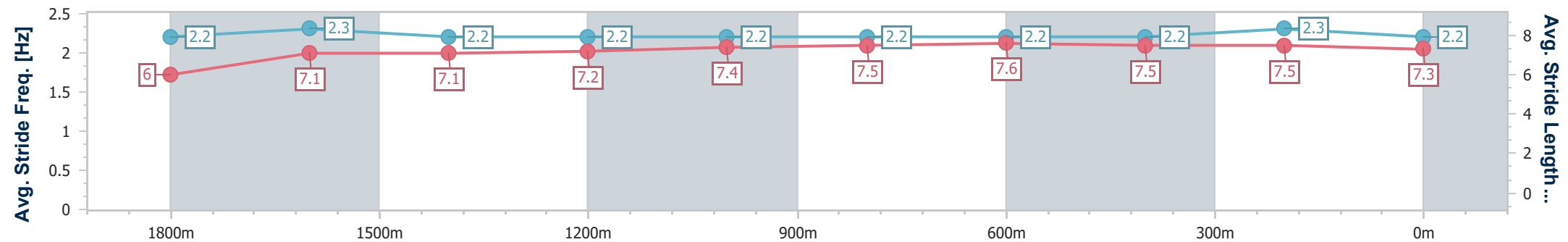
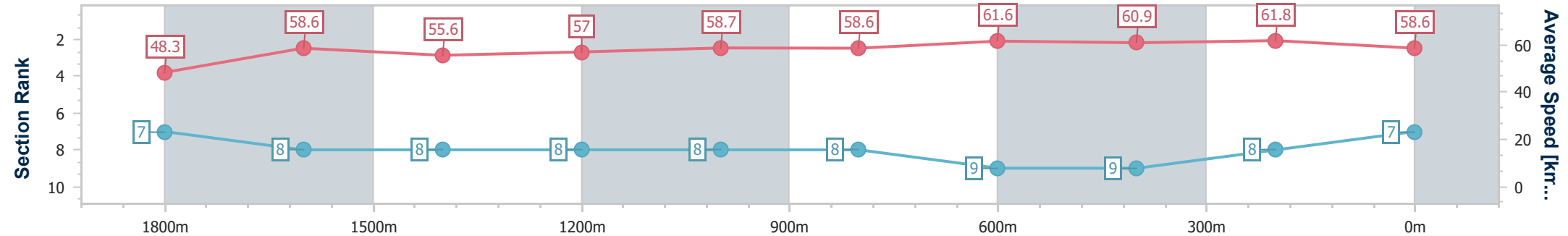
Doomben QLD Professional
Race 2: RACECOURSE VILLAGE QTIS Three-Year-Old
Handicap - 2020m
13 April 2024 - 12:29



BRISBANE
RACING CLUB

Track Rating: Good 4, Weather: Fine, Rail Position: +3.5m Entire

Section	Overall	1800m	1600m	1400m	1200m	1000m	800m	600m	400m	200m
Section Times	2:05.93 [7] (0:16.43)	1:49.50 [7] (0:12.13)	1:37.37 [8] (0:12.88)	1:24.49 [8] (0:12.58)	1:11.91 [8] (0:12.24)	0:59.67 [8] (0:12.32)	0:47.35 [8] (0:11.69)	0:35.66 [9] (0:11.76)	0:23.90 [9] (0:11.61)	0:12.29 [8] (0:12.29)
Average Speed [km/h]	48.3	58.6	55.6	57.0	58.7	58.6	61.6	60.9	61.8	58.6
Top Speed [km/h]	61.6	60.8	56.4	58.3	61.9	61.6	63.4	62.4	62.8	60.3
Avg. Dist. to Rail [m]	3.0	2.0	1.6	0.6	0.4	0.3	0.2	0.9	0.9	2.1
Avg. Stride Freq. [Hz]	2.2	2.3	2.2	2.2	2.2	2.2	2.2	2.2	2.3	2.2
Avg. Stride Length [m]	6.0	7.1	7.1	7.2	7.4	7.5	7.6	7.5	7.5	7.3



- [] Ranking at each section and finish
- .-.- No data available at this section
- NA No data available



Horse/Jockey Name	Subaqua
Final Rank	8
Fastest Section Time (Section)	0:11.51 (800m)
Top Speed [km/h] (Section)	64.6 (800m)
Race State	Finished



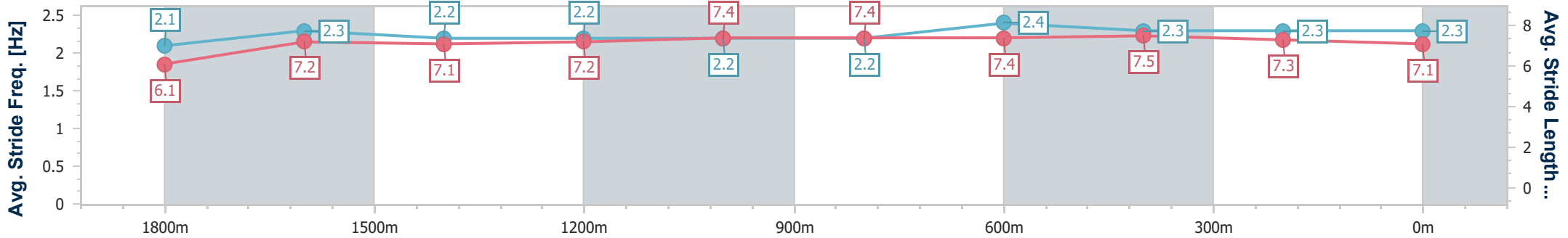
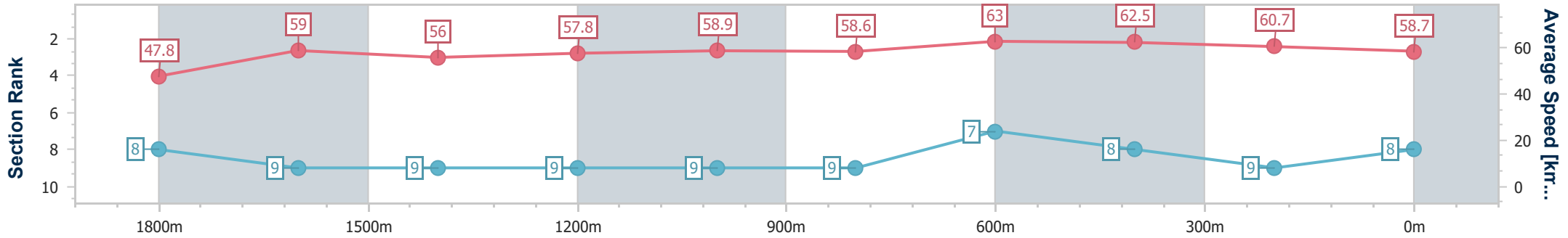
Doomben QLD Professional
Race 2: RACECOURSE VILLAGE QTIS Three-Year-Old
Handicap - 2020m
13 April 2024 - 12:29



BRISBANE
RACING CLUB

Track Rating: Good 4, Weather: Fine, Rail Position: +3.5m Entire

Section	Overall	1800m	1600m	1400m	1200m	1000m	800m	600m	400m	200m
Section Times	2:05.93 [8] (0:16.57)	1:49.36 [8] (0:12.14)	1:37.22 [9] (0:12.84)	1:24.38 [9] (0:12.50)	1:11.88 [9] (0:12.22)	0:59.66 [9] (0:12.37)	0:47.29 [9] (0:11.51)	0:35.78 [7] (0:11.63)	0:24.15 [8] (0:11.87)	0:12.28 [9] (0:12.28)
Average Speed [km/h]	47.8	59.0	56.0	57.8	58.9	58.6	63.0	62.5	60.7	58.7
Top Speed [km/h]	63.9	60.0	57.6	60.4	62.5	62.5	64.6	64.1	61.4	60.8
Avg. Dist. to Rail [m]	3.9	0.8	0.3	0.7	1.6	1.6	1.7	1.4	1.5	3.2
Avg. Stride Freq. [Hz]	2.1	2.3	2.2	2.2	2.2	2.2	2.4	2.3	2.3	2.3
Avg. Stride Length [m]	6.1	7.2	7.1	7.2	7.4	7.4	7.4	7.5	7.3	7.1



- [] Ranking at each section and finish
- .-.- No data available at this section
- NA No data available



Horse/Jockey Name	Calm Buckle
Final Rank	9
Fastest Section Time (Section)	0:11.75 (400m)
Top Speed [km/h] (Section)	64.8 (1800m)
Race State	Finished



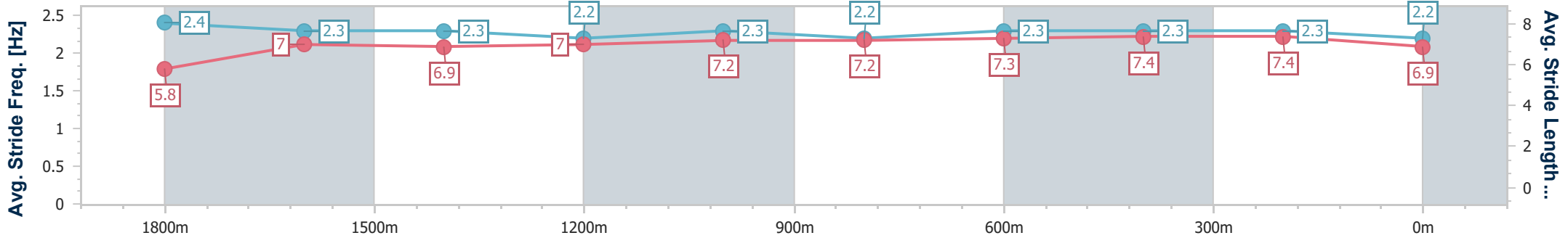
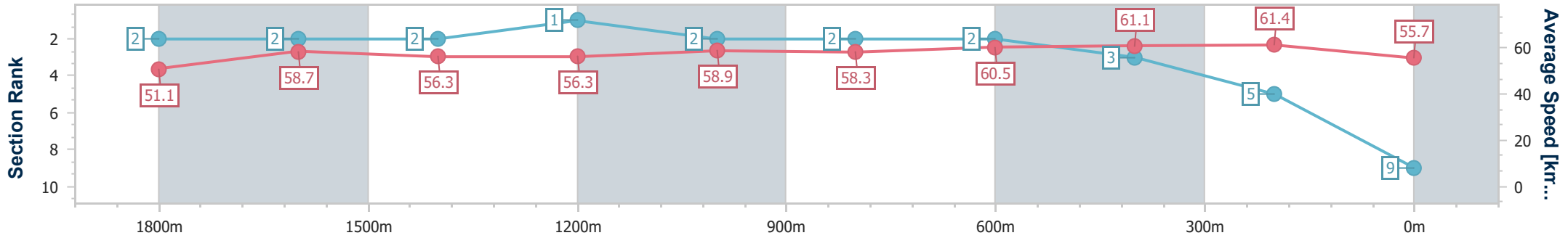
Doomben QLD Professional
 Race 2: RACECOURSE VILLAGE QTIS Three-Year-Old
 Handicap - 2020m
 13 April 2024 - 12:29



BRISBANE
 RACING CLUB

Track Rating: Good 4, Weather: Fine, Rail Position: +3.5m Entire

Section	Overall	1800m	1600m	1400m	1200m	1000m	800m	600m	400m	200m
Section Times	2:05.96 [9] (0:15.48)	1:50.48 [2] (0:12.14)	1:38.34 [2] (0:12.64)	1:25.70 [2] (0:12.64)	1:13.06 [1] (0:12.21)	1:00.85 [2] (0:12.38)	0:48.47 [2] (0:11.92)	0:36.55 [2] (0:11.86)	0:24.69 [3] (0:11.75)	0:12.94 [5] (0:12.94)
Average Speed [km/h]	51.1	58.7	56.3	56.3	58.9	58.3	60.5	61.1	61.4	55.7
Top Speed [km/h]	64.6	64.8	57.5	57.2	60.8	59.5	61.3	61.9	62.8	59.0
Avg. Dist. to Rail [m]	1.5	2.0	2.8	2.1	1.3	0.2	1.0	0.6	2.2	1.1
Avg. Stride Freq. [Hz]	2.4	2.3	2.3	2.2	2.3	2.2	2.3	2.3	2.3	2.2
Avg. Stride Length [m]	5.8	7.0	6.9	7.0	7.2	7.2	7.3	7.4	7.4	6.9



- [] Ranking at each section and finish
- .-.- No data available at this section
- NA No data available