

Aquis Park Gold Coast Poly QLD Professional

Race 7: THIRSTY CAMEL BENCHMARK 68 Handicap - 1200m

13 April 2024 - 17:01

Track Rating: Synthetic , Weather: Fine, Rail Position: True

Section		Field Times										Last 600m		
		Overall	1000m	800m	600m	400m	200m						0:36.10	
		1:09.87 (0:12.80)	0:57.07 (0:10.20)	0:46.87 (0:10.77)	0:36.10 (0:11.23)	0:24.87 (0:12.31)	0:12.56 (0:12.56)							
Rank	TAB	Horse/Jockey	Barrier	Top Speed [km/h]	Fastest Section								Margin	Distance Travelled [m]
1	3	MINKS STAR Cody Collis	3	70.4 1000m	0:10.42 1000m	1:09.87 [1] (0:13.41)	0:56.46 [8] (0:10.42)	0:46.04 [8] (0:10.86)	0:35.18 [8] (0:11.18)	0:24.00 [7] (0:11.54)	0:12.46 [2] (0:12.46)	1:09.87	0:35.18	
2	12	CONSTANT CAFE Elione Chaves	12	71.0 1000m	0:10.46 1000m	1:10.12 [2] (0:13.31)	0:56.81 [7] (0:10.46)	0:46.35 [7] (0:10.89)	0:35.46 [7] (0:11.34)	0:24.12 [8] (0:11.85)	0:12.27 [7] (0:12.27)	1.5L	0:35.46	+10
3	2	I AM VOODOO Noel Callow	2	70.7 1000m	0:10.33 1000m	1:10.17 [3] (0:13.21)	0:56.96 [6] (0:10.33)	0:46.63 [5] (0:10.72)	0:35.91 [5] (0:11.23)	0:24.68 [4] (0:12.04)	0:12.64 [5] (0:12.64)	1.7L	0:35.91	+4
4	9	PERNELL Jag Guthmann-Chester	9	70.3 1000m	0:10.48 1000m	1:10.23 [4] (0:13.88)	0:56.35 [10] (0:10.48)	0:45.87 [10] (0:10.72)	0:35.15 [10] (0:10.94)	0:24.21 [9] (0:11.89)	0:12.32 [9] (0:12.32)	1.9L	0:35.15	+5
5	1	GALAXY GENERAL Jai Williams	1	69.5 1000m	0:10.54 1000m	1:10.30 [5] (0:13.08)	0:57.22 [5] (0:10.54)	0:46.68 [6] (0:10.78)	0:35.90 [6] (0:11.26)	0:24.64 [5] (0:11.84)	0:12.80 [4] (0:12.80)	2.2L	0:35.90	-1
6	6	SERIGALA Michael Cahill	6	72.7 1000m	0:10.10 1000m	1:10.44 [6] (0:12.91)	0:57.53 [4] (0:10.10)	0:47.43 [2] (0:10.76)	0:36.67 [1] (0:11.23)	0:25.44 [1] (0:12.31)	0:13.13 [1] (0:13.13)	3L	0:36.67	-1
7	4	OUR FREE SPIRIT Lilli Barr	4	71.9 1000m	0:10.20 1000m	1:10.87 [7] (0:12.80)	0:58.07 [1] (0:10.20)	0:47.87 [1] (0:10.97)	0:36.90 [3] (0:11.42)	0:25.48 [3] (0:12.35)	0:13.13 [6] (0:13.13)	5.5L	0:36.90	+4
8	10	FULL CRY Rikki Jamieson	10	71.7 1000m	0:10.38 1000m	1:11.34 [8] (0:12.91)	0:58.43 [3] (0:10.38)	0:48.05 [4] (0:10.95)	0:37.10 [4] (0:11.47)	0:25.63 [6] (0:12.18)	0:13.45 [8] (0:13.45)	8.3L	0:37.10	-2
9	7	CAMPAI Yvette Lewis	7	72.9 1000m	0:10.21 1000m	1:11.36 [9] (0:12.84)	0:58.52 [2] (0:10.21)	0:48.31 [3] (0:10.80)	0:37.51 [2] (0:11.31)	0:26.20 [2] (0:12.25)	0:13.95 [2] (0:13.95)	8.4L	0:37.51	+4
10	5	TWO SMOKIN BARRELS Wanderson D'Avila	5	70.5 1000m	0:10.40 1000m	1:11.47 [10] (0:13.61)	0:57.86 [9] (0:10.40)	0:47.46 [9] (0:10.82)	0:36.64 [9] (0:11.42)	0:25.22 [10] (0:12.11)	0:13.11 [10] (0:13.11)	8.9L	0:36.64	+7

Scratched: Damiani (#8), She Mine (#11)



Horse/Jockey Name	Minks Star
Final Rank	1
Fastest Section Time (Section)	0:10.42 (1000m)
Top Speed [km/h] (Section)	70.4 (1000m)
Race State	Finished



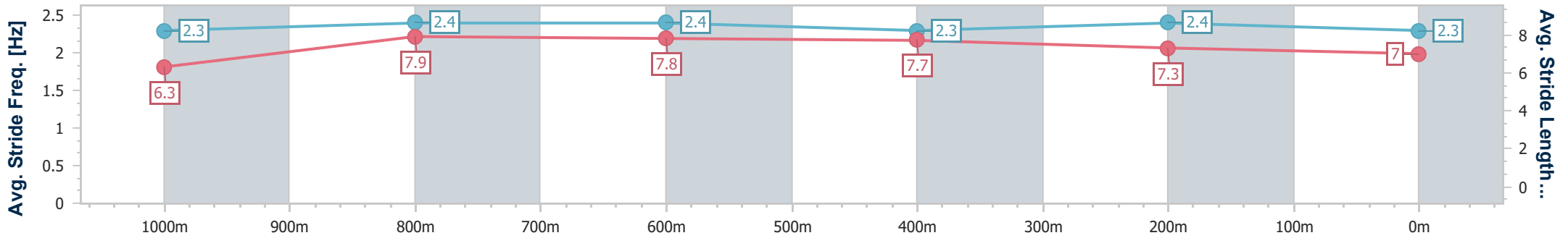
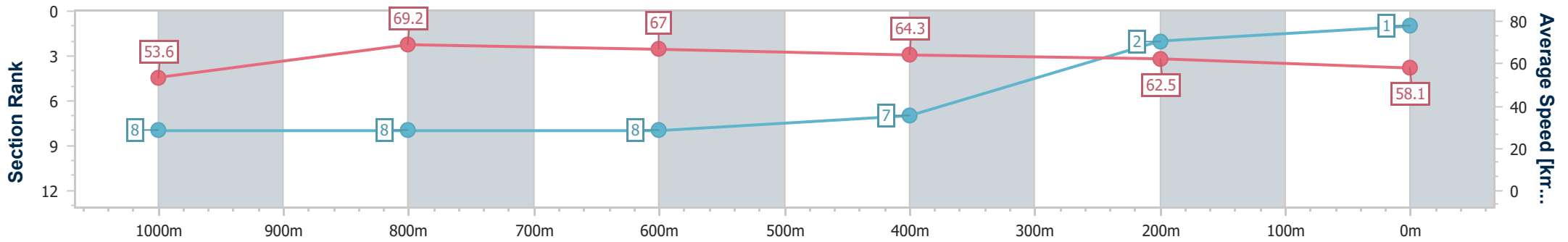
Aquis Park Gold Coast Poly QLD Professional
Race 7: THIRSTY CAMEL BENCHMARK 68 Handicap - 1200m



13 April 2024 - 17:01

Track Rating: Synthetic , Weather: Fine, Rail Position: True

Section	Overall	1000m	800m	600m	400m	200m
Section Times	1:09.87 [1] (0:13.41)	0:56.46 [8] (0:10.42)	0:46.04 [8] (0:10.86)	0:35.18 [8] (0:11.18)	0:24.00 [7] (0:11.54)	0:12.46 [2] (0:12.46)
Average Speed [km/h]	53.6	69.2	67.0	64.3	62.5	58.1
Top Speed [km/h]	69.2	70.4	69.1	68.1	64.3	60.7
Avg. Dist. to Rail [m]	1.5	0.5	1.2	0.3	0.9	3.4
Avg. Stride Freq. [Hz]	2.3	2.4	2.4	2.3	2.4	2.3
Avg. Stride Length [m]	6.3	7.9	7.8	7.7	7.3	7.0



- [] Ranking at each section and finish
- .-.- No data available at this section
- NA No data available



Horse/Jockey Name	Constant Cafe
Final Rank	2
Fastest Section Time (Section)	0:10.46 (1000m)
Top Speed [km/h] (Section)	71.0 (1000m)
Race State	Finished



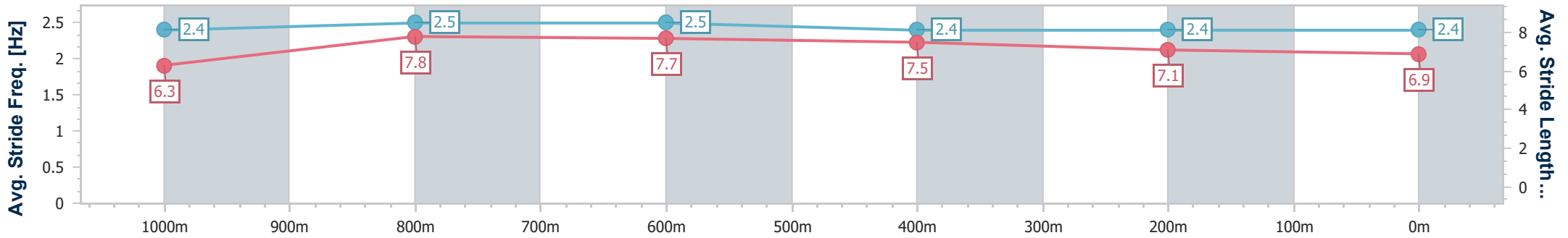
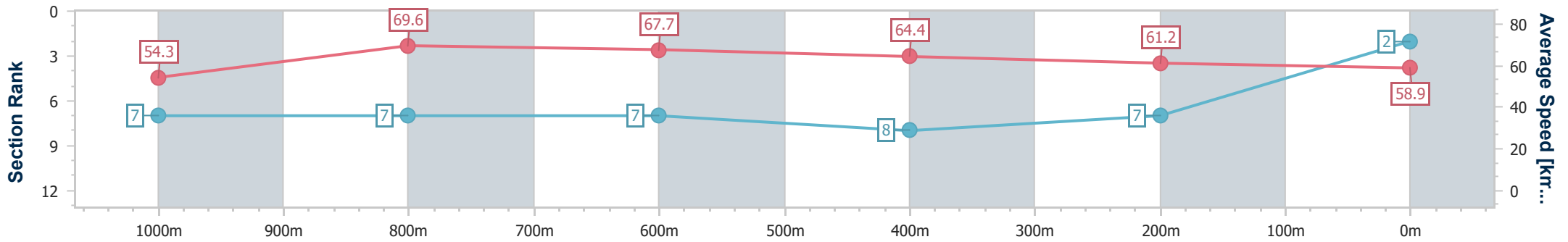
Aquis Park Gold Coast Poly QLD Professional
Race 7: THIRSTY CAMEL BENCHMARK 68 Handicap - 1200m



13 April 2024 - 17:01

Track Rating: Synthetic , Weather: Fine, Rail Position: True

Section	Overall	1000m	800m	600m	400m	200m
Section Times	1:10.12 [2] (0:13.31)	0:56.81 [7] (0:10.46)	0:46.35 [7] (0:10.89)	0:35.46 [7] (0:11.34)	0:24.12 [8] (0:11.85)	0:12.27 [7]
Average Speed [km/h]	54.3	69.6	67.7	64.4	61.2	58.9
Top Speed [km/h]	68.8	71.0	69.2	67.3	62.3	60.1
Avg. Dist. to Rail [m]	4.6	2.3	4.7	2.9	4.3	6.4
Avg. Stride Freq. [Hz]	2.4	2.5	2.5	2.4	2.4	2.4
Avg. Stride Length [m]	6.3	7.8	7.7	7.5	7.1	6.9



- [] Ranking at each section and finish
- .-.- No data available at this section
- NA No data available



Horse/Jockey Name	I Am Voodoo
Final Rank	3
Fastest Section Time (Section)	0:10.33 (1000m)
Top Speed [km/h] (Section)	70.7 (1000m)
Race State	Finished



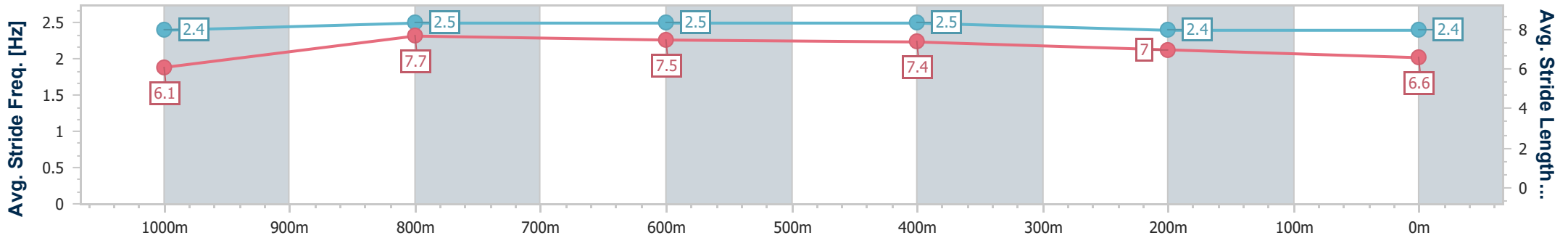
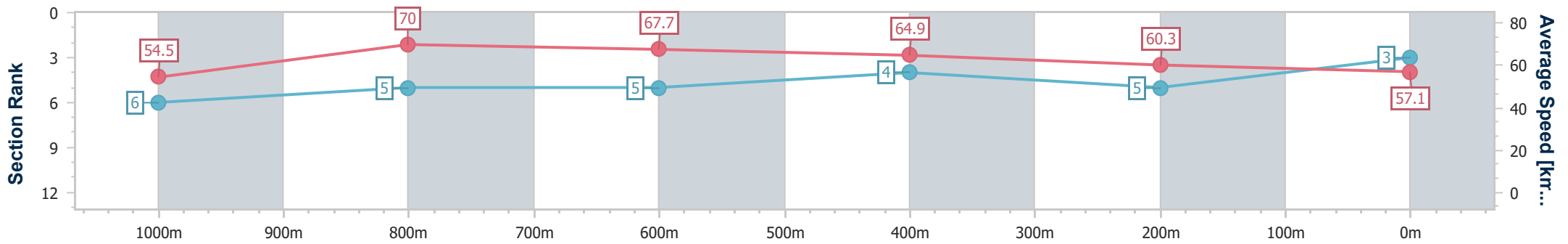
Aquis Park Gold Coast Poly QLD Professional
Race 7: THIRSTY CAMEL BENCHMARK 68 Handicap - 1200m



13 April 2024 - 17:01

Track Rating: Synthetic , Weather: Fine, Rail Position: True

Section	Overall	1000m	800m	600m	400m	200m
Section Times	1:10.17 [3] (0:13.21)	0:56.96 [6] (0:10.33)	0:46.63 [5] (0:10.72)	0:35.91 [5] (0:11.23)	0:24.68 [4] (0:12.04)	0:12.64 [5] (0:12.64)
Average Speed [km/h]	54.5	70.0	67.7	64.9	60.3	57.1
Top Speed [km/h]	69.7	70.7	68.6	67.7	62.5	58.8
Avg. Dist. to Rail [m]	5.8	1.7	1.2	2.0	4.0	5.0
Avg. Stride Freq. [Hz]	2.4	2.5	2.5	2.5	2.4	2.4
Avg. Stride Length [m]	6.1	7.7	7.5	7.4	7.0	6.6



- [] Ranking at each section and finish
- .-.- No data available at this section
- NA No data available



Horse/Jockey Name	Pernell
Final Rank	4
Fastest Section Time (Section)	0:10.48 (1000m)
Top Speed [km/h] (Section)	70.3 (1000m)
Race State	Finished



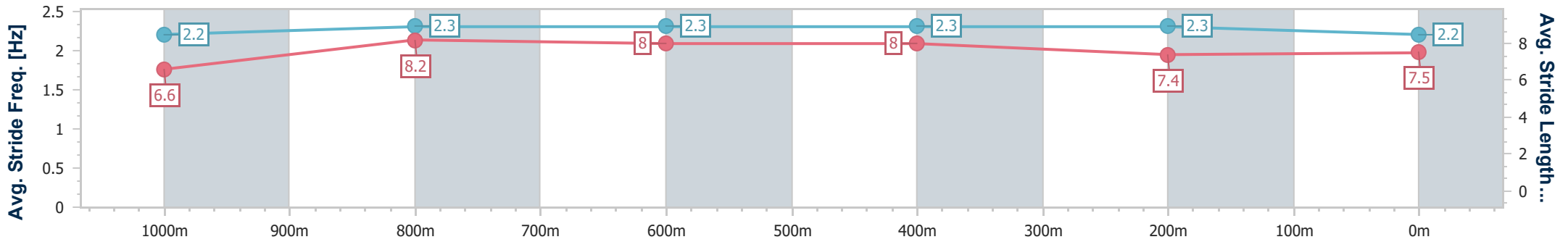
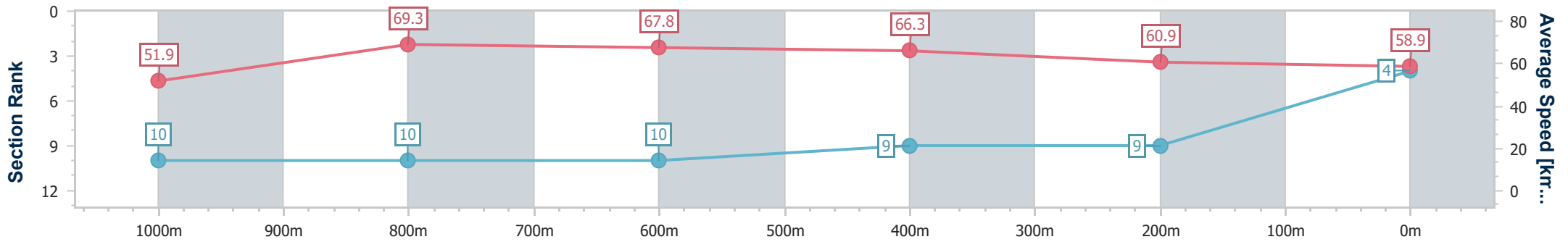
Aquis Park Gold Coast Poly QLD Professional
Race 7: THIRSTY CAMEL BENCHMARK 68 Handicap - 1200m



13 April 2024 - 17:01

Track Rating: Synthetic , Weather: Fine, Rail Position: True

Section	Overall	1000m	800m	600m	400m	200m
Section Times	1:10.23 [4] (0:13.88)	0:56.35 [10] (0:10.48)	0:45.87 [10] (0:10.72)	0:35.15 [10] (0:10.94)	0:24.21 [9] (0:11.89)	0:12.32 [9]
Average Speed [km/h]	51.9	69.3	67.8	66.3	60.9	58.9
Top Speed [km/h]	68.5	70.3	68.4	68.0	62.9	60.3
Avg. Dist. to Rail [m]	3.5	3.0	2.0	1.0	5.3	7.7
Avg. Stride Freq. [Hz]	2.2	2.3	2.3	2.3	2.3	2.2
Avg. Stride Length [m]	6.6	8.2	8.0	8.0	7.4	7.5



- [] Ranking at each section and finish
- .-.- No data available at this section
- NA No data available



Horse/Jockey Name	Galaxy General
Final Rank	5
Fastest Section Time (Section)	0:10.54 (1000m)
Top Speed [km/h] (Section)	69.5 (1000m)
Race State	Finished



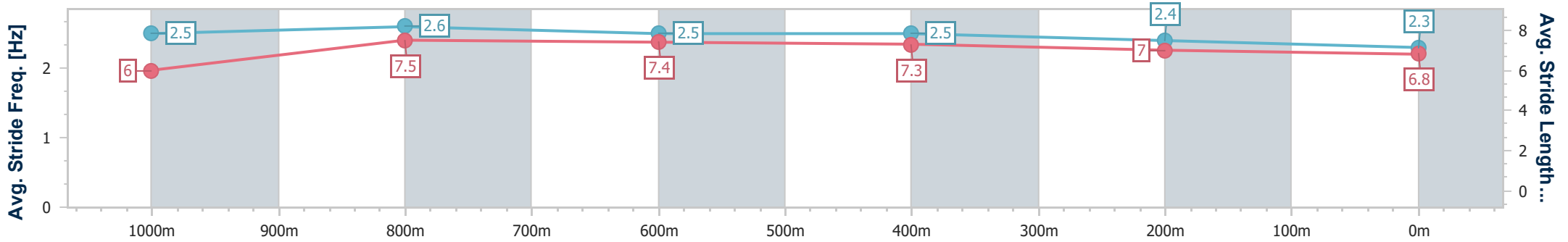
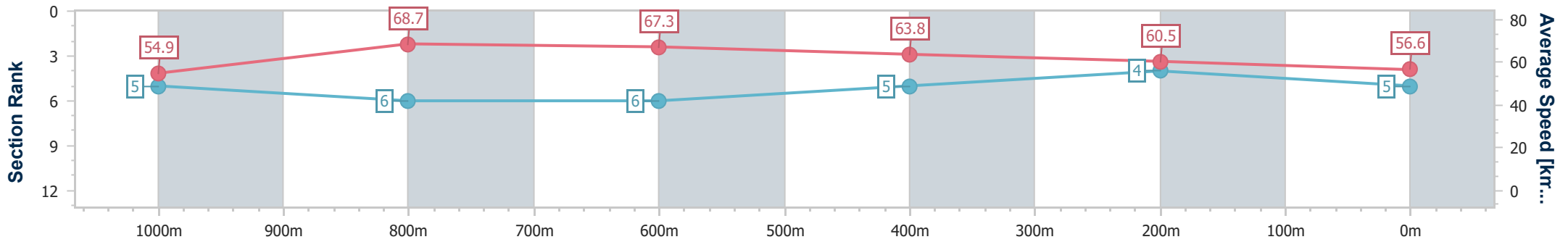
Aquis Park Gold Coast Poly QLD Professional
Race 7: THIRSTY CAMEL BENCHMARK 68 Handicap - 1200m



13 April 2024 - 17:01

Track Rating: Synthetic , Weather: Fine, Rail Position: True

Section	Overall	1000m	800m	600m	400m	200m
Section Times	1:10.30 [5] (0:13.08)	0:57.22 [5] (0:10.54)	0:46.68 [6] (0:10.78)	0:35.90 [6] (0:11.26)	0:24.64 [5] (0:11.84)	0:12.80 [4] (0:12.80)
Average Speed [km/h]	54.9	68.7	67.3	63.8	60.5	56.6
Top Speed [km/h]	68.9	69.5	69.1	67.9	61.9	58.8
Avg. Dist. to Rail [m]	1.9	0.8	1.6	0.4	0.9	2.8
Avg. Stride Freq. [Hz]	2.5	2.6	2.5	2.5	2.4	2.3
Avg. Stride Length [m]	6.0	7.5	7.4	7.3	7.0	6.8



- [] Ranking at each section and finish
- .-.- No data available at this section
- NA No data available



Horse/Jockey Name	Serigala
Final Rank	6
Fastest Section Time (Section)	0:10.10 (1000m)
Top Speed [km/h] (Section)	72.7 (1000m)
Race State	Finished



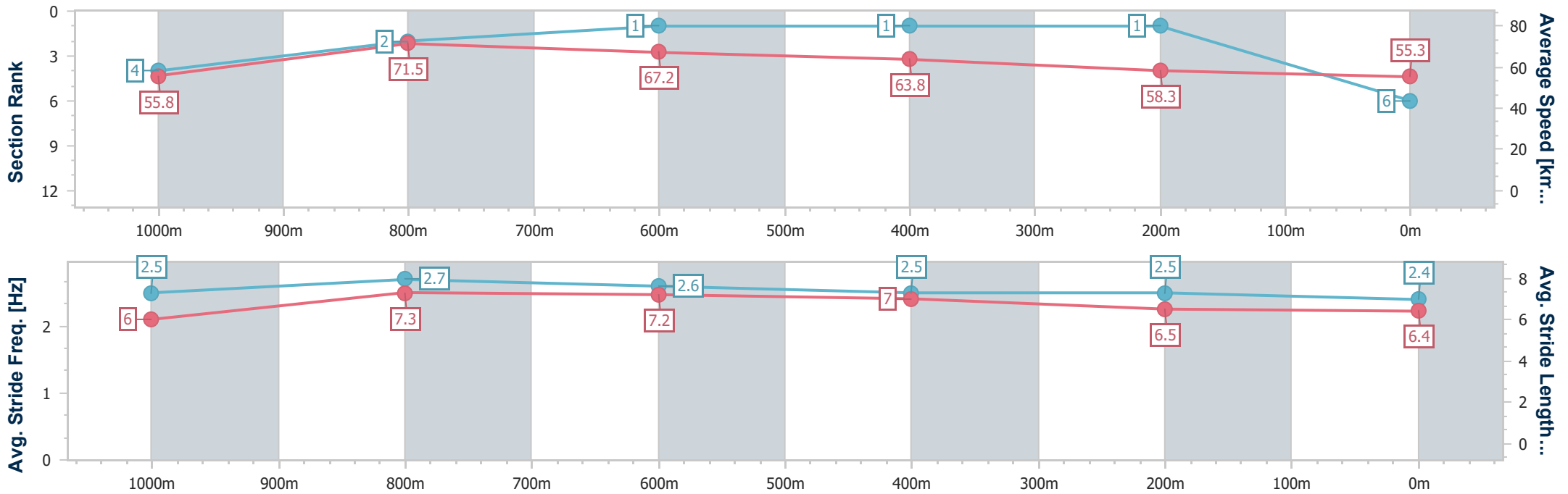
Aquis Park Gold Coast Poly QLD Professional
Race 7: THIRSTY CAMEL BENCHMARK 68 Handicap - 1200m



13 April 2024 - 17:01

Track Rating: Synthetic , Weather: Fine, Rail Position: True

Section	Overall	1000m	800m	600m	400m	200m
Section Times	1:10.44 [6] (0:12.91)	0:57.53 [4] (0:10.10)	0:47.43 [2] (0:10.76)	0:36.67 [1] (0:11.23)	0:25.44 [1] (0:12.31)	0:13.13 [1] (0:13.13)
Average Speed [km/h]	55.8	71.5	67.2	63.8	58.3	55.3
Top Speed [km/h]	71.9	72.7	69.6	66.4	60.8	57.7
Avg. Dist. to Rail [m]	0.7	1.6	1.2	0.9	0.5	1.0
Avg. Stride Freq. [Hz]	2.5	2.7	2.6	2.5	2.5	2.4
Avg. Stride Length [m]	6.0	7.3	7.2	7.0	6.5	6.4



- [] Ranking at each section and finish
- .-.- No data available at this section
- NA No data available



Horse/Jockey Name	Our Free Spirit
Final Rank	7
Fastest Section Time (Section)	0:10.20 (1000m)
Top Speed [km/h] (Section)	71.9 (1000m)
Race State	Finished



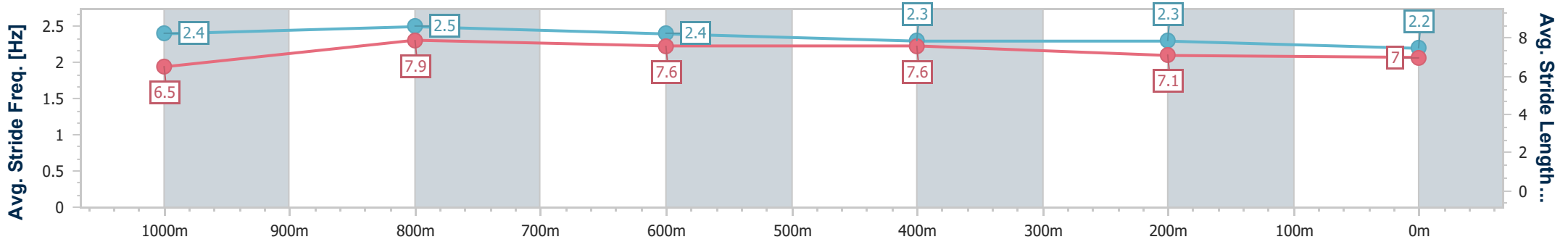
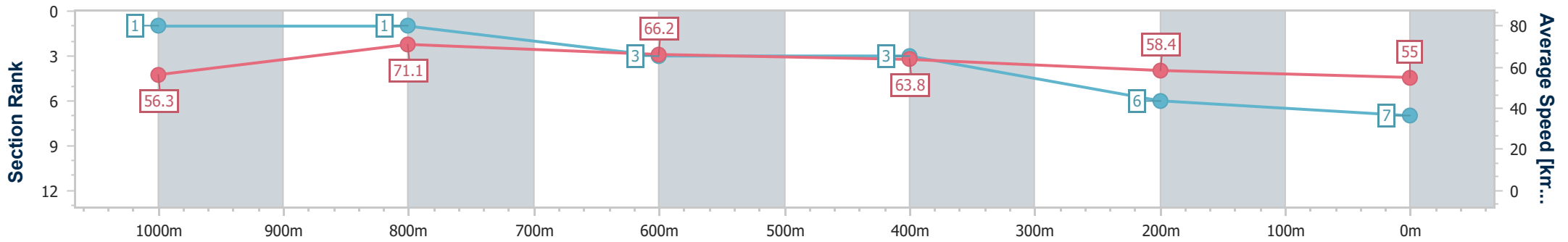
Aquis Park Gold Coast Poly QLD Professional
Race 7: THIRSTY CAMEL BENCHMARK 68 Handicap - 1200m



13 April 2024 - 17:01

Track Rating: Synthetic , Weather: Fine, Rail Position: True

Section	Overall	1000m	800m	600m	400m	200m
Section Times	1:10.87 [7] (0:12.80)	0:58.07 [1] (0:10.20)	0:47.87 [1] (0:10.97)	0:36.90 [3] (0:11.42)	0:25.48 [3] (0:12.35)	0:13.13 [6]
Average Speed [km/h]	56.3	71.1	66.2	63.8	58.4	55.0
Top Speed [km/h]	71.6	71.9	68.6	66.0	61.6	56.0
Avg. Dist. to Rail [m]	7.1	2.8	2.1	2.1	1.9	3.9
Avg. Stride Freq. [Hz]	2.4	2.5	2.4	2.3	2.3	2.2
Avg. Stride Length [m]	6.5	7.9	7.6	7.6	7.1	7.0



- [] Ranking at each section and finish
- .-.- No data available at this section
- NA No data available



Horse/Jockey Name	Full Cry
Final Rank	8
Fastest Section Time (Section)	0:10.38 (1000m)
Top Speed [km/h] (Section)	71.7 (1000m)
Race State	Finished



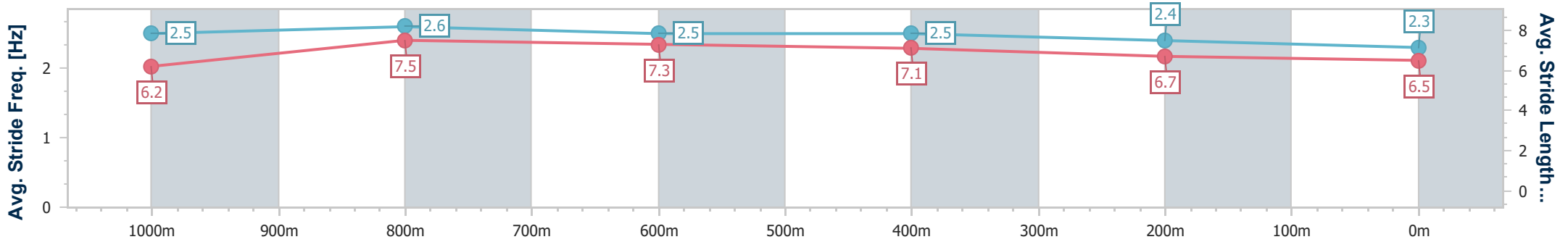
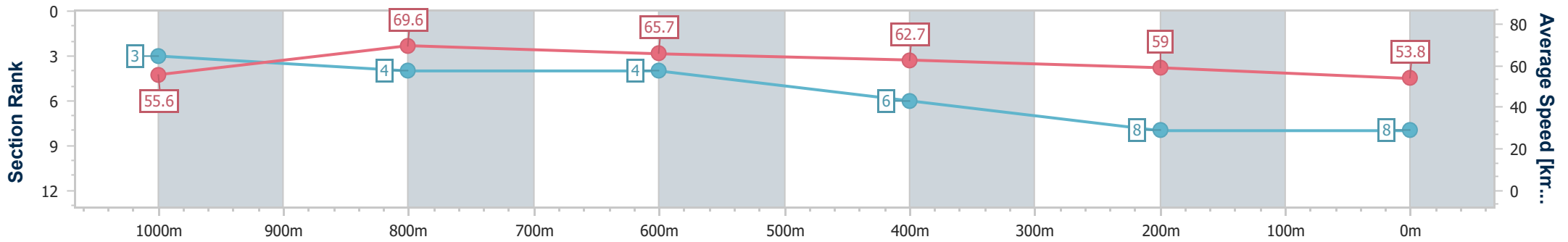
Aquis Park Gold Coast Poly QLD Professional
 Race 7: THIRSTY CAMEL BENCHMARK 68 Handicap - 1200m



13 April 2024 - 17:01

Track Rating: Synthetic , Weather: Fine, Rail Position: True

Section	Overall	1000m	800m	600m	400m	200m
Section Times	1:11.34 [8] (0:12.91)	0:58.43 [3] (0:10.38)	0:48.05 [4] (0:10.95)	0:37.10 [4] (0:11.47)	0:25.63 [6] (0:12.18)	0:13.45 [8] (0:13.45)
Average Speed [km/h]	55.6	69.6	65.7	62.7	59.0	53.8
Top Speed [km/h]	70.6	71.7	67.0	64.9	61.6	57.0
Avg. Dist. to Rail [m]	2.9	1.5	0.4	0.6	2.1	5.5
Avg. Stride Freq. [Hz]	2.5	2.6	2.5	2.5	2.4	2.3
Avg. Stride Length [m]	6.2	7.5	7.3	7.1	6.7	6.5



- [] Ranking at each section and finish
- .-.- No data available at this section
- NA No data available



Horse/Jockey Name	Campai
Final Rank	9
Fastest Section Time (Section)	0:10.21 (1000m)
Top Speed [km/h] (Section)	72.9 (1000m)
Race State	Finished



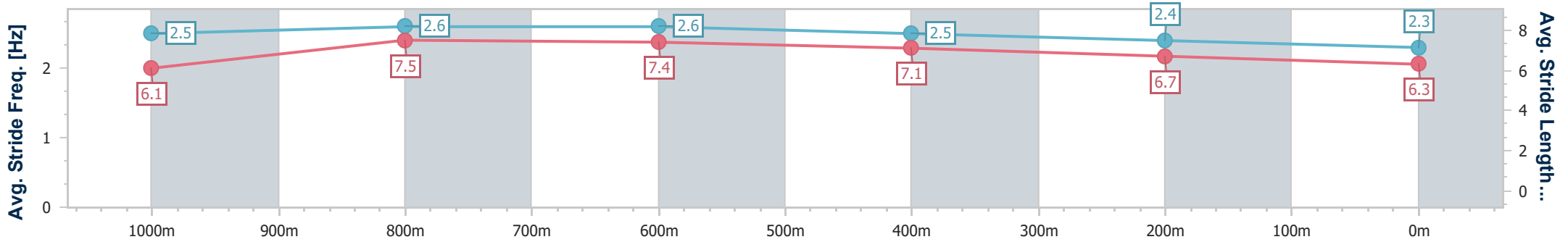
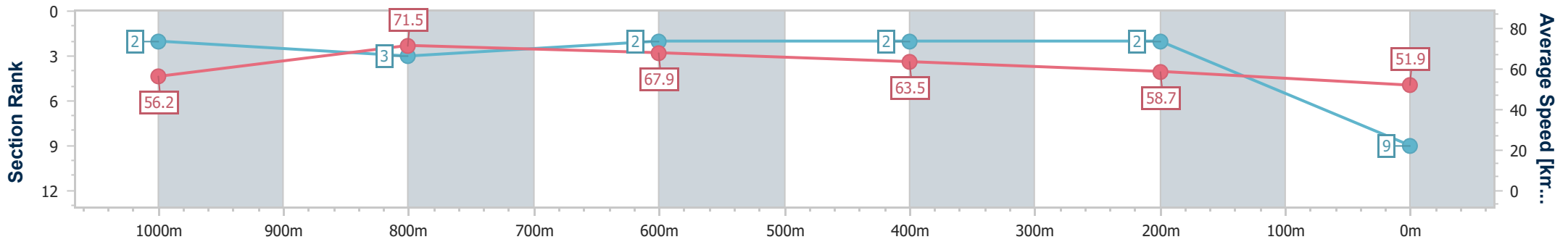
Aquis Park Gold Coast Poly QLD Professional
Race 7: THIRSTY CAMEL BENCHMARK 68 Handicap - 1200m



13 April 2024 - 17:01

Track Rating: Synthetic , Weather: Fine, Rail Position: True

Section	Overall	1000m	800m	600m	400m	200m
Section Times	1:11.36 [9] (0:12.84)	0:58.52 [2] (0:10.21)	0:48.31 [3] (0:10.80)	0:37.51 [2] (0:11.31)	0:26.20 [2] (0:12.25)	0:13.95 [2] (0:13.95)
Average Speed [km/h]	56.2	71.5	67.9	63.5	58.7	51.9
Top Speed [km/h]	71.9	72.9	70.1	66.1	61.4	56.4
Avg. Dist. to Rail [m]	5.4	4.9	3.1	0.7	1.6	3.0
Avg. Stride Freq. [Hz]	2.5	2.6	2.6	2.5	2.4	2.3
Avg. Stride Length [m]	6.1	7.5	7.4	7.1	6.7	6.3



- [] Ranking at each section and finish
- .-.- No data available at this section
- NA No data available



Horse/Jockey Name	Two Smokin Barrels
Final Rank	10
Fastest Section Time (Section)	0:10.40 (1000m)
Top Speed [km/h] (Section)	70.5 (1000m)
Race State	Finished



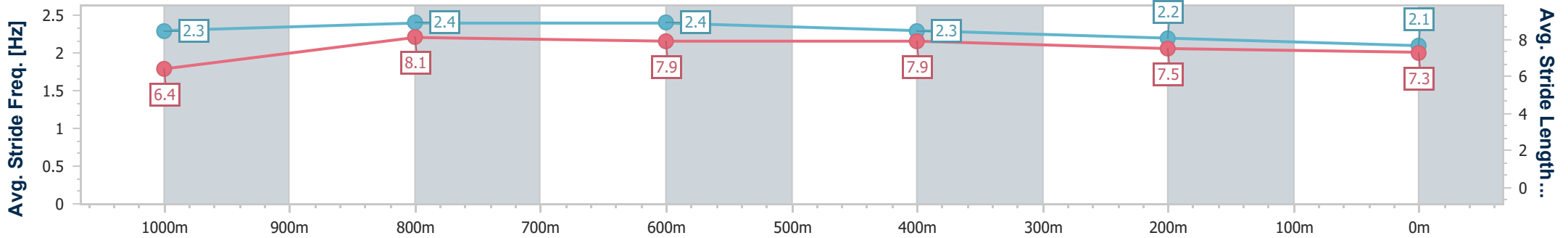
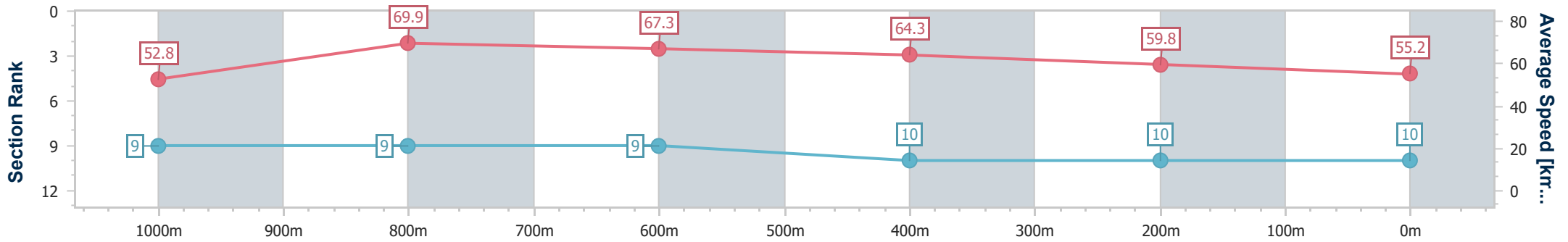
Aquis Park Gold Coast Poly QLD Professional
Race 7: THIRSTY CAMEL BENCHMARK 68 Handicap - 1200m



13 April 2024 - 17:01

Track Rating: Synthetic , Weather: Fine, Rail Position: True

Section	Overall	1000m	800m	600m	400m	200m
Section Times	1:11.47 [10] (0:13.61)	0:57.86 [9] (0:10.40)	0:47.46 [9] (0:10.82)	0:36.64 [9] (0:11.42)	0:25.22 [10] (0:12.11)	0:13.11 [10] (0:13.11)
Average Speed [km/h]	52.8	69.9	67.3	64.3	59.8	55.2
Top Speed [km/h]	69.5	70.5	68.7	67.4	60.7	59.3
Avg. Dist. to Rail [m]	4.2	2.5	2.6	3.3	3.8	4.1
Avg. Stride Freq. [Hz]	2.3	2.4	2.4	2.3	2.2	2.1
Avg. Stride Length [m]	6.4	8.1	7.9	7.9	7.5	7.3



- [] Ranking at each section and finish
- .-.- No data available at this section
- NA No data available