

# Aquis Park Gold Coast Poly QLD Professional

## Race 5: CELLARBRATIONS BENCHMARK 55 Handicap - 1540m

13 April 2024 - 15:44

Track Rating: Synthetic , Weather: Fine, Rail Position: True

Section		Overall	1400m	1200m	1000m	800m	600m	400m	Last 600m				
Field Times		1:33.63 (0:10.66)	1:22.97 (0:11.64)	1:11.33 (0:11.85)	0:59.48 (0:12.01)	0:47.47 (0:11.88)	0:35.59 (0:11.86)	0:23.73 (0:11.79)	0:35.59				
Rank	TAB Horse/Jockey	Barrier	Top Speed [km/h]	Fastest Section									Distance Travelled [m]
1	2 <b>TAKUNAI</b> Rikki Jamieson	2	64.2 1400m	0:10.77 Overall	1:33.63 [1] (0:10.77)	1:22.86 [3] (0:11.53)	1:11.33 [1] (0:11.85)	0:59.48 [1] (0:12.01)	0:47.47 [1] (0:11.88)	0:35.59 [1] (0:11.86)	0:23.73 [1] (0:11.79)	0:35.59	
2	3 <b>SARSEN</b> Jai Williams	3	62.8 400m	0:10.66 Overall	1:33.66 [2] (0:10.66)	1:23.00 [1] (0:11.93)	1:11.07 [2] (0:12.05)	0:59.02 [2] (0:11.88)	0:47.14 [2] (0:11.74)	0:35.40 [2] (0:11.77)	0:23.63 [2] (0:11.67)	0:35.40	+3
3	4 <b>NEOCLASSICISM</b> Dan McGillivray	4	62.9 400m	0:10.78 Overall	1:33.96 [3] (0:10.78)	1:23.18 [4] (0:11.87)	1:11.31 [3] (0:12.00)	0:59.31 [3] (0:11.89)	0:47.42 [3] (0:11.77)	0:35.65 [3] (0:11.87)	0:23.78 [3] (0:11.79)	0:35.65	-1
4	1 <b>DIMENSION</b> Casey Waddell	1	63.9 600m	0:10.82 Overall	1:33.98 [4] (0:10.82)	1:23.16 [5] (0:12.07)	1:11.09 [4] (0:12.14)	0:58.95 [4] (0:11.78)	0:47.17 [4] (0:11.78)	0:35.39 [5] (0:11.70)	0:23.69 [5] (0:11.76)	0:35.39	+4
5	5 <b>STEP ON FIRE</b> Emily Lang	5	63.9 600m	0:10.73 Overall	1:34.00 [5] (0:10.73)	1:23.27 [2] (0:12.42)	1:10.85 [6] (0:12.14)	0:58.71 [6] (0:11.66)	0:47.05 [5] (0:11.62)	0:35.43 [4] (0:11.64)	0:23.79 [4] (0:11.71)	0:35.43	+9
6	10 <b>BLUE SWIMMER</b> Cody Collis	10	63.6 600m	0:10.89 Overall	1:35.17 [6] (0:10.89)	1:24.28 [6] (0:12.11)	1:12.17 [5] (0:12.16)	1:00.01 [5] (0:11.84)	0:48.17 [6] (0:11.81)	0:36.36 [6] (0:11.69)	0:24.67 [6] (0:11.93)	0:36.36	+0

Scratched: Marleedoone (#6), Birmingham (#7), Colhoun (#8), Dante Alighieri (#9)



**Aquis Park Gold Coast Poly QLD Professional**  
**Race 5: CELLARBRATIONS BENCHMARK 55 Handicap - 1540m**  
**13 April 2024 - 15:44**



Track Rating: Synthetic , Weather: Fine, Rail Position: True

Section							200m			Last 600m
Field Times							0:11.94			0:35.59
							(0:11.94)			
Rank	TAB	Horse/Jockey	Barrier	Top Speed [km/h]	Fastest Section	Margin				Distance Travelled [m]
1	2	<b>TAKUNAI</b>	2	64.2	0:10.77	0:11.94 [1]	1:33.63			0:35.59
		Rikki Jamieson		1400m	Overall	(0:11.94)				
2	3	<b>SARSEN</b>	3	62.8	0:10.66	0:11.96 [2]	0.2L			0:35.40 +3
		Jai Williams		400m	Overall	(0:11.96)				
3	4	<b>NEOCLASSICISM</b>	4	62.9	0:10.78	0:11.99 [4]	1.7L			0:35.65 -1
		Dan McGillivray		400m	Overall	(0:11.99)				
4	1	<b>DIMENSION</b>	1	63.9	0:10.82	0:11.93 [5]	1.8L			0:35.39 +4
		Casey Waddell		600m	Overall	(0:11.93)				
5	5	<b>STEP ON FIRE</b>	5	63.9	0:10.73	0:12.08 [3]	1.9L			0:35.43 +9
		Emily Lang		600m	Overall	(0:12.08)				
6	10	<b>BLUE SWIMMER</b>	10	63.6	0:10.89	0:12.74 [6]	8.7L			0:36.36 +0
		Cody Collis		600m	Overall	(0:12.74)				

Scratched: Marleedoone (#6), Birmingham (#7), Colhoun (#8), Dante Alighieri (#9)

[ ] Ranking at each section and finish  
 -:-:- No data available at this section  
 NA No data available

SCN Saddle cloth number  
 DNF Did not finish  
 DNT Did not track



Horse/Jockey Name	Takunai
Final Rank	1
Fastest Section Time (Section)	0:10.77 (Overall)
Top Speed [km/h] (Section)	64.2 (1400m)
Race State	Finished



Aquis Park Gold Coast Poly QLD Professional

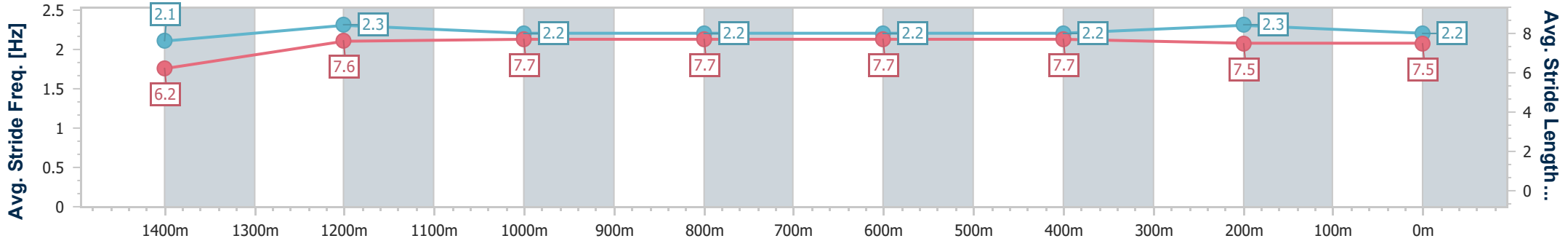
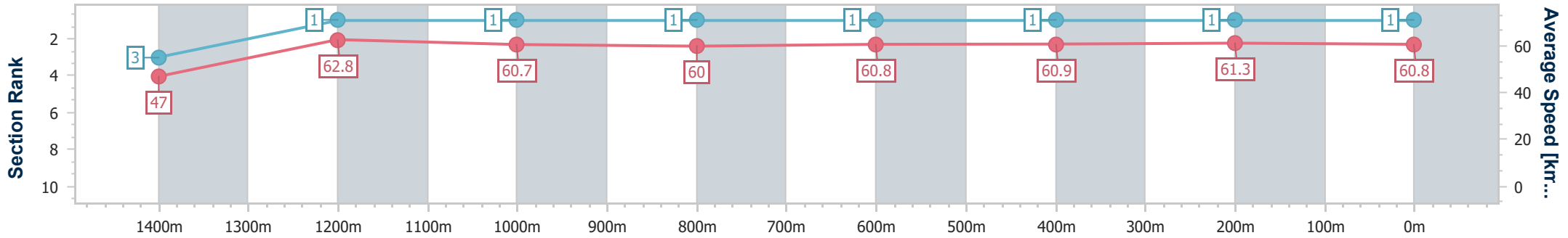
Race 5: CELLARBRATIONS BENCHMARK 55 Handicap - 1540m



13 April 2024 - 15:44

Track Rating: Synthetic , Weather: Fine, Rail Position: True

Section	Overall	1400m	1200m	1000m	800m	600m	400m	200m
Section Times	1:33.63 [1] (0:10.77)	1:22.86 [3] (0:11.53)	1:11.33 [1] (0:11.85)	0:59.48 [1] (0:12.01)	0:47.47 [1] (0:11.88)	0:35.59 [1] (0:11.86)	0:23.73 [1] (0:11.79)	0:11.94 [1] (0:11.94)
Average Speed [km/h]	47.0	62.8	60.7	60.0	60.8	60.9	61.3	60.8
Top Speed [km/h]	62.0	64.2	61.7	60.4	62.1	62.3	62.2	61.5
Avg. Dist. to Rail [m]	1.3	0.6	1.0	0.8	0.7	0.8	2.6	5.1
Avg. Stride Freq. [Hz]	2.1	2.3	2.2	2.2	2.2	2.2	2.3	2.2
Avg. Stride Length [m]	6.2	7.6	7.7	7.7	7.7	7.7	7.5	7.5



- [ ] Ranking at each section and finish
- .-.- No data available at this section
- NA No data available



Horse/Jockey Name	Sarsen
Final Rank	2
Fastest Section Time (Section)	0:10.66 (Overall)
Top Speed [km/h] (Section)	62.8 (400m)
Race State	Finished



Aquis Park Gold Coast Poly QLD Professional

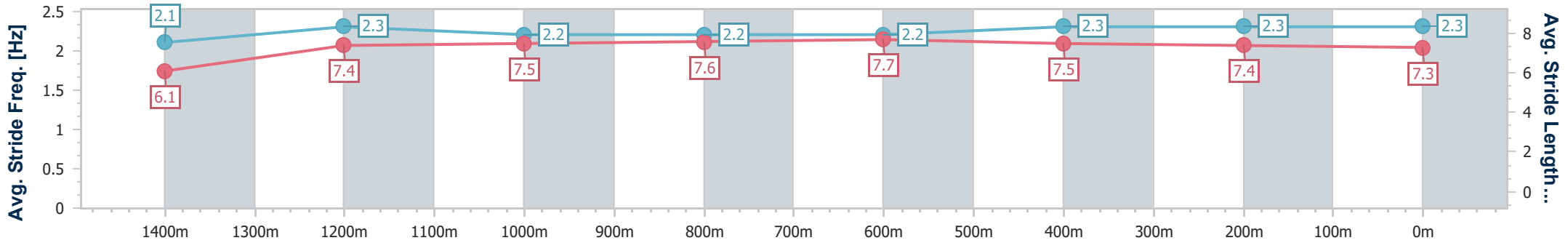
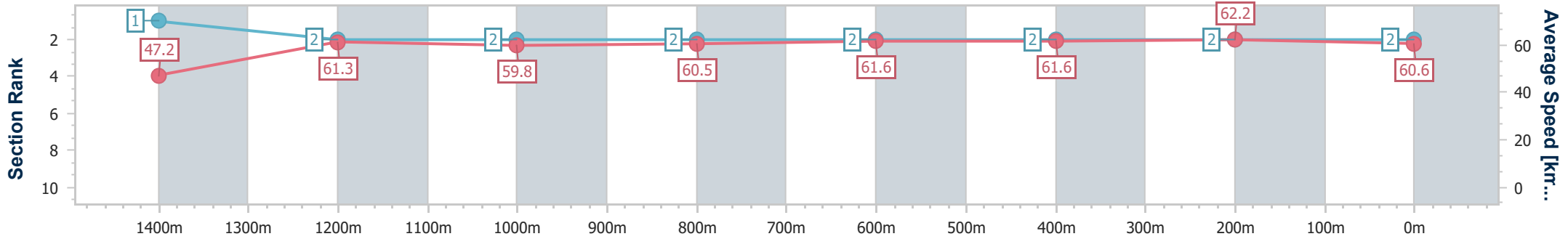
Race 5: CELLARBRATIONS BENCHMARK 55 Handicap - 1540m



13 April 2024 - 15:44

Track Rating: Synthetic , Weather: Fine, Rail Position: True

Section	Overall	1400m	1200m	1000m	800m	600m	400m	200m
Section Times	1:33.66 [2] (0:10.66)	1:23.00 [1] (0:11.93)	1:11.07 [2] (0:12.05)	0:59.02 [2] (0:11.88)	0:47.14 [2] (0:11.74)	0:35.40 [2] (0:11.77)	0:23.63 [2] (0:11.67)	0:11.96 [2] (0:11.96)
Average Speed [km/h]	47.2	61.3	59.8	60.5	61.6	61.6	62.2	60.6
Top Speed [km/h]	60.3	62.0	60.5	61.0	62.0	62.2	62.8	62.0
Avg. Dist. to Rail [m]	3.9	1.6	1.0	0.4	0.6	1.6	3.8	5.6
Avg. Stride Freq. [Hz]	2.1	2.3	2.2	2.2	2.2	2.3	2.3	2.3
Avg. Stride Length [m]	6.1	7.4	7.5	7.6	7.7	7.5	7.4	7.3



- [ ] Ranking at each section and finish
- .-.- No data available at this section
- NA No data available



Horse/Jockey Name	Neoclassicism
Final Rank	3
Fastest Section Time (Section)	0:10.78 (Overall)
Top Speed [km/h] (Section)	62.9 (400m)
Race State	Finished



Aquis Park Gold Coast Poly QLD Professional

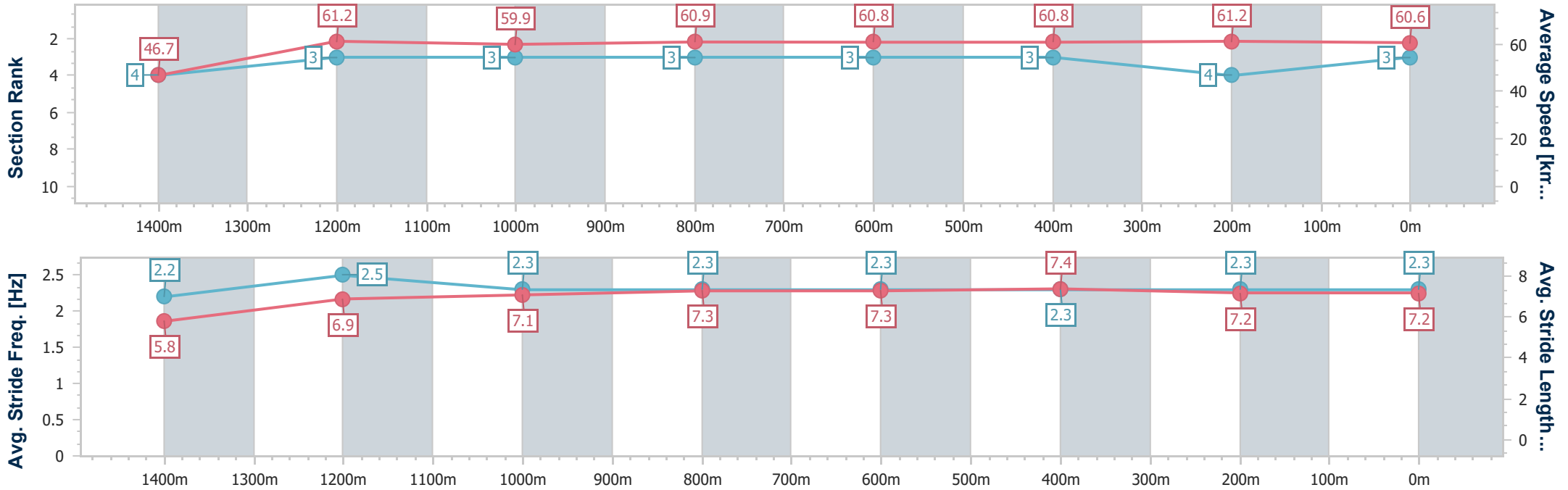
Race 5: CELLARBRATIONS BENCHMARK 55 Handicap - 1540m



13 April 2024 - 15:44

Track Rating: Synthetic , Weather: Fine, Rail Position: True

Section	Overall	1400m	1200m	1000m	800m	600m	400m	200m
Section Times	1:33.96 [3] (0:10.78)	1:23.18 [4] (0:11.87)	1:11.31 [3] (0:12.00)	0:59.31 [3] (0:11.89)	0:47.42 [3] (0:11.77)	0:35.65 [3] (0:11.87)	0:23.78 [3] (0:11.79)	0:11.99 [4] (0:11.99)
Average Speed [km/h]	46.7	61.2	59.9	60.9	60.8	60.8	61.2	60.6
Top Speed [km/h]	59.9	62.1	61.5	61.9	62.0	61.9	62.9	61.9
Avg. Dist. to Rail [m]	2.4	1.1	1.0	0.9	0.5	0.4	1.4	2.4
Avg. Stride Freq. [Hz]	2.2	2.5	2.3	2.3	2.3	2.3	2.3	2.3
Avg. Stride Length [m]	5.8	6.9	7.1	7.3	7.3	7.4	7.2	7.2



- [ ] Ranking at each section and finish
- .-.- No data available at this section
- NA No data available



Horse/Jockey Name	Dimension
Final Rank	4
Fastest Section Time (Section)	0:10.82 (Overall)
Top Speed [km/h] (Section)	63.9 (600m)
Race State	Finished



Aquis Park Gold Coast Poly QLD Professional

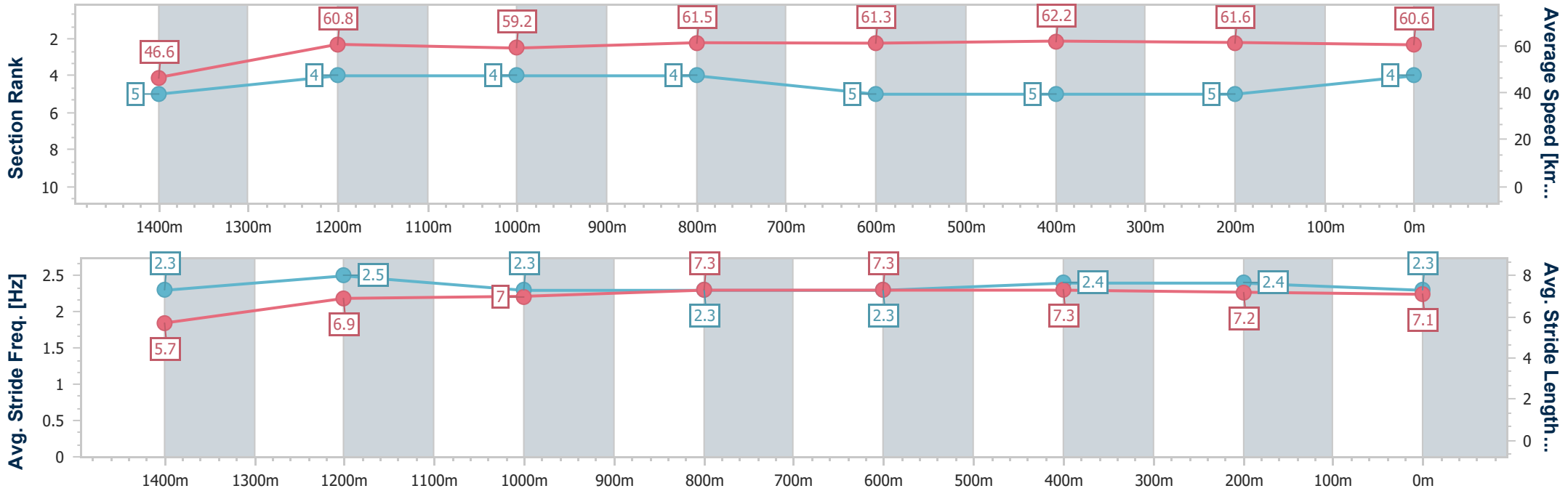
Race 5: CELLARBRATIONS BENCHMARK 55 Handicap - 1540m



13 April 2024 - 15:44

Track Rating: Synthetic , Weather: Fine, Rail Position: True

Section	Overall	1400m	1200m	1000m	800m	600m	400m	200m
Section Times	1:33.98 [4] (0:10.82)	1:23.16 [5] (0:12.07)	1:11.09 [4] (0:12.14)	0:58.95 [4] (0:11.78)	0:47.17 [4] (0:11.78)	0:35.39 [5] (0:11.70)	0:23.69 [5] (0:11.76)	0:11.93 [5] (0:11.93)
Average Speed [km/h]	46.6	60.8	59.2	61.5	61.3	62.2	61.6	60.6
Top Speed [km/h]	61.8	61.7	61.2	62.4	62.6	63.9	62.1	61.5
Avg. Dist. to Rail [m]	5.1	2.0	1.2	1.5	1.0	2.0	3.3	5.0
Avg. Stride Freq. [Hz]	2.3	2.5	2.3	2.3	2.3	2.4	2.4	2.3
Avg. Stride Length [m]	5.7	6.9	7.0	7.3	7.3	7.3	7.2	7.1



- [ ] Ranking at each section and finish
- .-.- No data available at this section
- NA No data available



Horse/Jockey Name	Step On Fire
Final Rank	5
Fastest Section Time (Section)	0:10.73 (Overall)
Top Speed [km/h] (Section)	63.9 (600m)
Race State	Finished



Aquis Park Gold Coast Poly QLD Professional

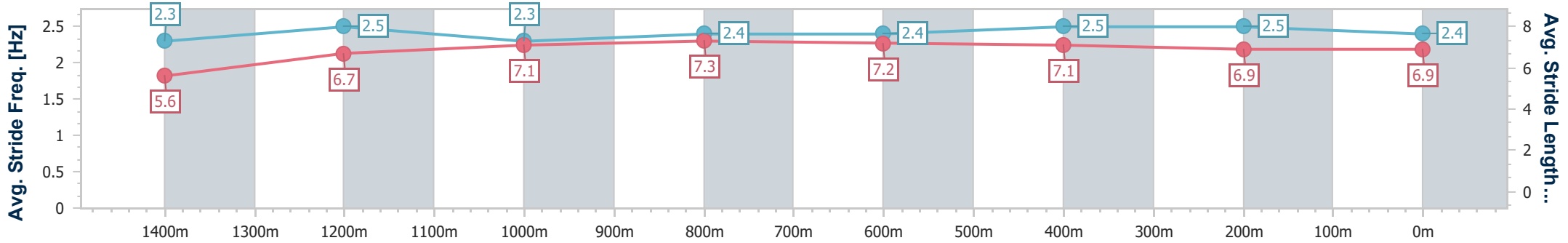
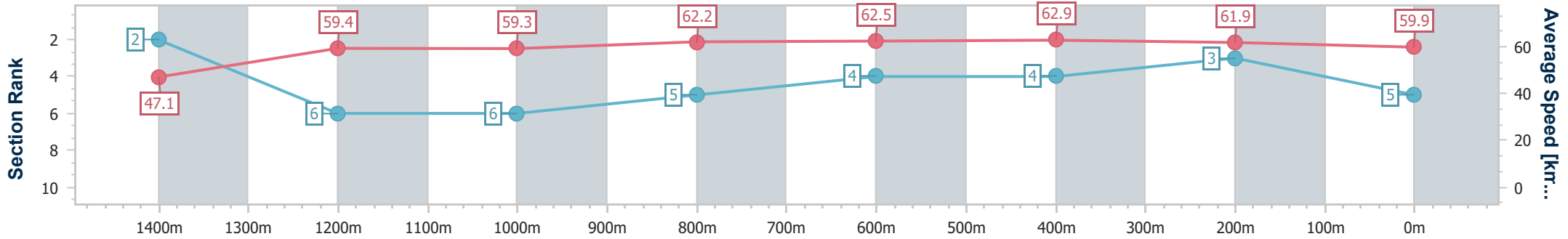
Race 5: CELLARBRATIONS BENCHMARK 55 Handicap - 1540m



13 April 2024 - 15:44

Track Rating: Synthetic , Weather: Fine, Rail Position: True

Section	Overall	1400m	1200m	1000m	800m	600m	400m	200m
Section Times	1:34.00 [5] (0:10.73)	1:23.27 [2] (0:12.42)	1:10.85 [6] (0:12.14)	0:58.71 [6] (0:11.66)	0:47.05 [5] (0:11.62)	0:35.43 [4] (0:11.64)	0:23.79 [4] (0:11.71)	0:12.08 [3] (0:12.08)
Average Speed [km/h]	47.1	59.4	59.3	62.2	62.5	62.9	61.9	59.9
Top Speed [km/h]	59.4	60.9	61.0	62.9	63.4	63.9	62.5	61.4
Avg. Dist. to Rail [m]	6.4	3.2	1.9	2.0	2.3	3.2	4.1	6.7
Avg. Stride Freq. [Hz]	2.3	2.5	2.3	2.4	2.4	2.5	2.5	2.4
Avg. Stride Length [m]	5.6	6.7	7.1	7.3	7.2	7.1	6.9	6.9



- [ ] Ranking at each section and finish
- .-.- No data available at this section
- NA No data available



Horse/Jockey Name	Blue Swimmer
Final Rank	6
Fastest Section Time (Section)	0:10.89 (Overall)
Top Speed [km/h] (Section)	63.6 (600m)
Race State	Finished



Aquis Park Gold Coast Poly QLD Professional

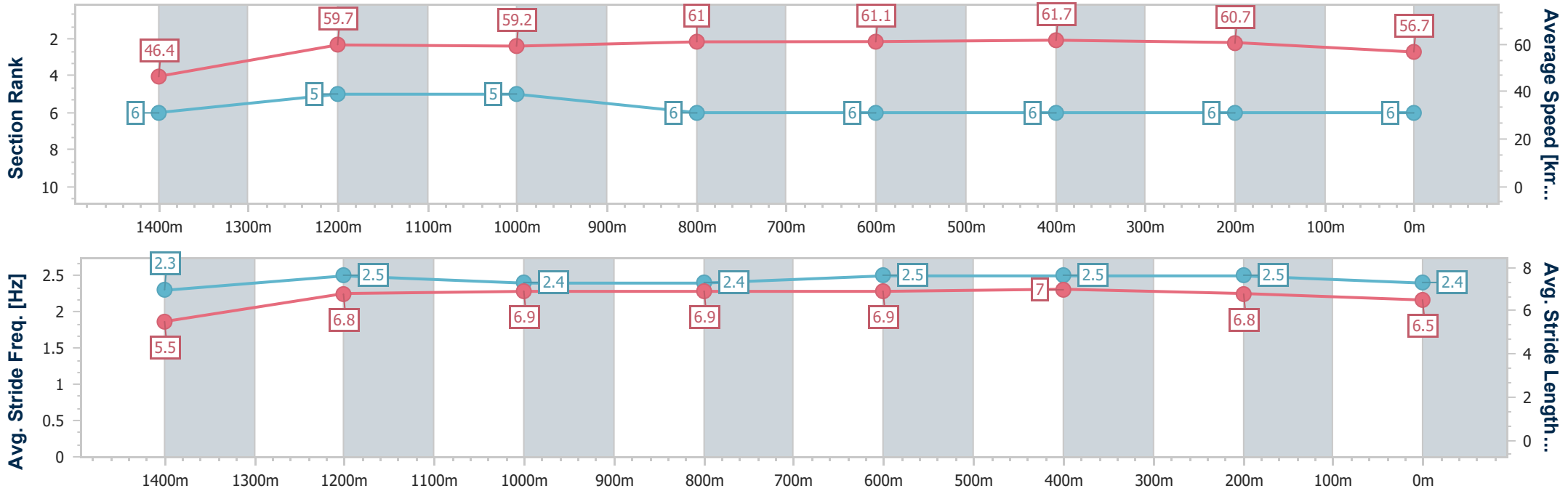
Race 5: CELLARBRATIONS BENCHMARK 55 Handicap - 1540m



13 April 2024 - 15:44

Track Rating: Synthetic , Weather: Fine, Rail Position: True

Section	Overall	1400m	1200m	1000m	800m	600m	400m	200m
Section Times	1:35.17 [6] (0:10.89)	1:24.28 [6] (0:12.11)	1:12.17 [5] (0:12.16)	1:00.01 [5] (0:11.84)	0:48.17 [6] (0:11.81)	0:36.36 [6] (0:11.69)	0:24.67 [6] (0:11.93)	0:12.74 [6] (0:12.74)
Average Speed [km/h]	46.4	59.7	59.2	61.0	61.1	61.7	60.7	56.7
Top Speed [km/h]	59.2	61.3	60.6	62.3	62.6	63.6	61.1	59.7
Avg. Dist. to Rail [m]	4.4	0.9	0.4	0.5	0.4	0.6	3.7	5.7
Avg. Stride Freq. [Hz]	2.3	2.5	2.4	2.4	2.5	2.5	2.5	2.4
Avg. Stride Length [m]	5.5	6.8	6.9	6.9	6.9	7.0	6.8	6.5



- [ ] Ranking at each section and finish
- .-.- No data available at this section
- NA No data available