



Sunshine Coast QLD Professional

Race 6: North Coast Boating Class 1 Plate - 1000m

12 April 2024 - 20:31



Track Rating: Heavy 8, Weather: Fine, Rail Position: True

Section		Overall	800m	600m	400m	200m	Last 600m					
Field Times		1:00.32 (0:14.08)	0:46.24 (0:11.42)	0:34.82 (0:11.36)	0:23.46 (0:11.37)	0:12.09 (0:12.09)	0:34.82					
Rank	TAB Horse/Jockey	Barrier	Top Speed [km/h]	Fastest Section	Margin			Distance Travelled [m]				
1	8 MALTALI Adin Thompson	8	68.7 400m	0:10.88 400m	1:00.32 [1] (0:14.56)	0:45.76 [5] (0:11.44)	0:34.32 [6] (0:11.36)	0:22.96 [5] (0:10.88)	0:12.08 [2] (0:12.08)	1:00.32	0:34.32	
2	14 O'POLLY Georgina Cartwright	14	66.6 600m	0:11.13 400m	1:00.35 [2] (0:14.41)	0:45.94 [3] (0:11.43)	0:34.51 [4] (0:11.26)	0:23.25 [3] (0:11.13)	0:12.12 [1] (0:12.12)	0.1L	0:34.51	+2
3	2 GALLERY MASTER Gregory Walters	2	65.8 800m	0:11.36 600m	1:00.54 [3] (0:14.08)	0:46.46 [1] (0:11.42)	0:35.04 [1] (0:11.36)	0:23.68 [1] (0:11.40)	0:12.28 [3] (0:12.28)	1.1L	0:35.04	+1
3	15 YEMEAN Kyle Wilson-Taylor	15	66.1 600m	0:11.28 400m	1:00.54 [3] (0:14.33)	0:46.21 [2] (0:11.46)	0:34.75 [3] (0:11.41)	0:23.34 [4] (0:11.28)	0:12.06 [5] (0:12.06)	1.1L	0:34.75	+4
5	10 TAWFIQ STAR Damien Thornton	10	65.5 600m	0:11.22 800m	1:00.86 [5] (0:14.41)	0:46.45 [4] (0:11.22)	0:35.23 [2] (0:11.24)	0:23.99 [2] (0:11.42)	0:12.57 [4] (0:12.57)	2.9L	0:35.23	-2
6	11 EVERLASTING STARS Justin Huxtable	11	66.7 400m	0:11.19 400m	1:01.40 [6] (0:14.71)	0:46.69 [6] (0:11.27)	0:35.42 [5] (0:11.40)	0:24.02 [6] (0:11.19)	0:12.83 [6] (0:12.83)	5.9L	0:35.42	+1

Scratched: Curry Legend (#1), Girramay (#3), Iron Power (#5), Akemi (#13), Final Selection (#12), King Of The Jungle (#6), Slippin' Jimmy (#9), Dayu (#4), King Yoshi (#7)

[] Ranking at each section and finish
 -:-:- No data available at this section
 NA No data available

SCN Saddle cloth number
 DNF Did not finish
 DNT Did not track



Horse/Jockey Name	Maltali
Final Rank	1
Fastest Section Time (Section)	0:10.88 (400m)
Top Speed [km/h] (Section)	68.7 (400m)
Race State	Finished



Sunshine Coast QLD Professional

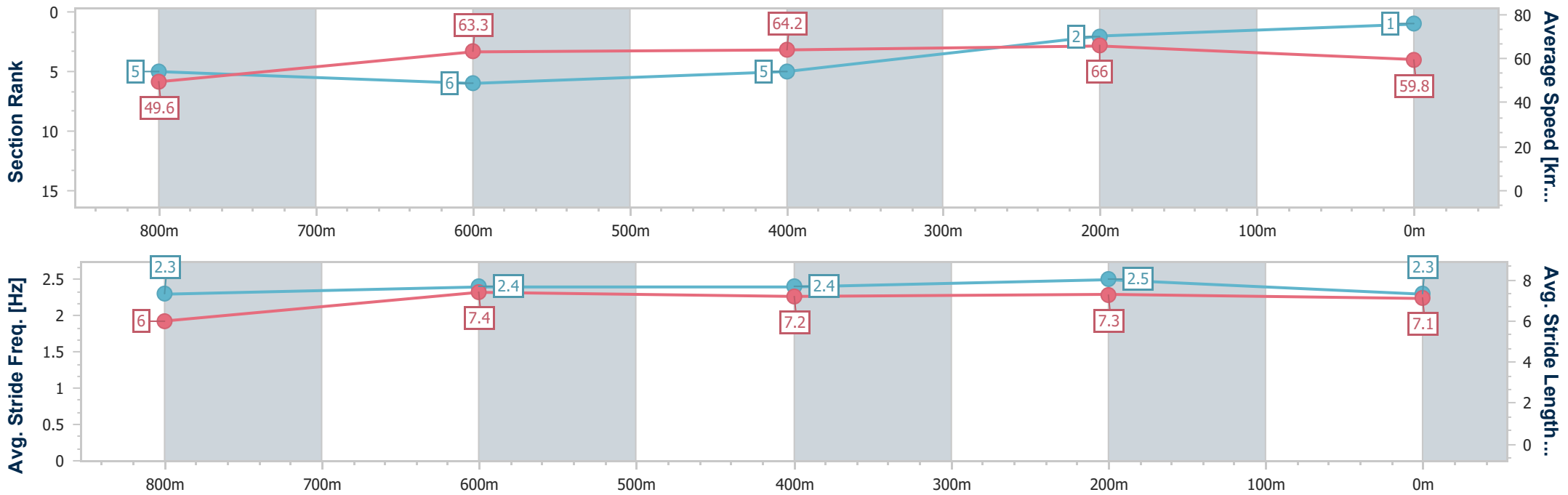
Race 6: North Coast Boating Class 1 Plate - 1000m

12 April 2024 - 20:31



Track Rating: Heavy 8, Weather: Fine, Rail Position: True

Section	Overall	800m	600m	400m	200m
Section Times	1:00.32 [1] (0:14.56)	0:45.76 [5] (0:11.44)	0:34.32 [6] (0:11.36)	0:22.96 [5] (0:10.88)	0:12.08 [2] (0:12.08)
Average Speed [km/h]	49.6	63.3	64.2	66.0	59.8
Top Speed [km/h]	63.4	64.8	65.2	68.7	64.0
Avg. Dist. to Rail [m]	4.5	2.0	2.4	8.2	11.2
Avg. Stride Freq. [Hz]	2.3	2.4	2.4	2.5	2.3
Avg. Stride Length [m]	6.0	7.4	7.2	7.3	7.1



- [] Ranking at each section and finish
- .-.- No data available at this section
- NA No data available



Horse/Jockey Name	O'polly
Final Rank	2
Fastest Section Time (Section)	0:11.13 (400m)
Top Speed [km/h] (Section)	66.6 (600m)
Race State	Finished



Sunshine Coast QLD Professional

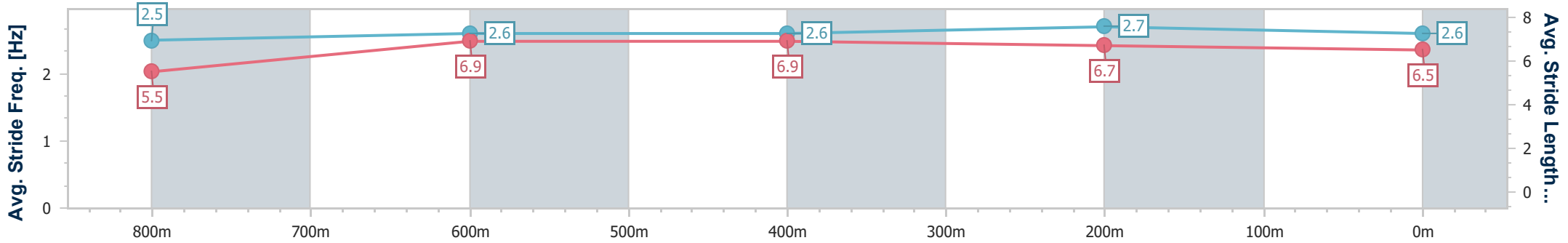
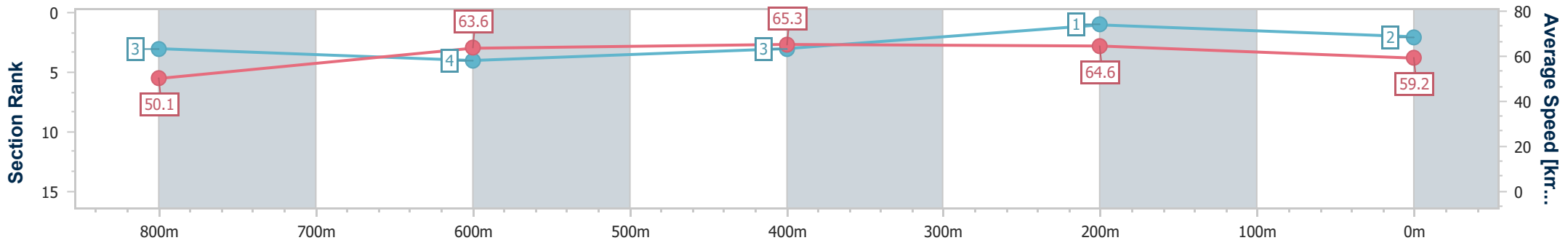
Race 6: North Coast Boating Class 1 Plate - 1000m

12 April 2024 - 20:31



Track Rating: Heavy 8, Weather: Fine, Rail Position: True

Section	Overall	800m	600m	400m	200m
Section Times	1:00.35 [2] (0:14.41)	0:45.94 [3] (0:11.43)	0:34.51 [4] (0:11.26)	0:23.25 [3] (0:11.13)	0:12.12 [1] (0:12.12)
Average Speed [km/h]	50.1	63.6	65.3	64.6	59.2
Top Speed [km/h]	63.4	65.3	66.6	65.9	63.2
Avg. Dist. to Rail [m]	8.2	3.8	3.4	6.3	7.7
Avg. Stride Freq. [Hz]	2.5	2.6	2.6	2.7	2.6
Avg. Stride Length [m]	5.5	6.9	6.9	6.7	6.5



- [] Ranking at each section and finish
- .-.- No data available at this section
- NA No data available



Horse/Jockey Name	Gallery Master
Final Rank	3
Fastest Section Time (Section)	0:11.36 (600m)
Top Speed [km/h] (Section)	65.8 (800m)
Race State	Finished



Sunshine Coast QLD Professional

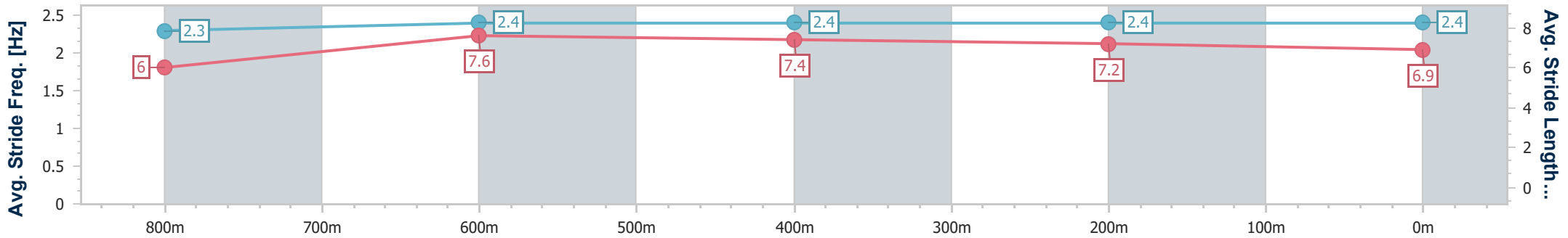
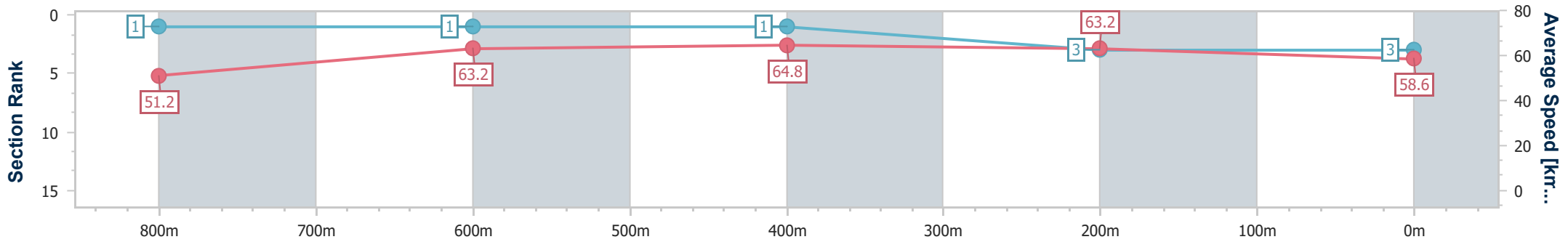
Race 6: North Coast Boating Class 1 Plate - 1000m



12 April 2024 - 20:31

Track Rating: Heavy 8, Weather: Fine, Rail Position: True

Section	Overall	800m	600m	400m	200m
Section Times	1:00.54 [3] (0:14.08)	0:46.46 [1] (0:11.42)	0:35.04 [1] (0:11.36)	0:23.68 [1] (0:11.40)	0:12.28 [3] (0:12.28)
Average Speed [km/h]	51.2	63.2	64.8	63.2	58.6
Top Speed [km/h]	62.8	65.8	65.8	64.8	61.3
Avg. Dist. to Rail [m]	6.6	1.9	3.5	5.3	5.8
Avg. Stride Freq. [Hz]	2.3	2.4	2.4	2.4	2.4
Avg. Stride Length [m]	6.0	7.6	7.4	7.2	6.9



- [] Ranking at each section and finish
- .-.- No data available at this section
- NA No data available



Horse/Jockey Name	Yemean
Final Rank	3
Fastest Section Time (Section)	0:11.28 (400m)
Top Speed [km/h] (Section)	66.1 (600m)
Race State	Finished



Sunshine Coast QLD Professional

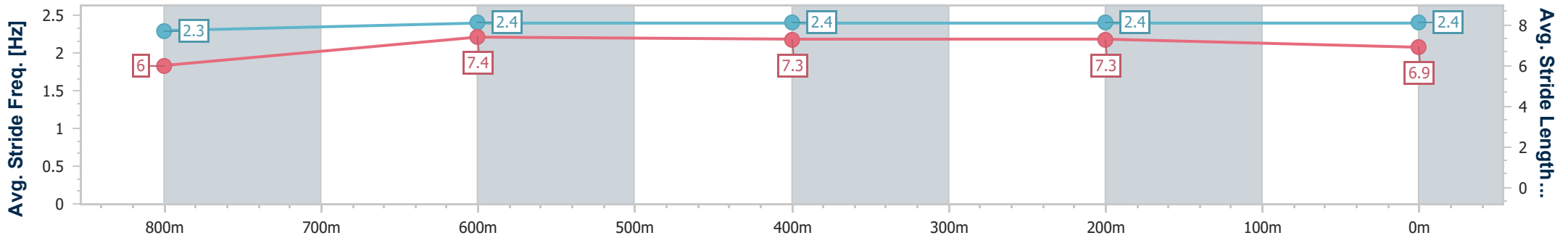
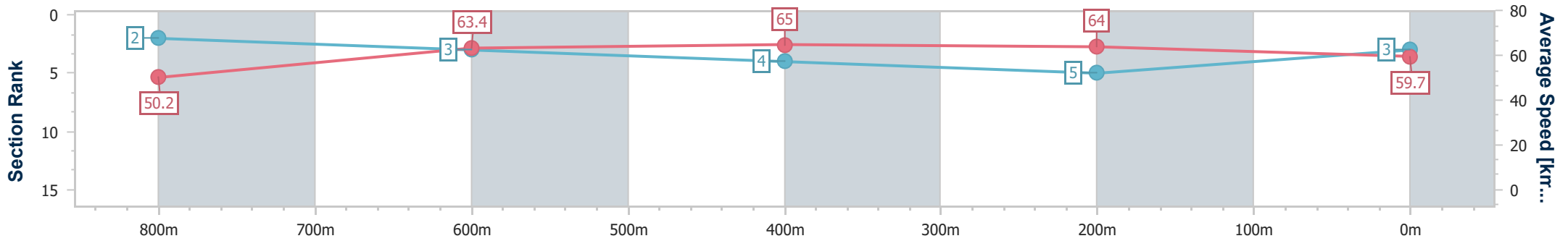
Race 6: North Coast Boating Class 1 Plate - 1000m

12 April 2024 - 20:31

Track Rating: Heavy 8, Weather: Fine, Rail Position: True



Section	Overall	800m	600m	400m	200m
Section Times	1:00.54 [3] (0:14.33)	0:46.21 [2] (0:11.46)	0:34.75 [3] (0:11.41)	0:23.34 [4] (0:11.28)	0:12.06 [5] (0:12.06)
Average Speed [km/h]	50.2	63.4	65.0	64.0	59.7
Top Speed [km/h]	62.1	64.9	66.1	65.7	62.7
Avg. Dist. to Rail [m]	5.1	3.5	4.8	8.1	10.6
Avg. Stride Freq. [Hz]	2.3	2.4	2.4	2.4	2.4
Avg. Stride Length [m]	6.0	7.4	7.3	7.3	6.9



- [] Ranking at each section and finish
- .-.- No data available at this section
- NA No data available



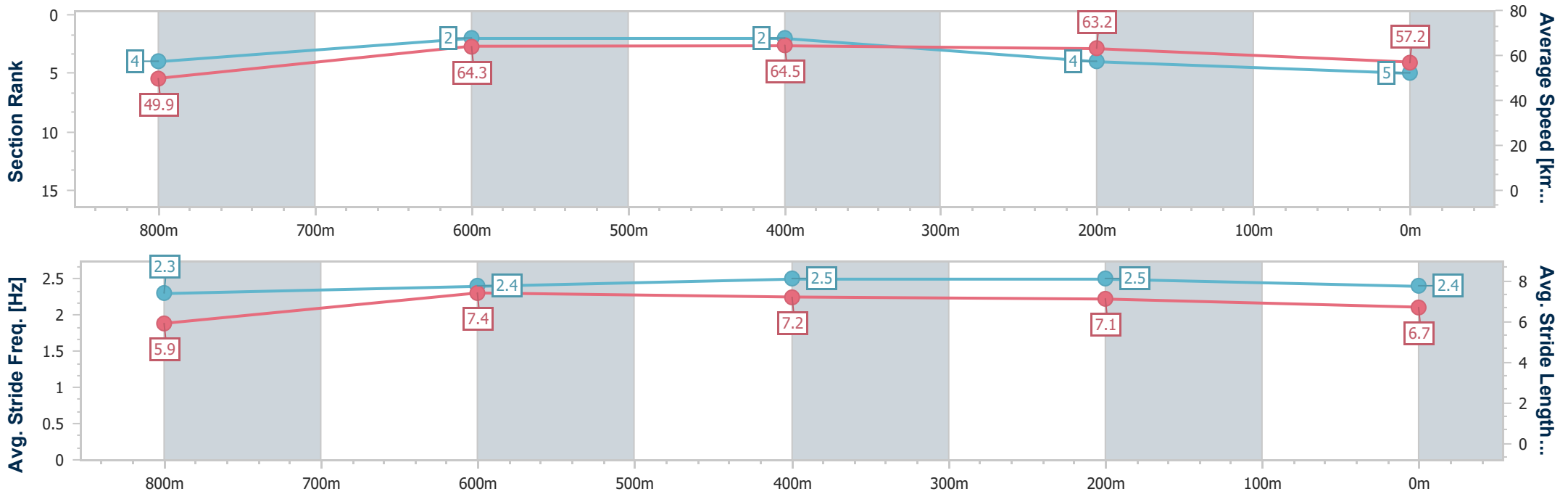
Horse/Jockey Name	Tawfiq Star
Final Rank	5
Fastest Section Time (Section)	0:11.22 (800m)
Top Speed [km/h] (Section)	65.5 (600m)
Race State	Finished



Sunshine Coast QLD Professional
 Race 6: North Coast Boating Class 1 Plate - 1000m
 12 April 2024 - 20:31
 Track Rating: Heavy 8, Weather: Fine, Rail Position: True



Section	Overall	800m	600m	400m	200m
Section Times	1:00.86 [5] (0:14.41)	0:46.45 [4] (0:11.22)	0:35.23 [2] (0:11.24)	0:23.99 [2] (0:11.42)	0:12.57 [4] (0:12.57)
Average Speed [km/h]	49.9	64.3	64.5	63.2	57.2
Top Speed [km/h]	63.8	65.0	65.5	64.1	61.7
Avg. Dist. to Rail [m]	4.1	1.5	1.4	4.3	5.4
Avg. Stride Freq. [Hz]	2.3	2.4	2.5	2.5	2.4
Avg. Stride Length [m]	5.9	7.4	7.2	7.1	6.7



- [] Ranking at each section and finish
- :-:- No data available at this section
- NA No data available



Horse/Jockey Name	Everlasting Stars
Final Rank	6
Fastest Section Time (Section)	0:11.19 (400m)
Top Speed [km/h] (Section)	66.7 (400m)
Race State	Finished



Sunshine Coast QLD Professional

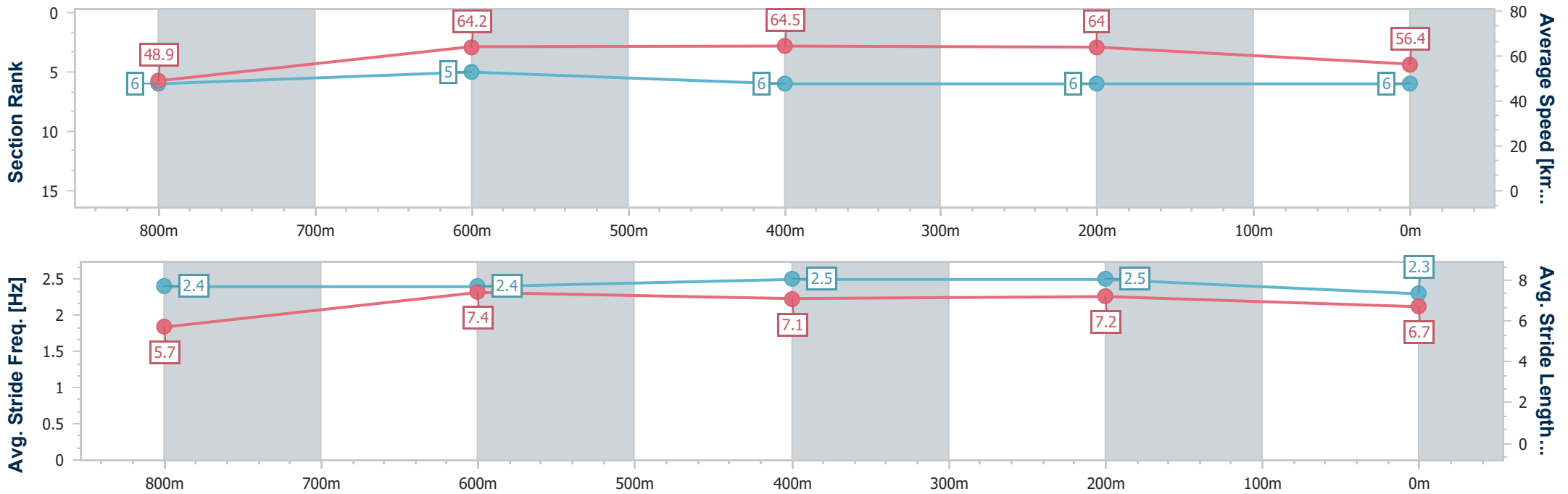
Race 6: North Coast Boating Class 1 Plate - 1000m

12 April 2024 - 20:31



Track Rating: Heavy 8, Weather: Fine, Rail Position: True

Section	Overall	800m	600m	400m	200m
Section Times	1:01.40 [6] (0:14.71)	0:46.69 [6] (0:11.27)	0:35.42 [5] (0:11.40)	0:24.02 [6] (0:11.19)	0:12.83 [6] (0:12.83)
Average Speed [km/h]	48.9	64.2	64.5	64.0	56.4
Top Speed [km/h]	64.6	65.5	65.4	66.7	61.3
Avg. Dist. to Rail [m]	4.3	2.5	3.0	4.1	6.6
Avg. Stride Freq. [Hz]	2.4	2.4	2.5	2.5	2.3
Avg. Stride Length [m]	5.7	7.4	7.1	7.2	6.7



- [] Ranking at each section and finish
- .-.- No data available at this section
- NA No data available