



Sunshine Coast QLD Professional

Race 4: Ascent Building Solutions Maiden Plate - 1200m

12 April 2024 - 19:32



Track Rating: Heavy 8, Weather: Fine, Rail Position: True

Section		Overall	1000m	800m	600m	400m	200m	Last 600m					
Field Times		1:13.41 (0:13.61)	0:59.80 (0:11.38)	0:48.42 (0:12.30)	0:36.12 (0:12.18)	0:23.94 (0:11.68)	0:12.26 (0:12.26)	0:36.12					
Rank	TAB Horse/Jockey	Barrier	Top Speed [km/h]	Fastest Section							Margin	Distance Travelled [m]	
1	5 WHISKEY AND BEER Micheal Hellyer	5	64.4	0:11.41	1:13.41 [1] (0:14.80)	0:58.61 [10] (0:11.50)	0:47.11 [11] (0:11.92)	0:35.19 [12] (0:11.88)	0:23.31 [12] (0:11.41)	0:11.90 [9] (0:11.90)	1:13.41	0:35.19	
2	2 GOLD FEVER Trudy Thornton	2	66.3	0:11.24	1:13.48 [2] (0:14.37)	0:59.11 [9] (0:11.24)	0:47.87 [5] (0:12.10)	0:35.77 [7] (0:12.17)	0:23.60 [7] (0:11.45)	0:12.15 [3] (0:12.15)	0.3L	0:35.77	+8
3	20 DARE I SAY Adin Thompson	20	66.4	0:11.38	1:13.68 [3] (0:13.61)	1:00.07 [1] (0:11.38)	0:48.69 [1] (0:12.30)	0:36.39 [1] (0:12.27)	0:24.12 [2] (0:11.59)	0:12.53 [1] (0:12.53)	1.3L	0:36.39	+6
4	21 ALKENTER Dale Smith	21	67.1	0:11.35	1:13.82 [4] (0:14.15)	0:59.67 [3] (0:11.35)	0:48.32 [3] (0:12.06)	0:36.26 [4] (0:12.16)	0:24.10 [4] (0:11.72)	0:12.38 [6] (0:12.38)	2.1L	0:36.26	+2
5	8 PRINCE OF PROPHETS Nikita Beriman	8	70.7	0:11.22	1:13.83 [5] (0:14.30)	0:59.53 [6] (0:11.22)	0:48.31 [4] (0:11.95)	0:36.36 [3] (0:12.00)	0:24.36 [1] (0:11.76)	0:12.60 [2] (0:12.60)	2.2L	0:36.36	-1
6	17 STORM DREAMER Tahlia Fenlon	17	63.7	0:11.57	1:13.91 [6] (0:14.90)	0:59.01 [12] (0:11.73)	0:47.28 [12] (0:11.57)	0:35.71 [11] (0:11.86)	0:23.85 [11] (0:11.74)	0:12.11 [12] (0:12.11)	2.5L	0:35.71	+6
7	24 CHAMPONNET Damien Thornton	24	63.9	0:11.55	1:13.94 [7] (0:14.17)	0:59.77 [4] (0:11.55)	0:48.22 [8] (0:12.16)	0:36.06 [8] (0:12.06)	0:24.00 [9] (0:11.57)	0:12.43 [8] (0:12.43)	2.7L	0:36.06	+7
8	9 SECOND SUN Boris Thornton	9	64.3	0:11.44	1:14.03 [8] (0:14.27)	0:59.76 [5] (0:11.44)	0:48.32 [6] (0:11.99)	0:36.33 [6] (0:12.06)	0:24.27 [6] (0:11.66)	0:12.61 [5] (0:12.61)	3.1L	0:36.33	+4
9	22 JOHN'S ROAD Cody Collis	22	64.5	0:11.50	1:14.08 [9] (0:14.36)	0:59.72 [7] (0:11.50)	0:48.22 [9] (0:12.03)	0:36.19 [9] (0:12.14)	0:24.05 [10] (0:11.62)	0:12.43 [10] (0:12.43)	3.3L	0:36.19	+3
10	1 CASINO COAST James Orman	1	66.6	0:11.30	1:14.26 [10] (0:14.01)	1:00.25 [2] (0:11.30)	0:48.95 [2] (0:12.16)	0:36.79 [2] (0:12.12)	0:24.67 [3] (0:11.83)	0:12.84 [4] (0:12.84)	4.3L	0:36.79	+4

Scratched: Johnny Utah (#3), Power Flash (#12), Duma (#11), Flying D'amore (#13), Rogue Artist (#19), Moonfleet (#15), Tornado Torque (#16), Shaded (#10), Go Girl Go (#23), Fourandahalf (#6), More Than Y



Sunshine Coast QLD Professional
Race 4: Ascent Building Solutions Maiden Plate - 1200m
12 April 2024 - 19:32



Track Rating: Heavy 8, Weather: Fine, Rail Position: True

Section		Overall	1000m	800m	600m	400m	200m	Last 600m					
Field Times		1:13.41 (0:13.61)	0:59.80 (0:11.38)	0:48.42 (0:12.30)	0:36.12 (0:12.18)	0:23.94 (0:11.68)	0:12.26 (0:12.26)	0:36.12					
Rank	TAB Horse/Jockey	Barrier	Top Speed [km/h]	Fastest Section	Margin						Distance Travelled [m]		
11	7 KENSINGTON'S JEWEL Samantha Collett	7	65.5 1000m	0:11.36 1000m	1:14.27 [11] (0:14.36)	0:59.91 [8] (0:11.36)	0:48.55 [7] (0:11.97)	0:36.58 [5] (0:12.06)	0:24.52 [5] (0:11.73)	0:12.79 [7] (0:12.79)	4.4L	0:36.58	+5
12	4 NITROGEN Michael Rodd	4	65.0 1000m	0:11.24 1000m	1:14.37 [12] (0:15.05)	0:59.32 [13] (0:11.24)	0:48.08 [10] (0:11.74)	0:36.34 [10] (0:11.89)	0:24.45 [8] (0:11.80)	0:12.65 [11] (0:12.65)	4.9L	0:36.34	-8
13	14 IRIDESCENCE Emily Lang	14	62.9 800m	0:11.70 800m	1:14.71 [13] (0:14.82)	0:59.89 [11] (0:11.81)	0:48.08 [12] (0:11.70)	0:36.38 [13] (0:12.04)	0:24.34 [13] (0:11.79)	0:12.55 [13] (0:12.55)	6.9L	0:36.38	-4

Scratched: Johnny Utah (#3), Power Flash (#12), Duma (#11), Flying D'amore (#13), Rogue Artist (#19), Moonfleet (#15), Tornado Torque (#16), Shaded (#10), Go Girl Go (#23), Fourandahalf (#6), More Than Y

- [] Ranking at each section and finish
- :--:- No data available at this section
- NA No data available
- SCN Saddle cloth number
- DNF Did not finish
- DNT Did not track



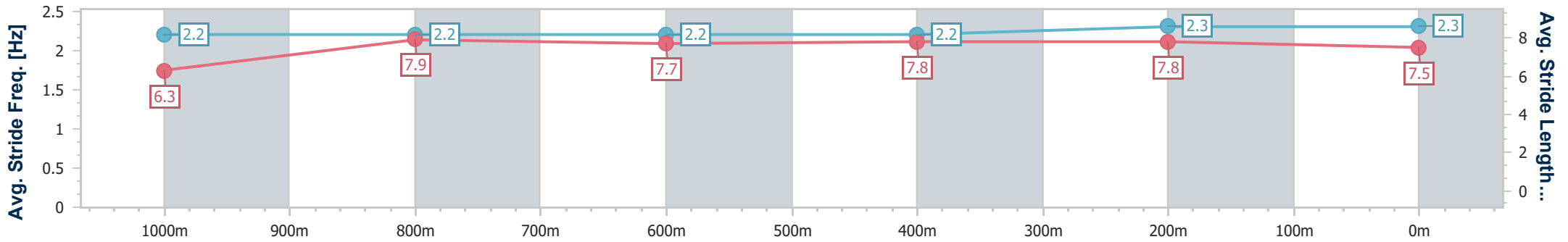
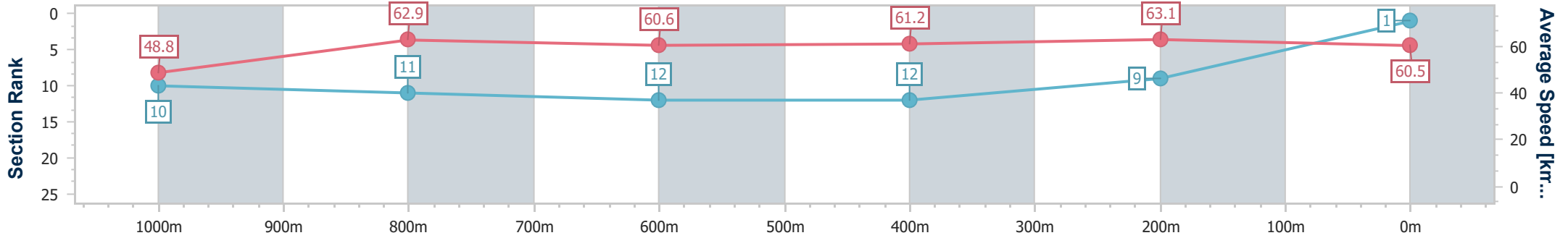
Horse/Jockey Name	Whiskey And Beer
Final Rank	1
Fastest Section Time (Section)	0:11.41 (400m)
Top Speed [km/h] (Section)	64.4 (Overall)
Race State	Finished



Sunshine Coast QLD Professional
 Race 4: Ascent Building Solutions Maiden Plate - 1200m
 12 April 2024 - 19:32
 Track Rating: Heavy 8, Weather: Fine, Rail Position: True



Section	Overall	1000m	800m	600m	400m	200m
Section Times	1:13.41 [1] (0:14.80)	0:58.61 [10] (0:11.50)	0:47.11 [11] (0:11.92)	0:35.19 [12] (0:11.88)	0:23.31 [12] (0:11.41)	0:11.90 [9]
Average Speed [km/h]	48.8	62.9	60.6	61.2	63.1	60.5
Top Speed [km/h]	64.4	64.1	62.4	61.8	63.9	63.4
Avg. Dist. to Rail [m]	10.4	2.1	0.8	1.5	8.6	8.8
Avg. Stride Freq. [Hz]	2.2	2.2	2.2	2.2	2.3	2.3
Avg. Stride Length [m]	6.3	7.9	7.7	7.8	7.8	7.5



- [] Ranking at each section and finish
- .-.- No data available at this section
- NA No data available



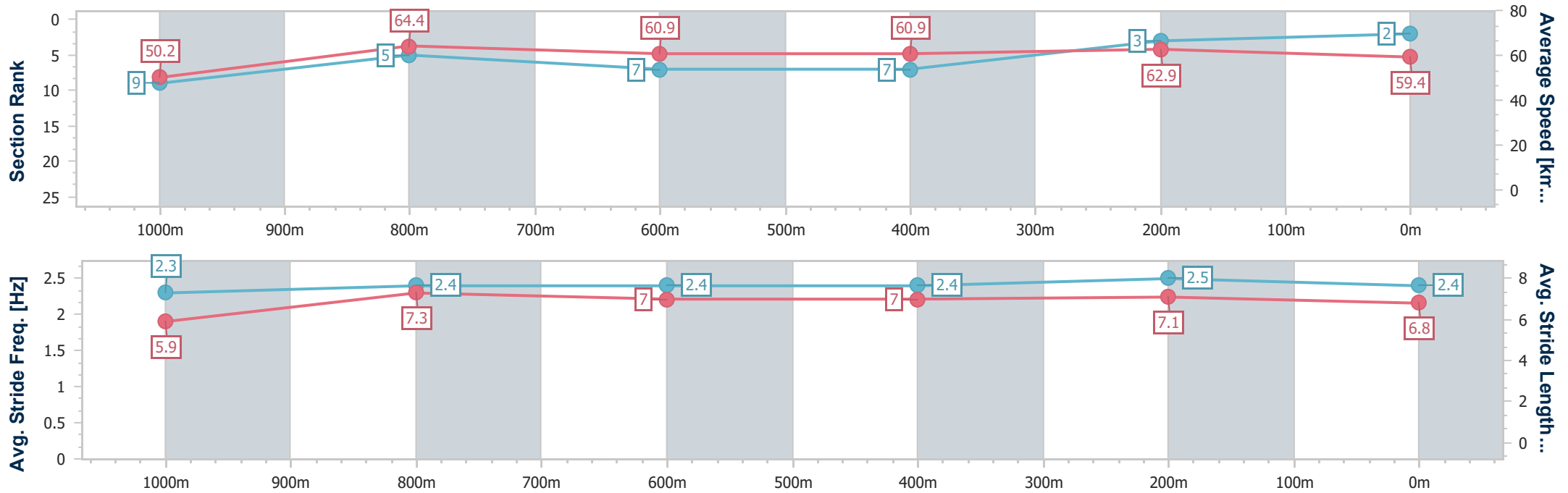
Horse/Jockey Name	Gold Fever
Final Rank	2
Fastest Section Time (Section)	0:11.24 (1000m)
Top Speed [km/h] (Section)	66.3 (Overall)
Race State	Finished



Sunshine Coast QLD Professional
 Race 4: Ascent Building Solutions Maiden Plate - 1200m
 12 April 2024 - 19:32
 Track Rating: Heavy 8, Weather: Fine, Rail Position: True



Section	Overall	1000m	800m	600m	400m	200m
Section Times	1:13.48 [2] (0:14.37)	0:59.11 [9] (0:11.24)	0:47.87 [5] (0:12.10)	0:35.77 [7] (0:12.17)	0:23.60 [7] (0:11.45)	0:12.15 [3] (0:12.15)
Average Speed [km/h]	50.2	64.4	60.9	60.9	62.9	59.4
Top Speed [km/h]	66.3	66.0	63.3	63.1	63.8	62.1
Avg. Dist. to Rail [m]	7.6	2.6	4.3	4.5	9.2	7.5
Avg. Stride Freq. [Hz]	2.3	2.4	2.4	2.4	2.5	2.4
Avg. Stride Length [m]	5.9	7.3	7.0	7.0	7.1	6.8



- [] Ranking at each section and finish
- .-.- No data available at this section
- NA No data available



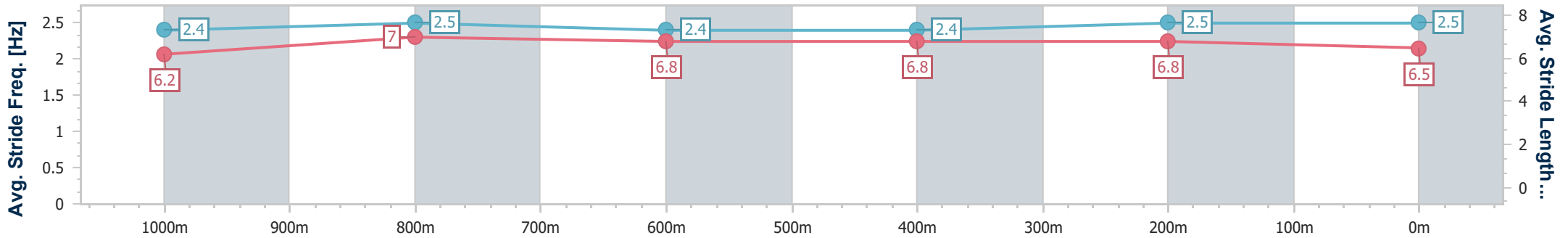
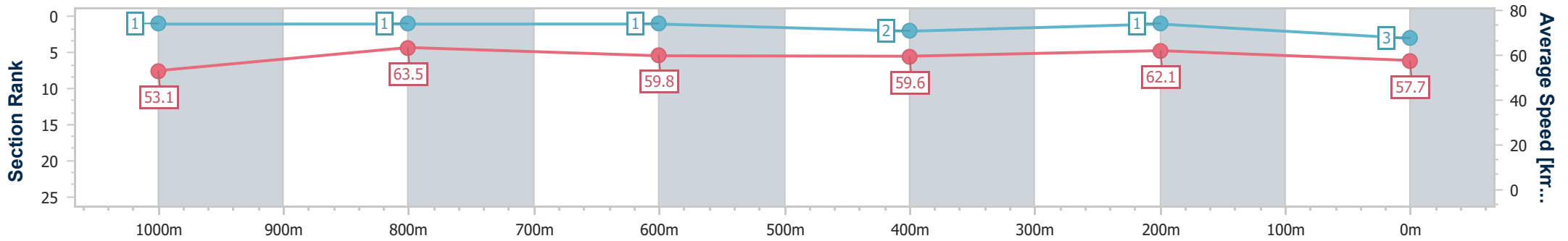
Horse/Jockey Name	Dare I Say
Final Rank	3
Fastest Section Time (Section)	0:11.38 (1000m)
Top Speed [km/h] (Section)	66.4 (Overall)
Race State	Finished



Sunshine Coast QLD Professional
 Race 4: Ascent Building Solutions Maiden Plate - 1200m
 12 April 2024 - 19:32
 Track Rating: Heavy 8, Weather: Fine, Rail Position: True



Section	Overall	1000m	800m	600m	400m	200m
Section Times	1:13.68 [3] (0:13.61)	1:00.07 [1] (0:11.38)	0:48.69 [1] (0:12.30)	0:36.39 [1] (0:12.27)	0:24.12 [2] (0:11.59)	0:12.53 [1] (0:12.53)
Average Speed [km/h]	53.1	63.5	59.8	59.6	62.1	57.7
Top Speed [km/h]	66.4	65.1	62.1	60.8	62.9	60.8
Avg. Dist. to Rail [m]	11.1	1.7	4.1	2.4	5.3	4.1
Avg. Stride Freq. [Hz]	2.4	2.5	2.4	2.4	2.5	2.5
Avg. Stride Length [m]	6.2	7.0	6.8	6.8	6.8	6.5



- [] Ranking at each section and finish
- .-.- No data available at this section
- NA No data available



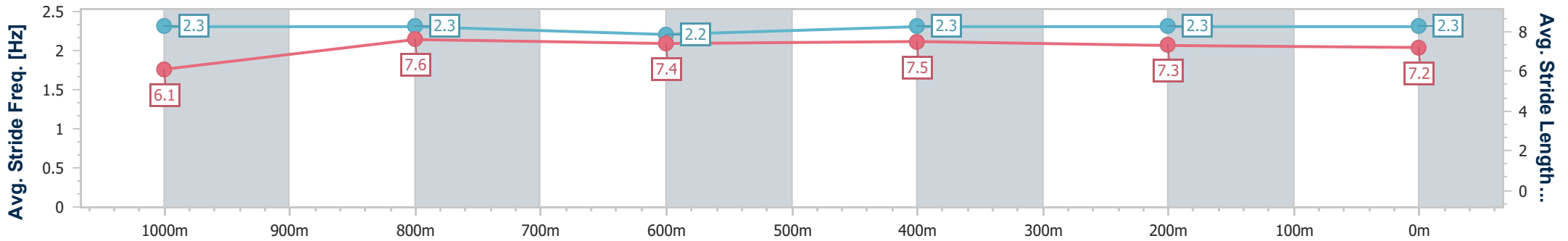
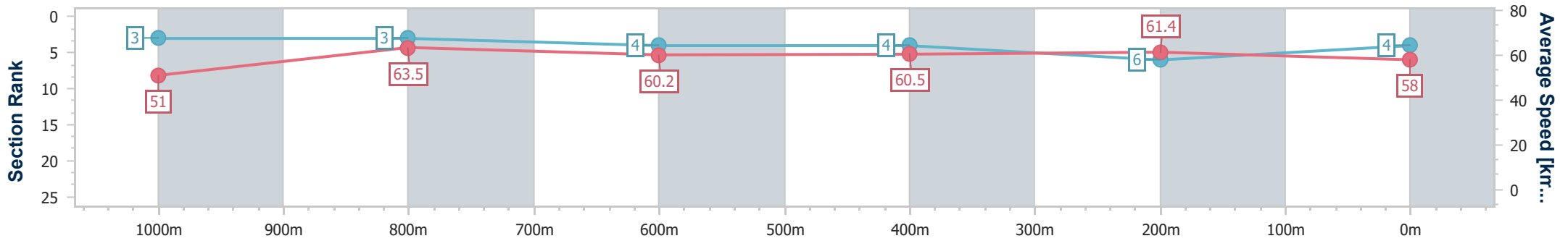
Horse/Jockey Name	Alkenter
Final Rank	4
Fastest Section Time (Section)	0:11.35 (1000m)
Top Speed [km/h] (Section)	67.1 (Overall)
Race State	Finished



Sunshine Coast QLD Professional
 Race 4: Ascent Building Solutions Maiden Plate - 1200m
 12 April 2024 - 19:32
 Track Rating: Heavy 8, Weather: Fine, Rail Position: True



Section	Overall	1000m	800m	600m	400m	200m
Section Times	1:13.82 [4] (0:14.15)	0:59.67 [3] (0:11.35)	0:48.32 [3] (0:12.06)	0:36.26 [4] (0:12.16)	0:24.10 [4] (0:11.72)	0:12.38 [6] (0:12.38)
Average Speed [km/h]	51.0	63.5	60.2	60.5	61.4	58.0
Top Speed [km/h]	67.1	67.1	62.2	60.8	62.6	61.1
Avg. Dist. to Rail [m]	6.1	1.7	1.6	3.3	7.4	6.5
Avg. Stride Freq. [Hz]	2.3	2.3	2.2	2.3	2.3	2.3
Avg. Stride Length [m]	6.1	7.6	7.4	7.5	7.3	7.2



- [] Ranking at each section and finish
- .-.- No data available at this section
- NA No data available



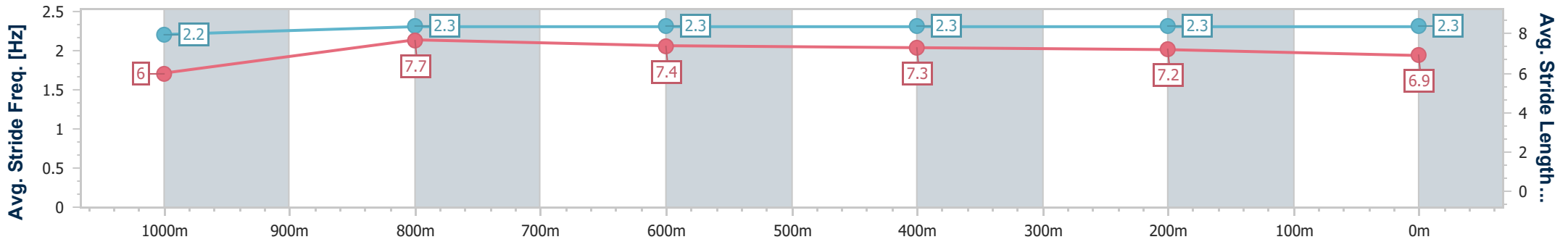
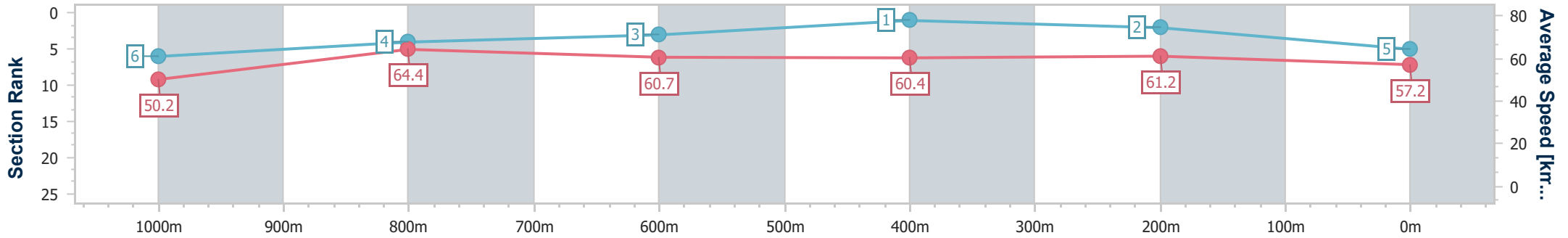
Horse/Jockey Name	Prince Of Prophets
Final Rank	5
Fastest Section Time (Section)	0:11.22 (1000m)
Top Speed [km/h] (Section)	70.7 (Overall)
Race State	Finished



Sunshine Coast QLD Professional
 Race 4: Ascent Building Solutions Maiden Plate - 1200m
 12 April 2024 - 19:32
 Track Rating: Heavy 8, Weather: Fine, Rail Position: True



Section	Overall	1000m	800m	600m	400m	200m
Section Times	1:13.83 [5] (0:14.30)	0:59.53 [6] (0:11.22)	0:48.31 [4] (0:11.95)	0:36.36 [3] (0:12.00)	0:24.36 [1] (0:11.76)	0:12.60 [2] (0:12.60)
Average Speed [km/h]	50.2	64.4	60.7	60.4	61.2	57.2
Top Speed [km/h]	70.7	68.1	61.9	60.5	62.0	60.9
Avg. Dist. to Rail [m]	6.9	1.1	1.1	0.9	3.7	3.1
Avg. Stride Freq. [Hz]	2.2	2.3	2.3	2.3	2.3	2.3
Avg. Stride Length [m]	6.0	7.7	7.4	7.3	7.2	6.9



- [] Ranking at each section and finish
- .-.- No data available at this section
- NA No data available



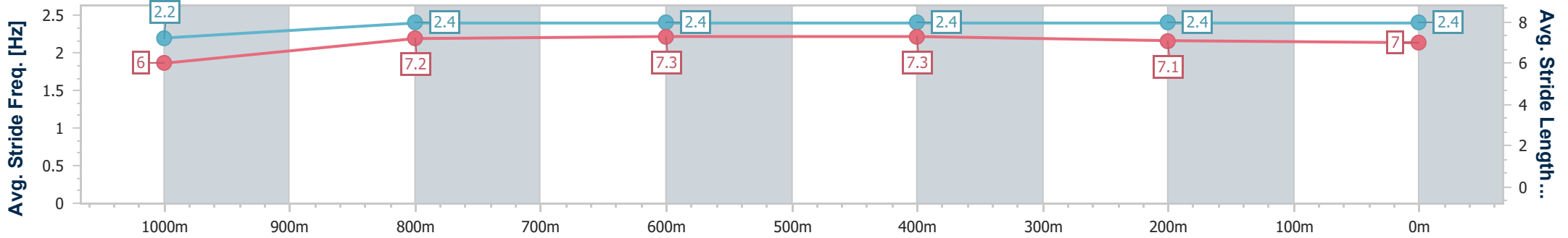
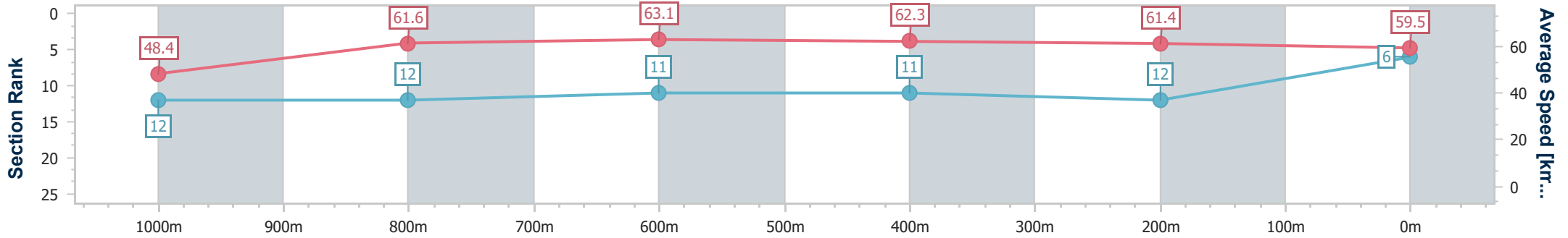
Horse/Jockey Name	Storm Dreamer
Final Rank	6
Fastest Section Time (Section)	0:11.57 (800m)
Top Speed [km/h] (Section)	63.7 (800m)
Race State	Finished



Sunshine Coast QLD Professional
 Race 4: Ascent Building Solutions Maiden Plate - 1200m
 12 April 2024 - 19:32
 Track Rating: Heavy 8, Weather: Fine, Rail Position: True



Section	Overall	1000m	800m	600m	400m	200m
Section Times	1:13.91 [6] (0:14.90)	0:59.01 [12] (0:11.73)	0:47.28 [12] (0:11.57)	0:35.71 [11] (0:11.86)	0:23.85 [11] (0:11.74)	0:12.11 [12]
Average Speed [km/h]	48.4	61.6	63.1	62.3	61.4	59.5
Top Speed [km/h]	62.0	63.1	63.7	63.5	62.8	63.0
Avg. Dist. to Rail [m]	8.3	1.4	2.6	4.4	8.7	7.1
Avg. Stride Freq. [Hz]	2.2	2.4	2.4	2.4	2.4	2.4
Avg. Stride Length [m]	6.0	7.2	7.3	7.3	7.1	7.0



- [] Ranking at each section and finish
- .-.- No data available at this section
- NA No data available



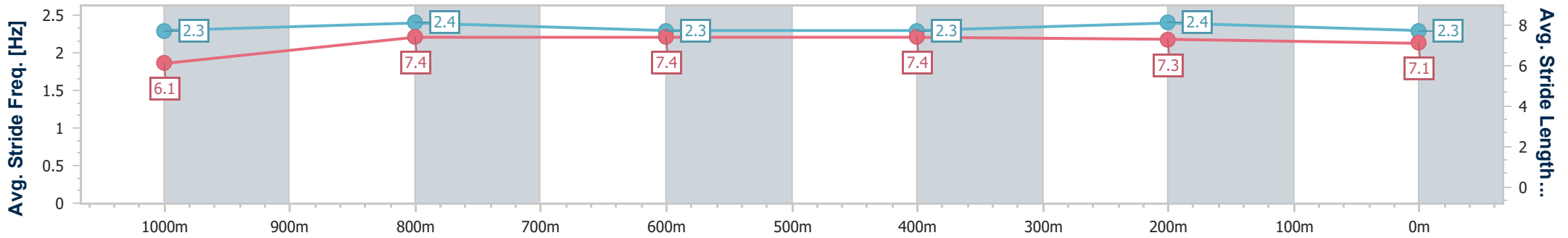
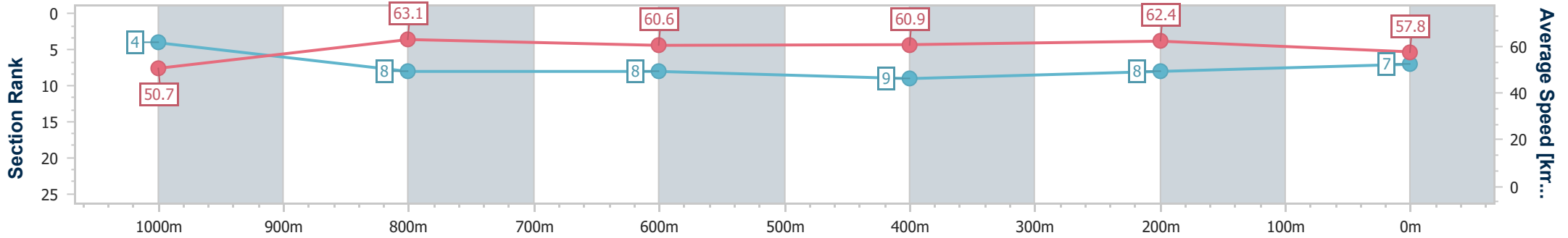
Horse/Jockey Name	Champonnet
Final Rank	7
Fastest Section Time (Section)	0:11.55 (1000m)
Top Speed [km/h] (Section)	63.9 (1000m)
Race State	Finished



Sunshine Coast QLD Professional
 Race 4: Ascent Building Solutions Maiden Plate - 1200m
 12 April 2024 - 19:32
 Track Rating: Heavy 8, Weather: Fine, Rail Position: True



Section	Overall	1000m	800m	600m	400m	200m
Section Times	1:13.94 [7] (0:14.17)	0:59.77 [4] (0:11.55)	0:48.22 [8] (0:12.16)	0:36.06 [8] (0:12.06)	0:24.00 [9] (0:11.57)	0:12.43 [8] (0:12.43)
Average Speed [km/h]	50.7	63.1	60.6	60.9	62.4	57.8
Top Speed [km/h]	63.4	63.9	61.6	61.7	63.2	60.6
Avg. Dist. to Rail [m]	7.7	3.9	4.1	3.8	5.4	4.5
Avg. Stride Freq. [Hz]	2.3	2.4	2.3	2.3	2.4	2.3
Avg. Stride Length [m]	6.1	7.4	7.4	7.4	7.3	7.1



- [] Ranking at each section and finish
- .-.- No data available at this section
- NA No data available



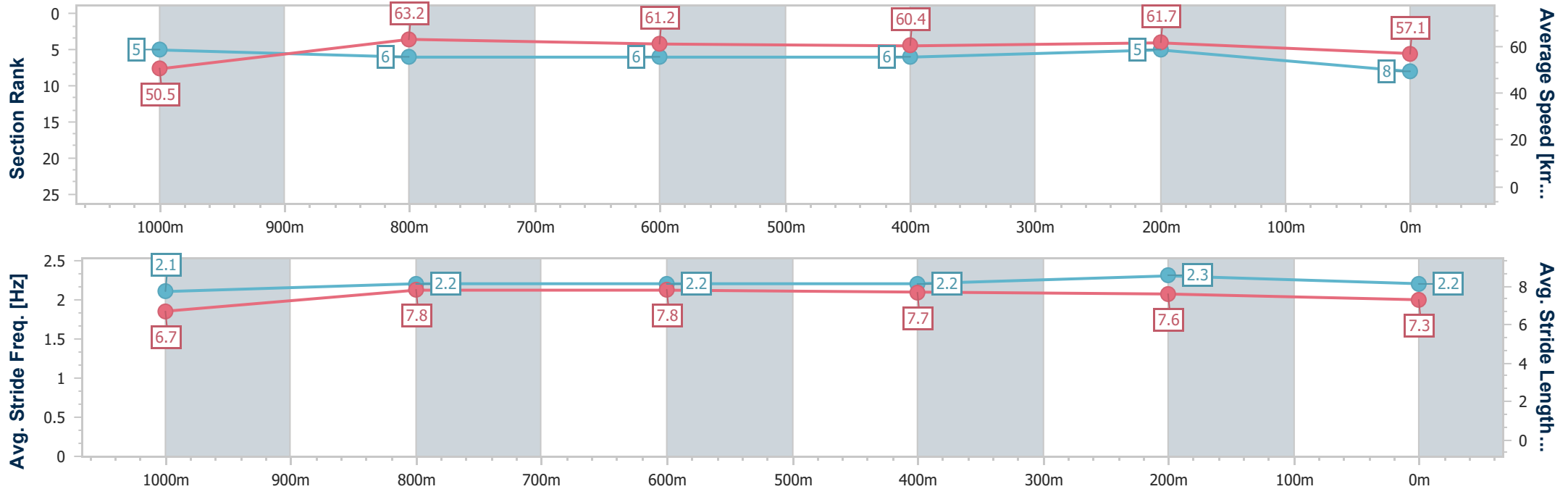
Horse/Jockey Name	Second Sun
Final Rank	8
Fastest Section Time (Section)	0:11.44 (1000m)
Top Speed [km/h] (Section)	64.3 (1000m)
Race State	Finished



Sunshine Coast QLD Professional
 Race 4: Ascent Building Solutions Maiden Plate - 1200m
 12 April 2024 - 19:32
 Track Rating: Heavy 8, Weather: Fine, Rail Position: True



Section	Overall	1000m	800m	600m	400m	200m
Section Times	1:14.03 [8] (0:14.27)	0:59.76 [5] (0:11.44)	0:48.32 [6] (0:11.99)	0:36.33 [6] (0:12.06)	0:24.27 [6] (0:11.66)	0:12.61 [5] (0:12.61)
Average Speed [km/h]	50.5	63.2	61.2	60.4	61.7	57.1
Top Speed [km/h]	63.3	64.3	62.0	61.4	62.9	60.6
Avg. Dist. to Rail [m]	3.4	2.7	2.9	2.2	3.8	3.3
Avg. Stride Freq. [Hz]	2.1	2.2	2.2	2.2	2.3	2.2
Avg. Stride Length [m]	6.7	7.8	7.8	7.7	7.6	7.3



- [] Ranking at each section and finish
- .-.- No data available at this section
- NA No data available



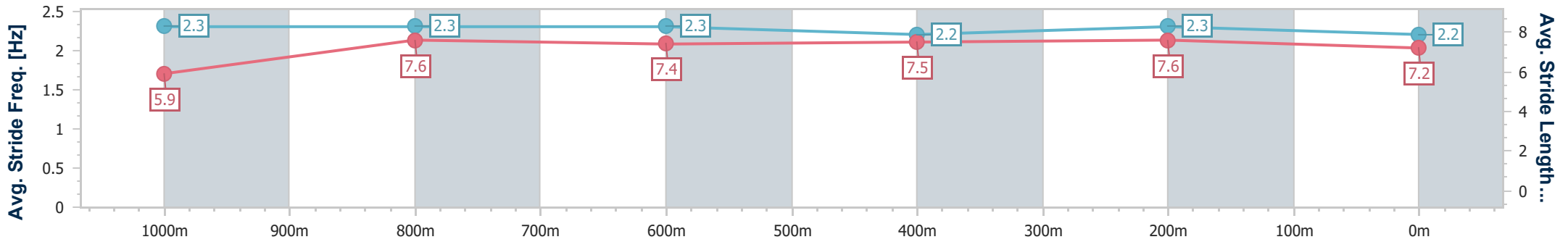
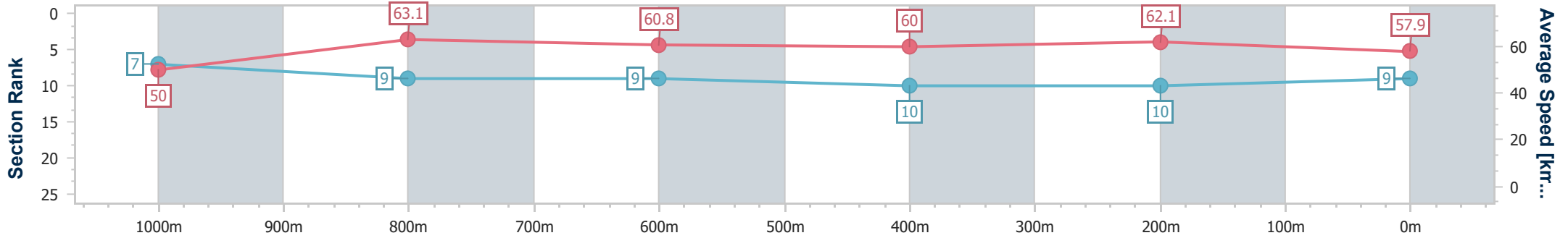
Horse/Jockey Name	John's Road
Final Rank	9
Fastest Section Time (Section)	0:11.50 (1000m)
Top Speed [km/h] (Section)	64.5 (Overall)
Race State	Finished



Sunshine Coast QLD Professional
 Race 4: Ascent Building Solutions Maiden Plate - 1200m
 12 April 2024 - 19:32
 Track Rating: Heavy 8, Weather: Fine, Rail Position: True



Section	Overall	1000m	800m	600m	400m	200m
Section Times	1:14.08 [9] (0:14.36)	0:59.72 [7] (0:11.50)	0:48.22 [9] (0:12.03)	0:36.19 [9] (0:12.14)	0:24.05 [10] (0:11.62)	0:12.43 [10] (0:12.43)
Average Speed [km/h]	50.0	63.1	60.8	60.0	62.1	57.9
Top Speed [km/h]	64.5	64.2	62.0	60.9	63.2	61.7
Avg. Dist. to Rail [m]	4.7	2.5	2.6	2.2	4.4	4.1
Avg. Stride Freq. [Hz]	2.3	2.3	2.3	2.2	2.3	2.2
Avg. Stride Length [m]	5.9	7.6	7.4	7.5	7.6	7.2



- [] Ranking at each section and finish
- .-.- No data available at this section
- NA No data available



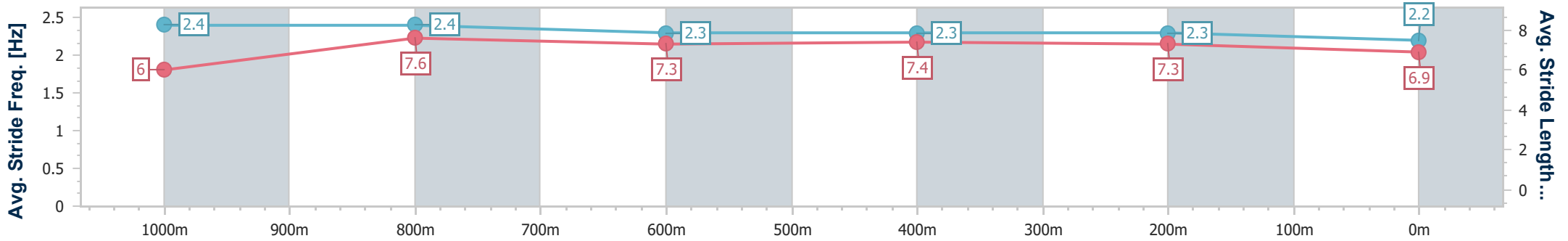
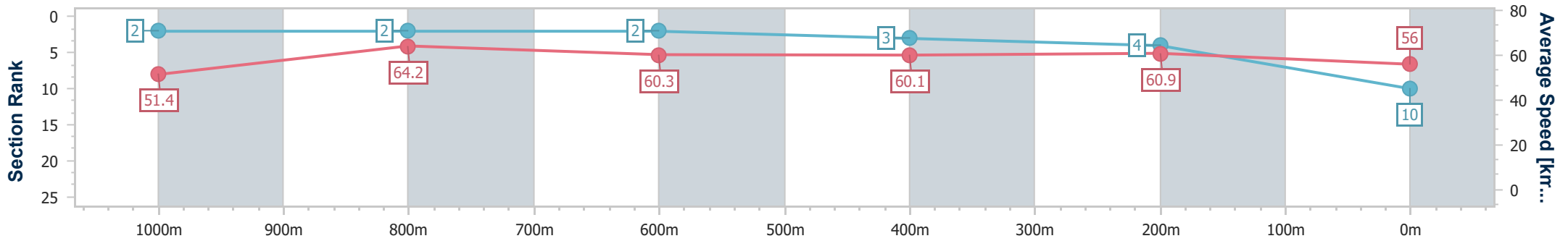
Horse/Jockey Name	Casino Coast
Final Rank	10
Fastest Section Time (Section)	0:11.30 (1000m)
Top Speed [km/h] (Section)	66.6 (Overall)
Race State	Finished



Sunshine Coast QLD Professional
 Race 4: Ascent Building Solutions Maiden Plate - 1200m
 12 April 2024 - 19:32
 Track Rating: Heavy 8, Weather: Fine, Rail Position: True



Section	Overall	1000m	800m	600m	400m	200m
Section Times	1:14.26 [10] (0:14.01)	1:00.25 [2] (0:11.30)	0:48.95 [2] (0:12.16)	0:36.79 [2] (0:12.12)	0:24.67 [3] (0:11.83)	0:12.84 [4] (0:12.84)
Average Speed [km/h]	51.4	64.2	60.3	60.1	60.9	56.0
Top Speed [km/h]	66.6	66.6	62.4	61.0	61.4	58.9
Avg. Dist. to Rail [m]	13.0	4.3	2.6	2.2	7.3	7.3
Avg. Stride Freq. [Hz]	2.4	2.4	2.3	2.3	2.3	2.2
Avg. Stride Length [m]	6.0	7.6	7.3	7.4	7.3	6.9



- [] Ranking at each section and finish
- .-.- No data available at this section
- NA No data available



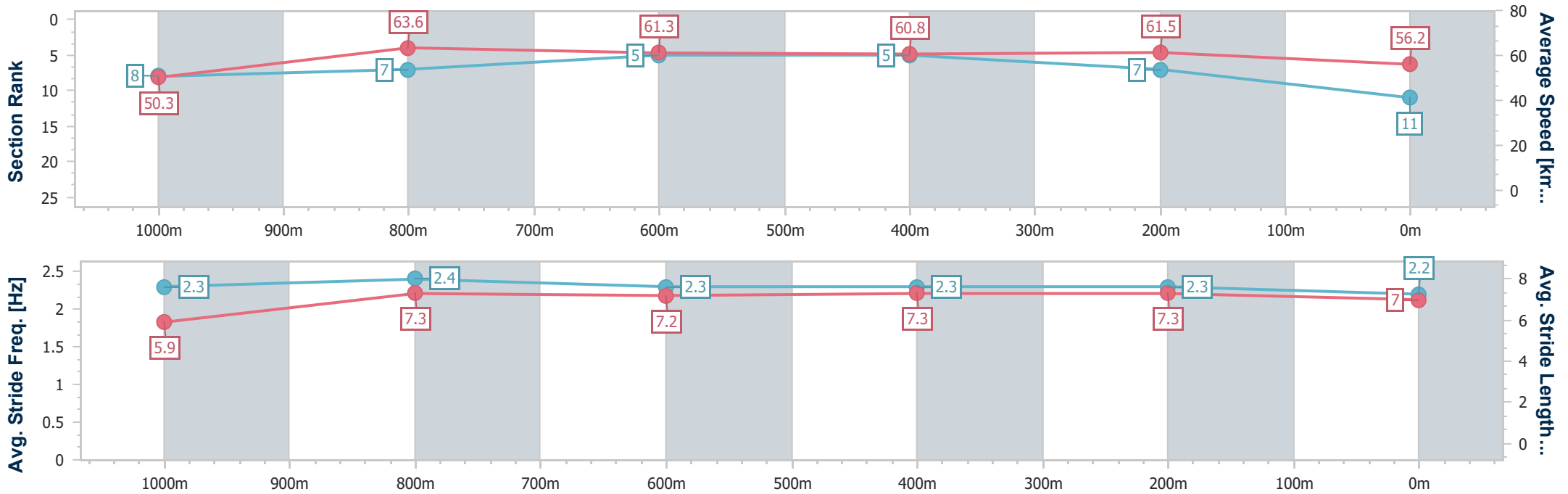
Horse/Jockey Name	Kensington's Jewel
Final Rank	11
Fastest Section Time (Section)	0:11.36 (1000m)
Top Speed [km/h] (Section)	65.5 (1000m)
Race State	Finished



Sunshine Coast QLD Professional
 Race 4: Ascent Building Solutions Maiden Plate - 1200m
 12 April 2024 - 19:32
 Track Rating: Heavy 8, Weather: Fine, Rail Position: True



Section	Overall	1000m	800m	600m	400m	200m
Section Times	1:14.27 [11] (0:14.36)	0:59.91 [8] (0:11.36)	0:48.55 [7] (0:11.97)	0:36.58 [5] (0:12.06)	0:24.52 [5] (0:11.73)	0:12.79 [7] (0:12.79)
Average Speed [km/h]	50.3	63.6	61.3	60.8	61.5	56.2
Top Speed [km/h]	64.2	65.5	63.1	62.1	62.6	59.5
Avg. Dist. to Rail [m]	5.2	2.7	3.2	2.9	4.5	3.5
Avg. Stride Freq. [Hz]	2.3	2.4	2.3	2.3	2.3	2.2
Avg. Stride Length [m]	5.9	7.3	7.2	7.3	7.3	7.0



- [] Ranking at each section and finish
- .-.- No data available at this section
- NA No data available



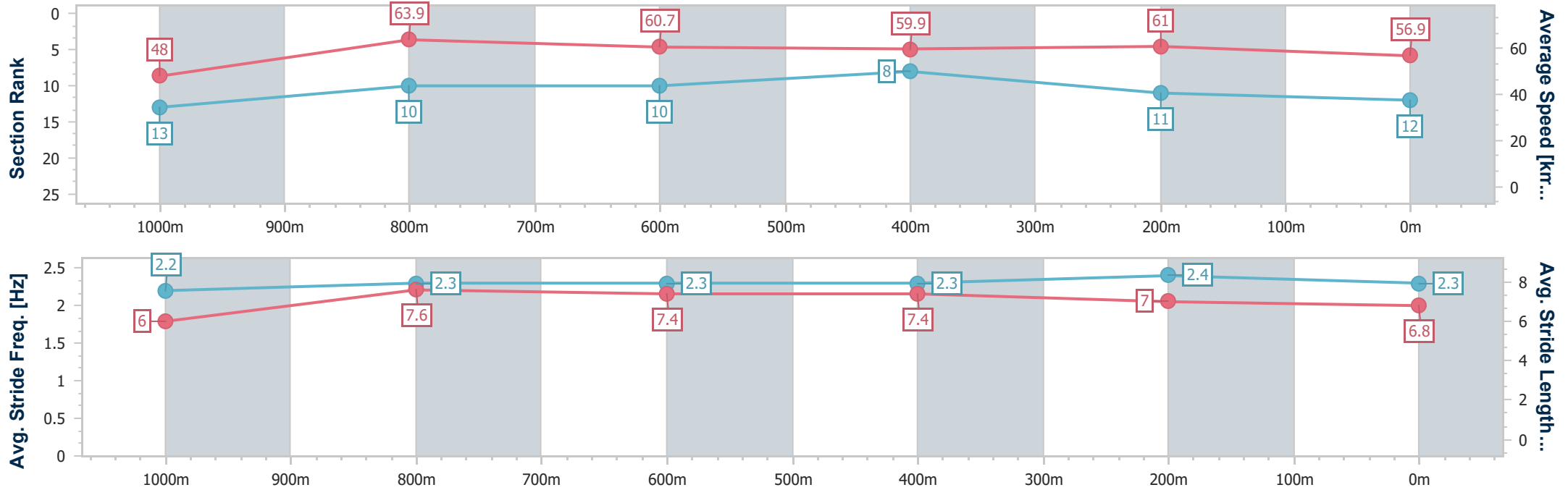
Horse/Jockey Name	Nitrogen
Final Rank	12
Fastest Section Time (Section)	0:11.24 (1000m)
Top Speed [km/h] (Section)	65.0 (1000m)
Race State	Finished



Sunshine Coast QLD Professional
 Race 4: Ascent Building Solutions Maiden Plate - 1200m
 12 April 2024 - 19:32
 Track Rating: Heavy 8, Weather: Fine, Rail Position: True



Section	Overall	1000m	800m	600m	400m	200m
Section Times	1:14.37 [12] (0:15.05)	0:59.32 [13] (0:11.24)	0:48.08 [10] (0:11.74)	0:36.34 [10] (0:11.89)	0:24.45 [8] (0:11.80)	0:12.65 [11]
Average Speed [km/h]	48.0	63.9	60.7	59.9	61.0	56.9
Top Speed [km/h]	63.9	65.0	63.5	60.8	62.1	59.4
Avg. Dist. to Rail [m]	7.7	1.2	1.8	1.8	2.4	2.0
Avg. Stride Freq. [Hz]	2.2	2.3	2.3	2.3	2.4	2.3
Avg. Stride Length [m]	6.0	7.6	7.4	7.4	7.0	6.8



- [] Ranking at each section and finish
- .-.- No data available at this section
- NA No data available



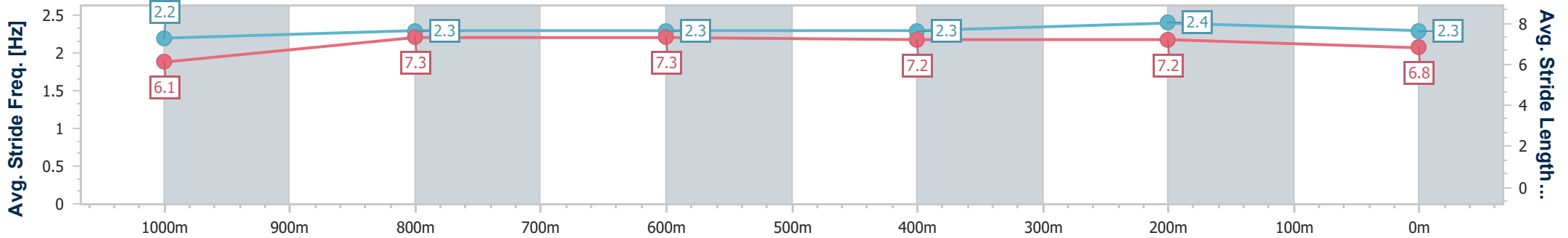
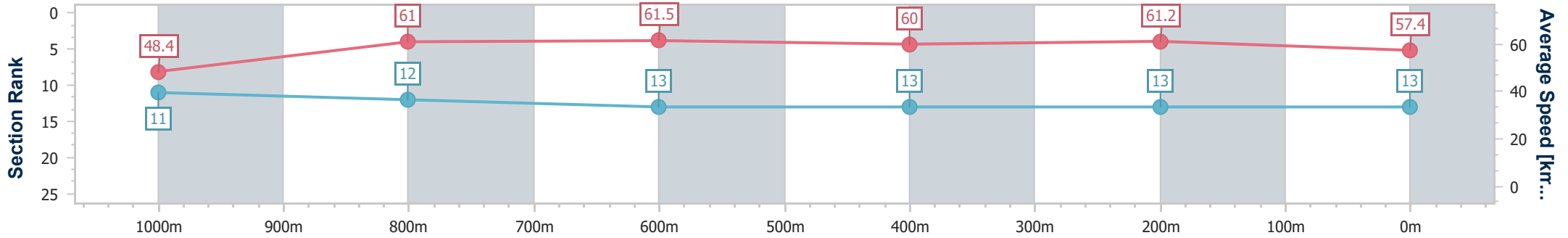
Horse/Jockey Name	Iridescence
Final Rank	13
Fastest Section Time (Section)	0:11.70 (800m)
Top Speed [km/h] (Section)	62.9 (800m)
Race State	Finished



Sunshine Coast QLD Professional
 Race 4: Ascent Building Solutions Maiden Plate - 1200m
 12 April 2024 - 19:32
 Track Rating: Heavy 8, Weather: Fine, Rail Position: True



Section	Overall	1000m	800m	600m	400m	200m
Section Times	1:14.71 [13] (0:14.82)	0:59.89 [11] (0:11.81)	0:48.08 [12] (0:11.70)	0:36.38 [13] (0:12.04)	0:24.34 [13] (0:11.79)	0:12.55 [13] (0:12.55)
Average Speed [km/h]	48.4	61.0	61.5	60.0	61.2	57.4
Top Speed [km/h]	62.4	62.4	62.9	61.2	62.2	60.8
Avg. Dist. to Rail [m]	1.1	0.4	0.4	0.9	4.6	3.5
Avg. Stride Freq. [Hz]	2.2	2.3	2.3	2.3	2.4	2.3
Avg. Stride Length [m]	6.1	7.3	7.3	7.2	7.2	6.8



- [] Ranking at each section and finish
- .-.- No data available at this section
- NA No data available