



Sunshine Coast QLD Professional
Race 1: COASTAL LUXE HOMES QTIS Three-Year-Old Maiden Plate - 1600m
12 April 2024 - 18:00



Track Rating: Heavy 8, Weather: Fine, Rail Position: True

Section		Overall	1400m	1200m	1000m	800m	600m	400m	Last 600m				
Field Times		1:40.42 (0:13.63)	1:26.79 (0:11.46)	1:15.33 (0:12.82)	1:02.51 (0:13.01)	0:49.50 (0:12.87)	0:36.63 (0:12.55)	0:24.08 (0:11.69)	0:36.63				
Rank	TAB Horse/Jockey	Barrier	Top Speed [km/h]	Fastest Section									Distance Travelled [m]
1	6 ROCK YA Adin Thompson	6	65.5	0:11.63	1:40.42 [1] (0:13.77)	1:26.65 [6] (0:11.89)	1:14.76 [5] (0:12.66)	1:02.10 [5] (0:12.97)	0:49.13 [3] (0:12.73)	0:36.40 [3] (0:12.49)	0:23.91 [4] (0:11.63)	0:36.40	
2	10 BOLD ROUGE Nikita Beriman	10	65.7	0:11.50	1:40.43 [2] (0:13.96)	1:26.47 [7] (0:11.77)	1:14.70 [7] (0:12.89)	1:01.81 [7] (0:13.09)	0:48.72 [7] (0:12.68)	0:36.04 [6] (0:12.24)	0:23.80 [7] (0:11.50)	0:36.04	+6
3	4 RASHFORD Kyle Wilson-Taylor	4	68.2	0:11.59	1:40.49 [3] (0:13.63)	1:26.86 [1] (0:11.80)	1:15.06 [4] (0:12.76)	1:02.30 [3] (0:13.12)	0:49.18 [4] (0:12.89)	0:36.29 [5] (0:12.24)	0:24.05 [2] (0:11.59)	0:36.29	+5
4	15 WHISKEY TOWER Michael Rodd	15	66.0	0:11.60	1:40.62 [4] (0:14.12)	1:26.50 [9] (0:11.83)	1:14.67 [8] (0:12.91)	1:01.76 [9] (0:12.99)	0:48.77 [9] (0:12.64)	0:36.13 [9] (0:12.11)	0:24.02 [5] (0:11.60)	0:36.13	+10
5	7 SALAMANCAS James Orman	7	65.4	0:11.68	1:40.88 [5] (0:14.41)	1:26.47 [12] (0:11.74)	1:14.73 [12] (0:12.82)	1:01.91 [10] (0:12.94)	0:48.97 [10] (0:12.84)	0:36.13 [10] (0:12.08)	0:24.05 [10] (0:11.68)	0:36.13	+3
6	12 FORGETS ME NOT Emily Lang	12	66.3	0:11.54	1:41.49 [6] (0:13.72)	1:27.77 [3] (0:11.54)	1:16.23 [2] (0:12.80)	1:03.43 [2] (0:13.14)	0:50.29 [2] (0:12.70)	0:37.59 [2] (0:12.44)	0:25.15 [1] (0:12.14)	0:37.59	+1
7	14 TRAVIATA Justin Huxtable	14	67.9	0:11.65	1:41.70 [7] (0:13.76)	1:27.94 [5] (0:11.65)	1:16.29 [3] (0:12.79)	1:03.50 [4] (0:13.17)	0:50.33 [5] (0:12.72)	0:37.61 [4] (0:12.52)	0:25.09 [6] (0:12.05)	0:37.61	+7
8	5 RIDE FOR LUCK Bailey Wheeler	5	66.6	0:11.91	1:41.98 [8] (0:13.75)	1:28.23 [4] (0:11.91)	1:16.32 [6] (0:12.93)	1:03.39 [6] (0:13.05)	0:50.34 [6] (0:12.80)	0:37.54 [8] (0:12.36)	0:25.18 [9] (0:12.04)	0:37.54	+5
9	13 PELE PRINCESS Jason Taylor	13	67.0	0:11.88	1:42.00 [9] (0:14.09)	1:27.91 [8] (0:11.88)	1:16.03 [9] (0:12.78)	1:03.25 [8] (0:12.96)	0:50.29 [8] (0:12.71)	0:37.58 [7] (0:12.47)	0:25.11 [11] (0:12.18)	0:37.58	-5
10	9 ALASKA DE LUNE Jake Bayliss	9	65.7	0:11.89	1:42.26 [10] (0:14.24)	1:28.02 [11] (0:11.90)	1:16.12 [11] (0:12.98)	1:03.14 [12] (0:13.08)	0:50.06 [12] (0:12.59)	0:37.47 [11] (0:12.00)	0:25.47 [8] (0:11.89)	0:37.47	+5

Scratched: Aces Up (#1), Flywheel (#3), Almandez (#2)

[] Ranking at each section and finish
 -:-:- No data available at this section
 NA No data available
 SCN Saddle cloth number
 DNF Did not finish
 DNT Did not track



Sunshine Coast QLD Professional
Race 1: COASTAL LUXE HOMES QTIS Three-Year-Old Maiden Plate - 1600m
12 April 2024 - 18:00



Track Rating: Heavy 8, Weather: Fine, Rail Position: True

Section		Overall	1400m	1200m	1000m	800m	600m	400m	Last 600m				
Field Times		1:40.42 (0:13.63)	1:26.79 (0:11.46)	1:15.33 (0:12.82)	1:02.51 (0:13.01)	0:49.50 (0:12.87)	0:36.63 (0:12.55)	0:24.08 (0:11.69)	0:36.63				
Rank	TAB Horse/Jockey	Barrier	Top Speed [km/h]	Fastest Section						Distance Travelled [m]			
11	11 CALL ME CRAZY Samantha Collett	11	64.7 1400m	0:11.85 1400m	1:42.55 [11] (0:14.18)	1:28.37 [10] (0:11.85)	1:16.52 [10] (0:12.94)	1:03.58 [11] (0:13.13)	0:50.45 [11] (0:12.75)	0:37.70 [12] (0:12.41)	0:25.29 [12] (0:12.08)	0:37.70	+9
12	8 THE MERCHANT Minonette Kennedy	8	68.3 1400m	0:11.39 1400m	1:43.45 [12] (0:13.70)	1:29.75 [2] (0:11.39)	1:18.36 [1] (0:12.82)	1:05.54 [1] (0:13.01)	0:52.53 [1] (0:12.87)	0:39.66 [1] (0:12.69)	0:26.97 [3] (0:12.92)	0:39.66	+3

Scratched: Aces Up (#1), Flywheel (#3), Almandez (#2)

[] Ranking at each section and finish
 -:--:-- No data available at this section
 NA No data available

SCN Saddle cloth number
 DNF Did not finish
 DNT Did not track



Sunshine Coast QLD Professional
Race 1: COASTAL LUXE HOMES QTIS Three-Year-Old Maiden Plate - 1600m
12 April 2024 - 18:00



Track Rating: Heavy 8, Weather: Fine, Rail Position: True

Section				200m				Last 600m	
Field Times				0:12.39 (0:12.39)				0:36.63	
Rank	TAB	Horse/Jockey	Barrier	Top Speed [km/h]	Fastest Section	Margin			Distance Travelled [m]
1	6	ROCK YA Adin Thompson	6	65.5 Overall	0:11.63 400m	0:12.28 [3] (0:12.28)	1:40.42		0:36.40
2	10	BOLD ROUGE Nikita Beriman	10	65.7 Overall	0:11.50 400m	0:12.30 [2] (0:12.30)	0.1L		0:36.04 +6
3	4	RASHFORD Kyle Wilson-Taylor	4	68.2 Overall	0:11.59 400m	0:12.46 [1] (0:12.46)	0.3L		0:36.29 +5
4	15	WHISKEY TOWER Michael Rodd	15	66.0 Overall	0:11.60 400m	0:12.42 [4] (0:12.42)	1.1L		0:36.13 +10
5	7	SALAMANCAS James Orman	7	65.4 Overall	0:11.68 400m	0:12.37 [6] (0:12.37)	2.4L		0:36.13 +3
6	12	FORGETS ME NOT Emily Lang	12	66.3 Overall	0:11.54 1400m	0:13.01 [5] (0:13.01)	5.9L		0:37.59 +1
7	14	TRAVIATA Justin Huxtable	14	67.9 Overall	0:11.65 1400m	0:13.04 [7] (0:13.04)	6.9L		0:37.61 +7
8	5	RIDE FOR LUCK Bailey Wheeler	5	66.6 Overall	0:11.91 1400m	0:13.14 [9] (0:13.14)	8.4L		0:37.54 +5
9	13	PELE PRINCESS Jason Taylor	13	67.0 Overall	0:11.88 1400m	0:12.93 [10] (0:12.93)	8.5L		0:37.58 -5
10	9	ALASKA DE LUNE Jake Bayliss	9	65.7 Overall	0:11.89 400m	0:13.58 [8] (0:13.58)	9.8L		0:37.47 +5

Scratched: Aces Up (#1), Flywheel (#3), Almandez (#2)

- [] Ranking at each section and finish
- SCN Saddle cloth number
- :--:- No data available at this section
- DNF Did not finish
- NA No data available
- DNT Did not track



Sunshine Coast QLD Professional
Race 1: COASTAL LUXE HOMES QTIS Three-Year-Old Maiden Plate - 1600m
12 April 2024 - 18:00



Track Rating: Heavy 8, Weather: Fine, Rail Position: True

Section				200m				Last 600m		
Field Times				0:12.39 (0:12.39)				0:36.63		
Rank	TAB	Horse/Jockey	Barrier	Top Speed [km/h]	Fastest Section	Margin			Distance Travelled [m]	
11	11	CALL ME CRAZY	11	64.7	0:11.85	0:13.21 [11]	11.3L		0:37.70	+9
		Samantha Collett		1400m	1400m	(0:13.21)				
12	8	THE MERCHANT	8	68.3	0:11.39	0:14.05 [12]	16.6L		0:39.66	+3
		Minonette Kennedy		1400m	1400m	(0:14.05)				

Scratched: Aces Up (#1), Flywheel (#3), Almandez (#2)



Horse/Jockey Name	Rock Ya
Final Rank	1
Fastest Section Time (Section)	0:11.63 (400m)
Top Speed [km/h] (Section)	65.5 (Overall)
Race State	Finished



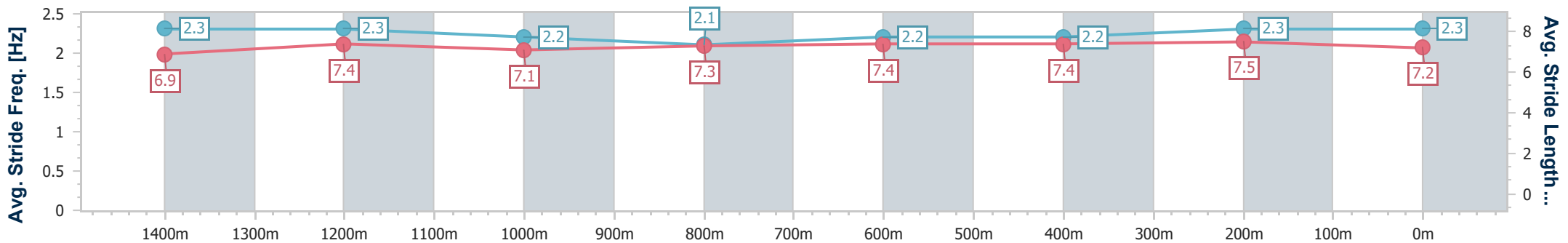
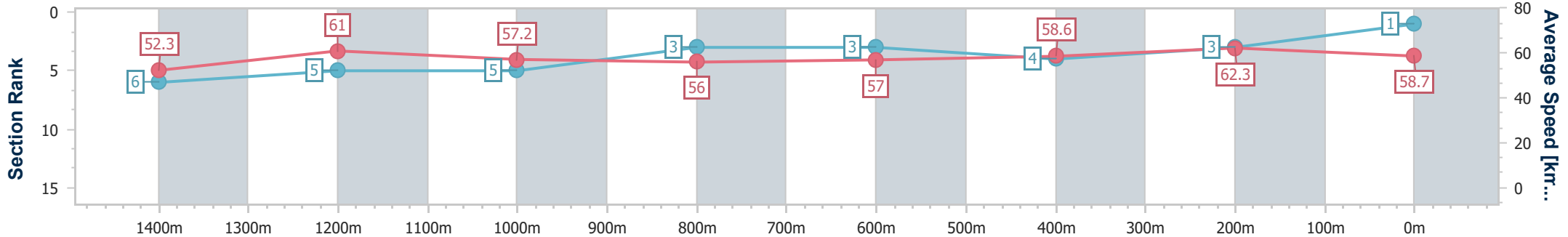
Sunshine Coast QLD Professional
Race 1: COASTAL LUXE HOMES QTIS Three-Year-Old Maiden
Plate - 1600m



12 April 2024 - 18:00

Track Rating: Heavy 8, Weather: Fine, Rail Position: True

Section	Overall	1400m	1200m	1000m	800m	600m	400m	200m
Section Times	1:40.42 [1] (0:13.77)	1:26.65 [6] (0:11.89)	1:14.76 [5] (0:12.66)	1:02.10 [5] (0:12.97)	0:49.13 [3] (0:12.73)	0:36.40 [3] (0:12.49)	0:23.91 [4] (0:11.63)	0:12.28 [3] (0:12.28)
Average Speed [km/h]	52.3	61.0	57.2	56.0	57.0	58.6	62.3	58.7
Top Speed [km/h]	65.5	64.0	58.4	57.6	58.7	62.4	63.8	62.4
Avg. Dist. to Rail [m]	4.5	1.9	1.3	1.1	0.9	1.9	5.4	3.5
Avg. Stride Freq. [Hz]	2.3	2.3	2.2	2.1	2.2	2.2	2.3	2.3
Avg. Stride Length [m]	6.9	7.4	7.1	7.3	7.4	7.4	7.5	7.2



- [] Ranking at each section and finish
- .-.- No data available at this section
- NA No data available



Horse/Jockey Name	Bold Rouge
Final Rank	2
Fastest Section Time (Section)	0:11.50 (400m)
Top Speed [km/h] (Section)	65.7 (Overall)
Race State	Finished



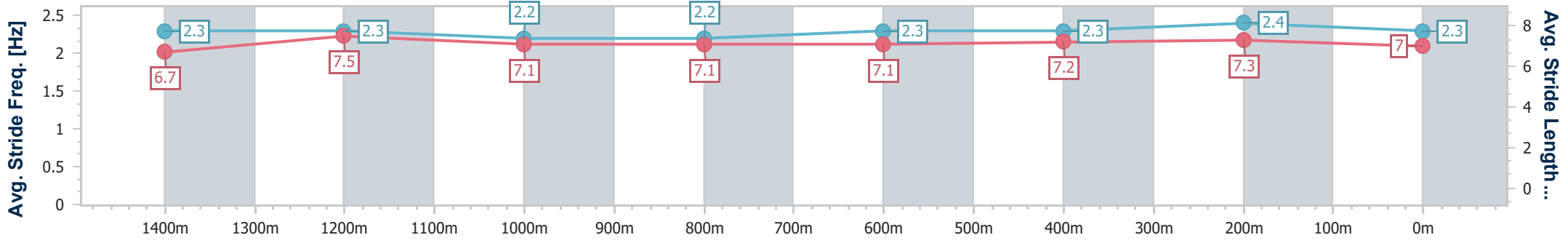
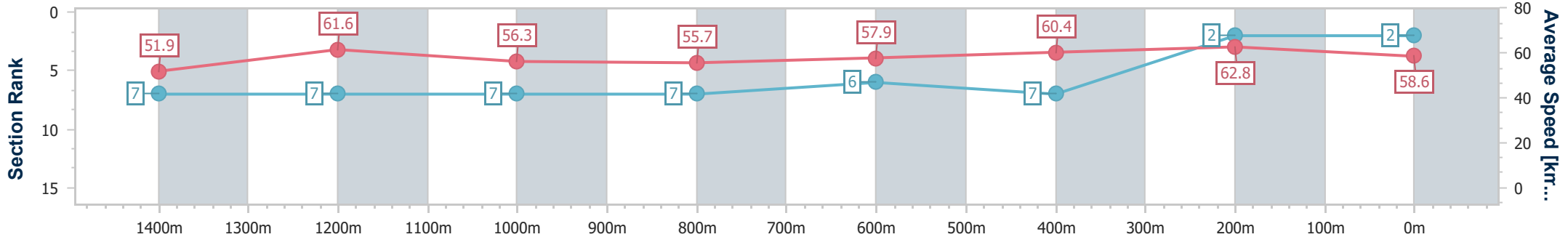
Sunshine Coast QLD Professional
Race 1: COASTAL LUXE HOMES QTIS Three-Year-Old Maiden
Plate - 1600m



12 April 2024 - 18:00

Track Rating: Heavy 8, Weather: Fine, Rail Position: True

Section	Overall	1400m	1200m	1000m	800m	600m	400m	200m
Section Times	1:40.43 [2] (0:13.96)	1:26.47 [7] (0:11.77)	1:14.70 [7] (0:12.89)	1:01.81 [7] (0:13.09)	0:48.72 [7] (0:12.68)	0:36.04 [6] (0:12.24)	0:23.80 [7] (0:11.50)	0:12.30 [2] (0:12.30)
Average Speed [km/h]	51.9	61.6	56.3	55.7	57.9	60.4	62.8	58.6
Top Speed [km/h]	65.7	65.0	58.2	56.5	61.6	62.0	64.0	61.3
Avg. Dist. to Rail [m]	12.9	3.2	2.5	2.9	2.4	3.6	5.7	4.0
Avg. Stride Freq. [Hz]	2.3	2.3	2.2	2.2	2.3	2.3	2.4	2.3
Avg. Stride Length [m]	6.7	7.5	7.1	7.1	7.1	7.2	7.3	7.0



- [] Ranking at each section and finish
- .-.- No data available at this section
- NA No data available



Horse/Jockey Name	Rashford
Final Rank	3
Fastest Section Time (Section)	0:11.59 (400m)
Top Speed [km/h] (Section)	68.2 (Overall)
Race State	Finished



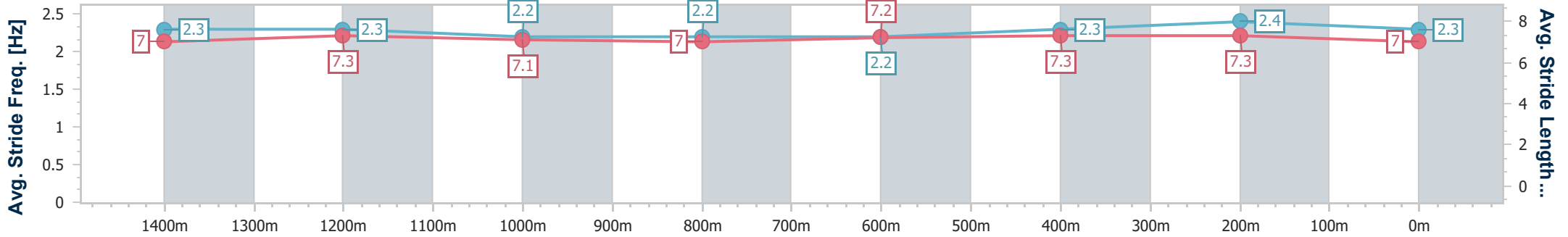
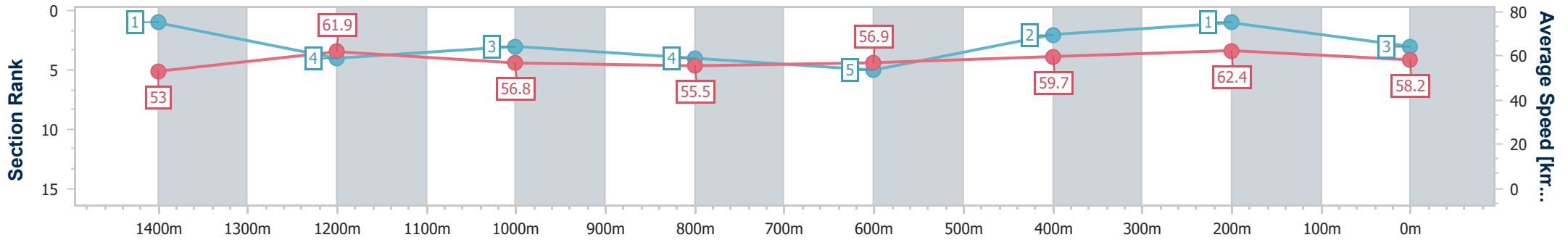
Sunshine Coast QLD Professional
Race 1: COASTAL LUXE HOMES QTIS Three-Year-Old Maiden
Plate - 1600m



12 April 2024 - 18:00

Track Rating: Heavy 8, Weather: Fine, Rail Position: True

Section	Overall	1400m	1200m	1000m	800m	600m	400m	200m
Section Times	1:40.49 [3] (0:13.63)	1:26.86 [1] (0:11.80)	1:15.06 [4] (0:12.76)	1:02.30 [3] (0:13.12)	0:49.18 [4] (0:12.89)	0:36.29 [5] (0:12.24)	0:24.05 [2] (0:11.59)	0:12.46 [1] (0:12.46)
Average Speed [km/h]	53.0	61.9	56.8	55.5	56.9	59.7	62.4	58.2
Top Speed [km/h]	68.2	68.0	58.8	55.9	59.5	63.2	63.7	61.3
Avg. Dist. to Rail [m]	10.2	4.3	3.4	3.1	2.1	1.2	3.4	3.0
Avg. Stride Freq. [Hz]	2.3	2.3	2.2	2.2	2.2	2.3	2.4	2.3
Avg. Stride Length [m]	7.0	7.3	7.1	7.0	7.2	7.3	7.3	7.0



- [] Ranking at each section and finish
- .-.- No data available at this section
- NA No data available



Horse/Jockey Name	Whiskey Tower
Final Rank	4
Fastest Section Time (Section)	0:11.60 (400m)
Top Speed [km/h] (Section)	66.0 (Overall)
Race State	Finished



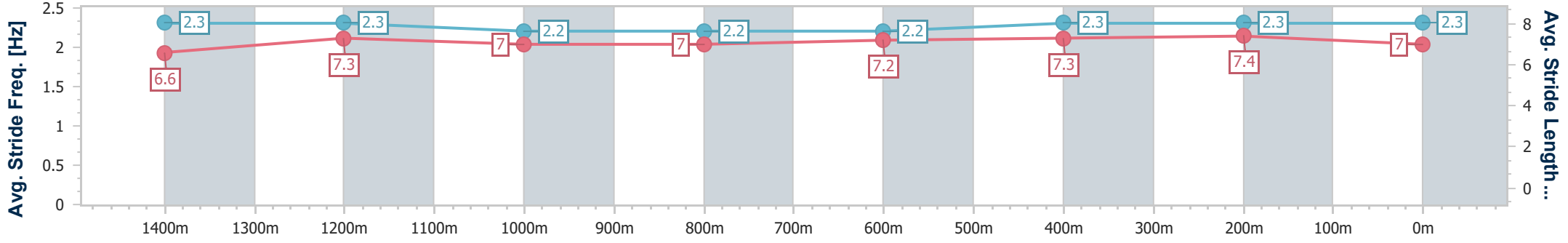
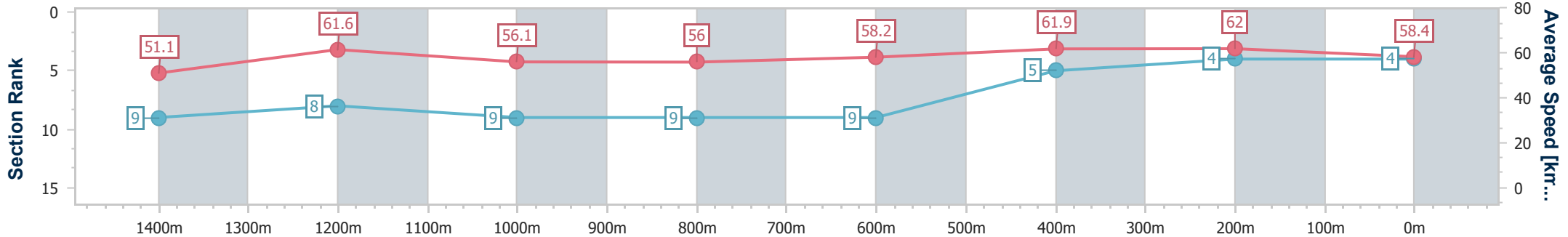
Sunshine Coast QLD Professional
Race 1: COASTAL LUXE HOMES QTIS Three-Year-Old Maiden
Plate - 1600m



12 April 2024 - 18:00

Track Rating: Heavy 8, Weather: Fine, Rail Position: True

Section	Overall	1400m	1200m	1000m	800m	600m	400m	200m					
Section Times	1:40.62 [4] (0:14.12)	1:26.50 [9] (0:11.83)	1:14.67 [8] (0:12.91)	1:01.76 [9] (0:12.99)	0:48.77 [9] (0:12.64)	0:36.13 [9] (0:12.11)	0:24.02 [5] (0:11.60)	0:12.42 [4] (0:12.42)					
Average Speed [km/h]	51.1	61.6	56.1	56.0	58.2	61.9	62.0	58.4					
Top Speed [km/h]	66.0	65.4	57.3	57.1	62.3	63.0	63.4	61.5					
Avg. Dist. to Rail [m]	6.9	3.4	1.7	1.4	2.9	5.8	8.0	7.0					
Avg. Stride Freq. [Hz]	2.3	2.3	2.2	2.2	2.2	2.3	2.3	2.3					
Avg. Stride Length [m]	6.6	7.3	7.0	7.0	7.2	7.3	7.4	7.0					



- [] Ranking at each section and finish
- .-.- No data available at this section
- NA No data available



Horse/Jockey Name	Salamancas
Final Rank	5
Fastest Section Time (Section)	0:11.68 (400m)
Top Speed [km/h] (Section)	65.4 (Overall)
Race State	Finished



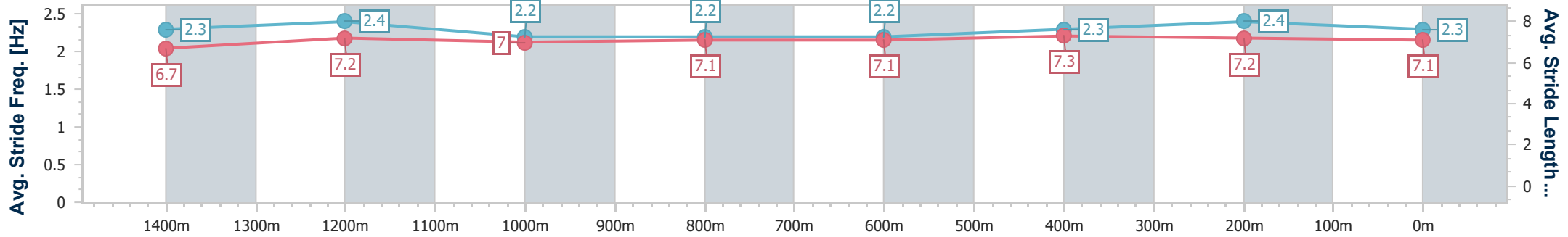
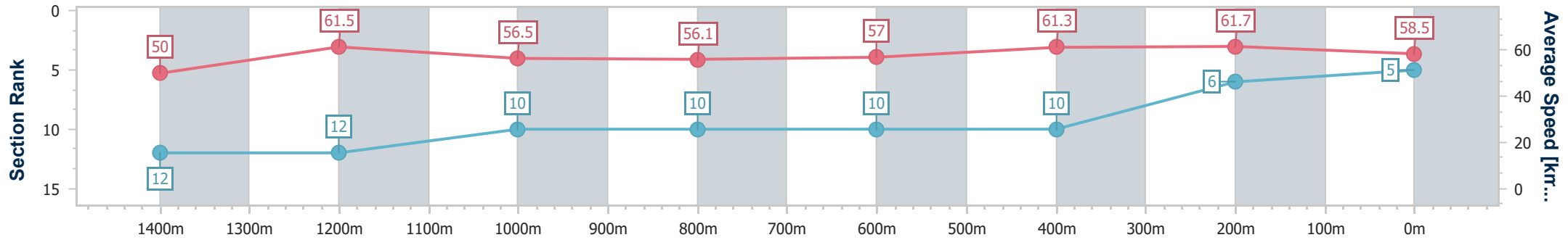
Sunshine Coast QLD Professional
 Race 1: COASTAL LUXE HOMES QTIS Three-Year-Old Maiden
 Plate - 1600m



12 April 2024 - 18:00

Track Rating: Heavy 8, Weather: Fine, Rail Position: True

Section	Overall	1400m	1200m	1000m	800m	600m	400m	200m
Section Times	1:40.88 [5] (0:14.41)	1:26.47 [12] (0:11.74)	1:14.73 [12] (0:12.82)	1:01.91 [10] (0:12.94)	0:48.97 [10] (0:12.84)	0:36.13 [10] (0:12.08)	0:24.05 [10] (0:11.68)	0:12.37 [6] (0:12.37)
Average Speed [km/h]	50.0	61.5	56.5	56.1	57.0	61.3	61.7	58.5
Top Speed [km/h]	65.4	65.1	57.4	57.4	60.6	65.0	62.6	61.2
Avg. Dist. to Rail [m]	7.6	0.3	0.6	1.5	2.0	4.0	7.5	5.1
Avg. Stride Freq. [Hz]	2.3	2.4	2.2	2.2	2.2	2.3	2.4	2.3
Avg. Stride Length [m]	6.7	7.2	7.0	7.1	7.1	7.3	7.2	7.1



- [] Ranking at each section and finish
- .-.- No data available at this section
- NA No data available



Horse/Jockey Name	Forgets Me Not
Final Rank	6
Fastest Section Time (Section)	0:11.54 (1400m)
Top Speed [km/h] (Section)	66.3 (Overall)
Race State	Finished



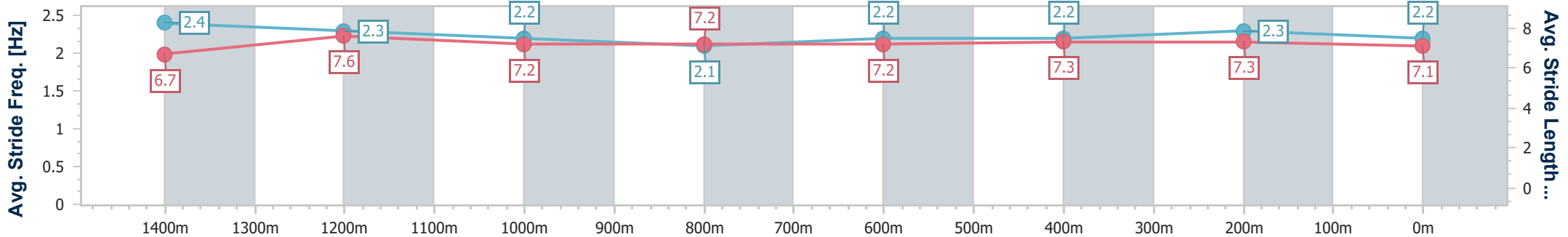
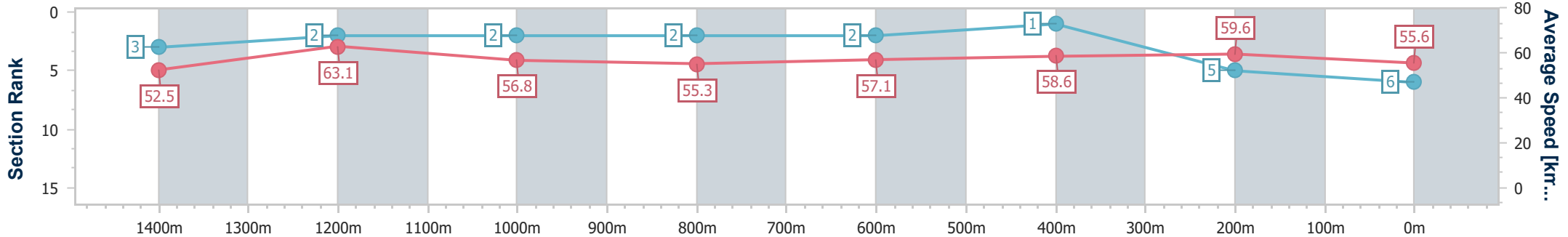
Sunshine Coast QLD Professional
 Race 1: COASTAL LUXE HOMES QTIS Three-Year-Old Maiden
 Plate - 1600m



12 April 2024 - 18:00

Track Rating: Heavy 8, Weather: Fine, Rail Position: True

Section	Overall	1400m	1200m	1000m	800m	600m	400m	200m
Section Times	1:41.49 [6] (0:13.72)	1:27.77 [3] (0:11.54)	1:16.23 [2] (0:12.80)	1:03.43 [2] (0:13.14)	0:50.29 [2] (0:12.70)	0:37.59 [2] (0:12.44)	0:25.15 [1] (0:12.14)	0:13.01 [5] (0:13.01)
Average Speed [km/h]	52.5	63.1	56.8	55.3	57.1	58.6	59.6	55.6
Top Speed [km/h]	66.3	66.0	60.4	55.8	59.1	60.2	61.1	58.0
Avg. Dist. to Rail [m]	9.5	4.1	2.0	2.1	0.6	1.6	5.2	4.5
Avg. Stride Freq. [Hz]	2.4	2.3	2.2	2.1	2.2	2.2	2.3	2.2
Avg. Stride Length [m]	6.7	7.6	7.2	7.2	7.2	7.3	7.3	7.1



- [] Ranking at each section and finish
- .-.- No data available at this section
- NA No data available



Horse/Jockey Name	Traviata
Final Rank	7
Fastest Section Time (Section)	0:11.65 (1400m)
Top Speed [km/h] (Section)	67.9 (Overall)
Race State	Finished



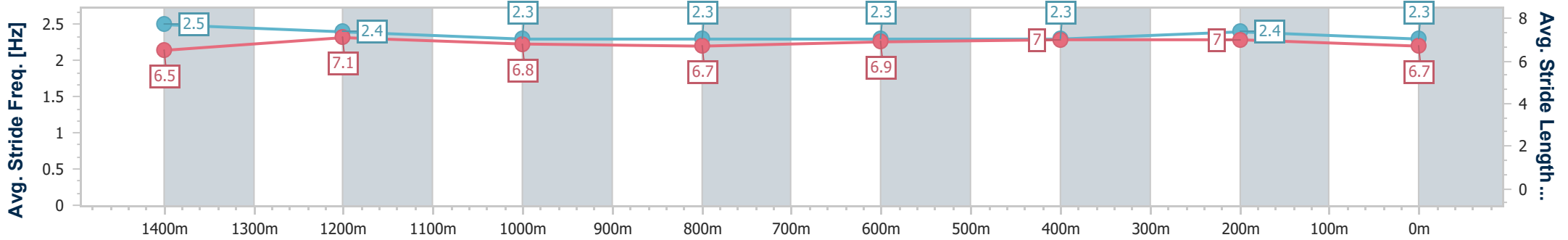
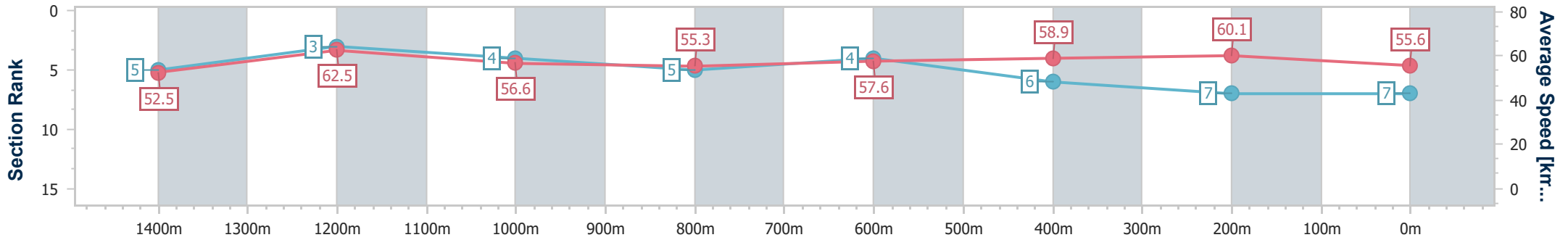
Sunshine Coast QLD Professional
Race 1: COASTAL LUXE HOMES QTIS Three-Year-Old Maiden
Plate - 1600m



12 April 2024 - 18:00

Track Rating: Heavy 8, Weather: Fine, Rail Position: True

Section	Overall	1400m	1200m	1000m	800m	600m	400m	200m
Section Times	1:41.70 [7] (0:13.76)	1:27.94 [5] (0:11.65)	1:16.29 [3] (0:12.79)	1:03.50 [4] (0:13.17)	0:50.33 [5] (0:12.72)	0:37.61 [4] (0:12.52)	0:25.09 [6] (0:12.05)	0:13.04 [7] (0:13.04)
Average Speed [km/h]	52.5	62.5	56.6	55.3	57.6	58.9	60.1	55.6
Top Speed [km/h]	67.9	67.3	58.4	55.9	60.3	61.0	61.7	60.5
Avg. Dist. to Rail [m]	8.0	3.5	3.3	3.8	2.3	3.5	5.3	4.1
Avg. Stride Freq. [Hz]	2.5	2.4	2.3	2.3	2.3	2.3	2.4	2.3
Avg. Stride Length [m]	6.5	7.1	6.8	6.7	6.9	7.0	7.0	6.7



- [] Ranking at each section and finish
- .-.- No data available at this section
- NA No data available



Horse/Jockey Name	Ride For Luck
Final Rank	8
Fastest Section Time (Section)	0:11.91 (1400m)
Top Speed [km/h] (Section)	66.6 (Overall)
Race State	Finished



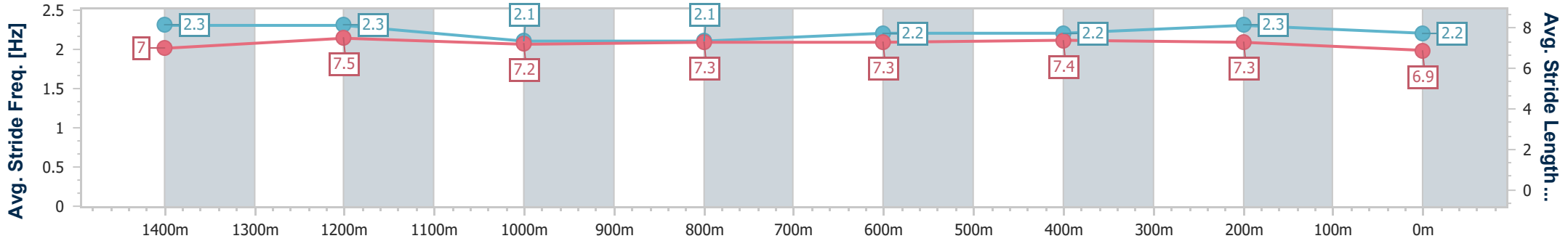
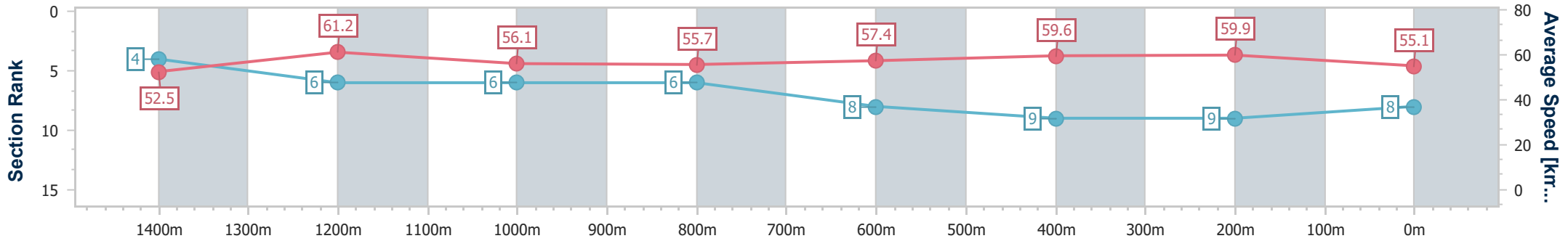
Sunshine Coast QLD Professional
 Race 1: COASTAL LUXE HOMES QTIS Three-Year-Old Maiden
 Plate - 1600m



12 April 2024 - 18:00

Track Rating: Heavy 8, Weather: Fine, Rail Position: True

Section	Overall	1400m	1200m	1000m	800m	600m	400m	200m
Section Times	1:41.98 [8] (0:13.75)	1:28.23 [4] (0:11.91)	1:16.32 [6] (0:12.93)	1:03.39 [6] (0:13.05)	0:50.34 [6] (0:12.80)	0:37.54 [8] (0:12.36)	0:25.18 [9] (0:12.04)	0:13.14 [9] (0:13.14)
Average Speed [km/h]	52.5	61.2	56.1	55.7	57.4	59.6	59.9	55.1
Top Speed [km/h]	66.6	66.6	58.2	56.6	60.0	61.5	61.6	58.6
Avg. Dist. to Rail [m]	5.0	3.1	2.6	2.7	2.6	2.7	3.8	0.8
Avg. Stride Freq. [Hz]	2.3	2.3	2.1	2.1	2.2	2.2	2.3	2.2
Avg. Stride Length [m]	7.0	7.5	7.2	7.3	7.3	7.4	7.3	6.9



- [] Ranking at each section and finish
- .-.- No data available at this section
- NA No data available



Horse/Jockey Name	Pele Princess
Final Rank	9
Fastest Section Time (Section)	0:11.88 (1400m)
Top Speed [km/h] (Section)	67.0 (Overall)
Race State	Finished



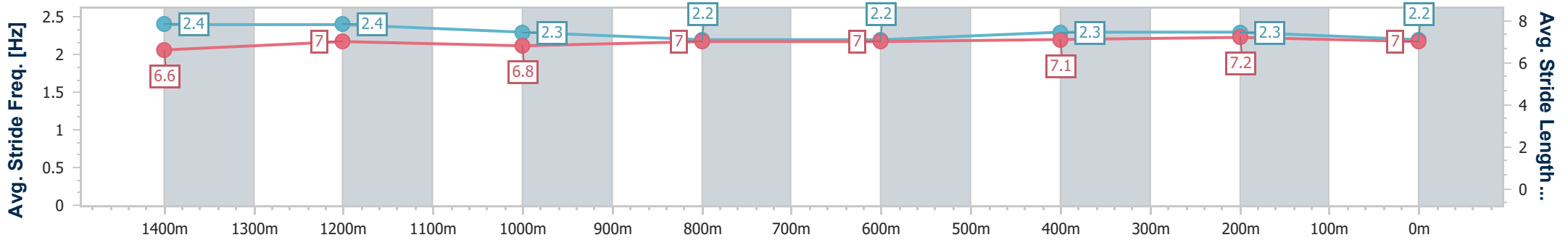
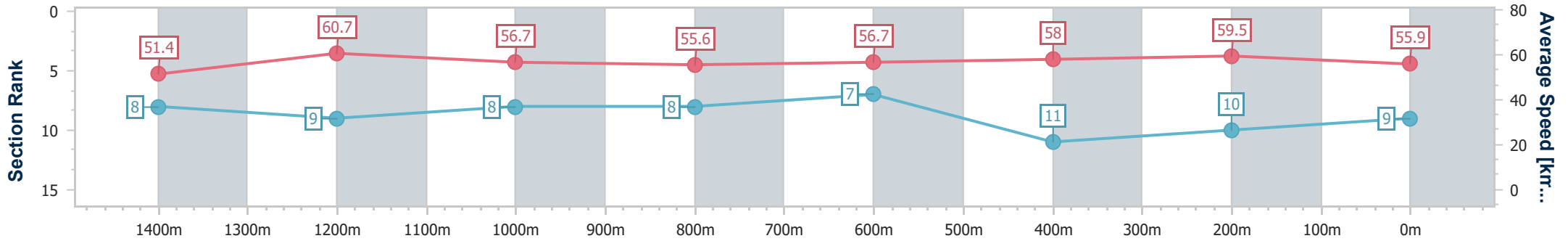
Sunshine Coast QLD Professional
Race 1: COASTAL LUXE HOMES QTIS Three-Year-Old Maiden
Plate - 1600m



12 April 2024 - 18:00

Track Rating: Heavy 8, Weather: Fine, Rail Position: True

Section	Overall	1400m	1200m	1000m	800m	600m	400m	200m
Section Times	1:42.00 [9] (0:14.09)	1:27.91 [8] (0:11.88)	1:16.03 [9] (0:12.78)	1:03.25 [8] (0:12.96)	0:50.29 [8] (0:12.71)	0:37.58 [7] (0:12.47)	0:25.11 [11] (0:12.18)	0:12.93 [10] (0:12.93)
Average Speed [km/h]	51.4	60.7	56.7	55.6	56.7	58.0	59.5	55.9
Top Speed [km/h]	67.0	64.8	57.9	56.7	58.8	60.4	61.7	57.7
Avg. Dist. to Rail [m]	2.4	0.6	0.2	0.7	0.7	0.7	2.7	3.8
Avg. Stride Freq. [Hz]	2.4	2.4	2.3	2.2	2.2	2.3	2.3	2.2
Avg. Stride Length [m]	6.6	7.0	6.8	7.0	7.0	7.1	7.2	7.0



- [] Ranking at each section and finish
- .-.- No data available at this section
- NA No data available



Horse/Jockey Name	Alaska De Lune
Final Rank	10
Fastest Section Time (Section)	0:11.89 (400m)
Top Speed [km/h] (Section)	65.7 (Overall)
Race State	Finished



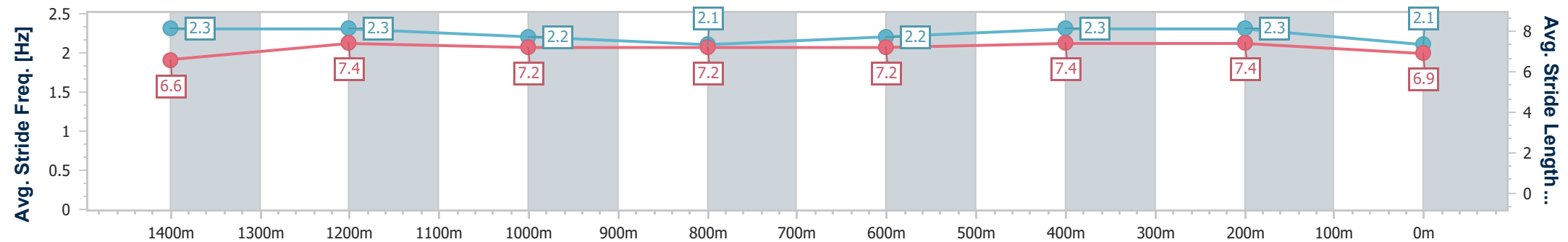
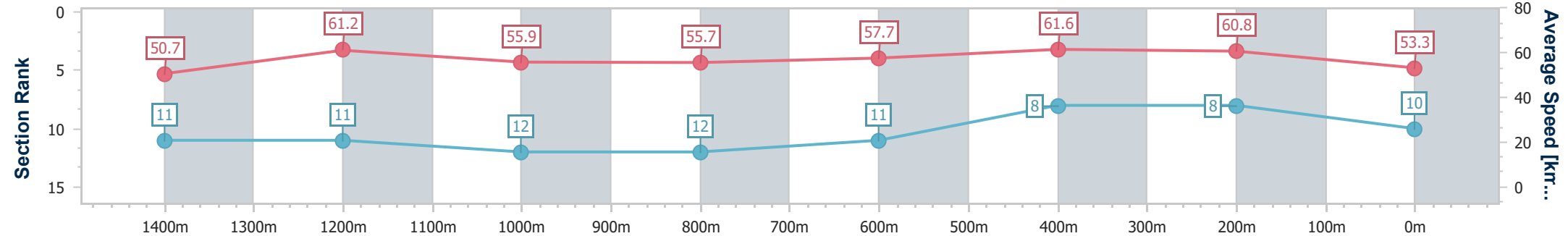
Sunshine Coast QLD Professional
Race 1: COASTAL LUXE HOMES QTIS Three-Year-Old Maiden
Plate - 1600m



12 April 2024 - 18:00

Track Rating: Heavy 8, Weather: Fine, Rail Position: True

Section	Overall	1400m	1200m	1000m	800m	600m	400m	200m						
Section Times	1:42.26 [10] (0:14.24)	1:28.02 [11] (0:11.90)	1:16.12 [11] (0:12.98)	1:03.14 [12] (0:13.08)	0:50.06 [12] (0:12.59)	0:37.47 [11] (0:12.00)	0:25.47 [8] (0:11.89)	0:13.58 [8] (0:13.58)						
Average Speed [km/h]	50.7	61.2	55.9	55.7	57.7	61.6	60.8	53.3						
Top Speed [km/h]	65.7	64.6	57.9	56.9	61.1	62.9	62.4	56.3						
Avg. Dist. to Rail [m]	8.4	2.3	2.8	2.9	1.2	3.9	9.3	7.2						
Avg. Stride Freq. [Hz]	2.3	2.3	2.2	2.1	2.2	2.3	2.3	2.1						
Avg. Stride Length [m]	6.6	7.4	7.2	7.2	7.2	7.4	7.4	6.9						



- [] Ranking at each section and finish
- .-.- No data available at this section
- NA No data available



Horse/Jockey Name	Call Me Crazy
Final Rank	11
Fastest Section Time (Section)	0:11.85 (1400m)
Top Speed [km/h] (Section)	64.7 (1400m)
Race State	Finished



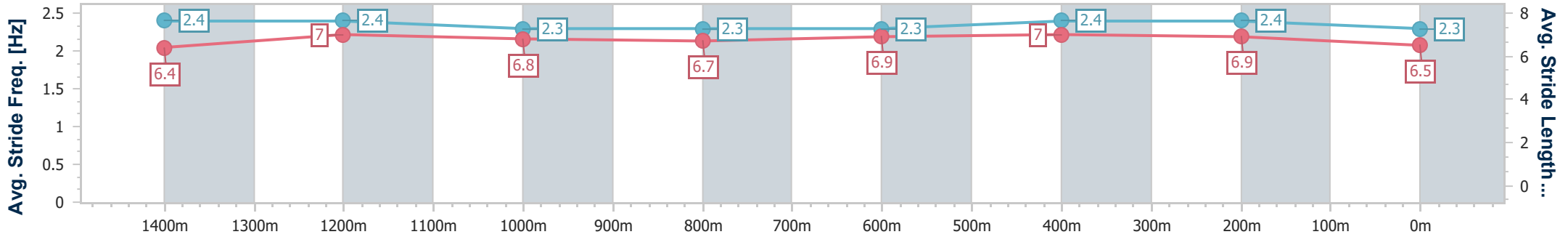
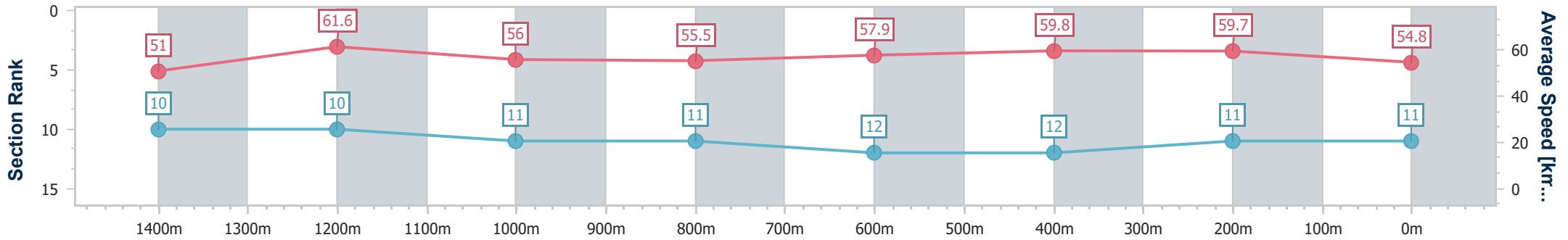
Sunshine Coast QLD Professional
Race 1: COASTAL LUXE HOMES QTIS Three-Year-Old Maiden
Plate - 1600m



12 April 2024 - 18:00

Track Rating: Heavy 8, Weather: Fine, Rail Position: True

Section	Overall	1400m	1200m	1000m	800m	600m	400m	200m
Section Times	1:42.55 [11] (0:14.18)	1:28.37 [10] (0:11.85)	1:16.52 [10] (0:12.94)	1:03.58 [11] (0:13.13)	0:50.45 [11] (0:12.75)	0:37.70 [12] (0:12.41)	0:25.29 [12] (0:12.08)	0:13.21 [11] (0:13.21)
Average Speed [km/h]	51.0	61.6	56.0	55.5	57.9	59.8	59.7	54.8
Top Speed [km/h]	64.2	64.7	58.8	56.7	61.9	62.0	61.1	60.0
Avg. Dist. to Rail [m]	11.2	2.9	3.4	3.5	2.8	4.3	6.0	4.5
Avg. Stride Freq. [Hz]	2.4	2.4	2.3	2.3	2.3	2.4	2.4	2.3
Avg. Stride Length [m]	6.4	7.0	6.8	6.7	6.9	7.0	6.9	6.5



- [] Ranking at each section and finish
- .-.- No data available at this section
- NA No data available



Horse/Jockey Name	The Merchant
Final Rank	12
Fastest Section Time (Section)	0:11.39 (1400m)
Top Speed [km/h] (Section)	68.3 (1400m)
Race State	Finished



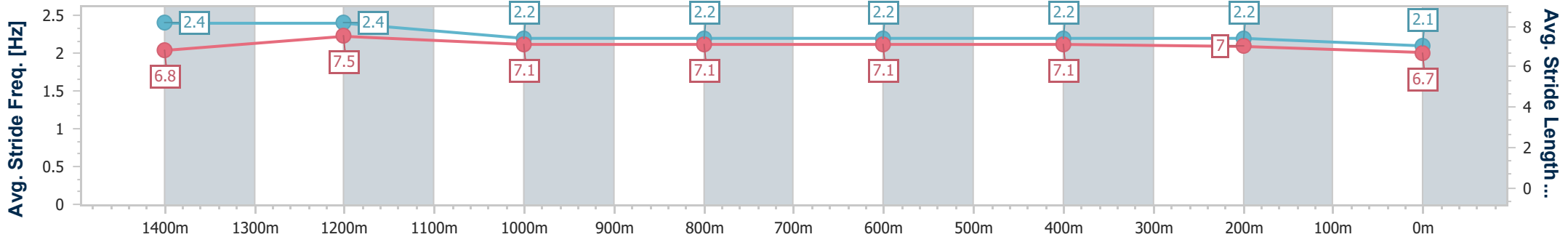
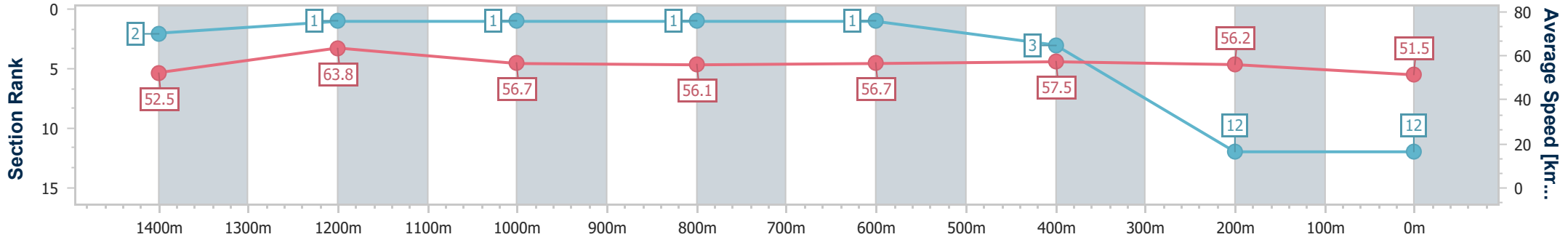
Sunshine Coast QLD Professional
Race 1: COASTAL LUXE HOMES QTIS Three-Year-Old Maiden
Plate - 1600m



12 April 2024 - 18:00

Track Rating: Heavy 8, Weather: Fine, Rail Position: True

Section	Overall	1400m	1200m	1000m	800m	600m	400m	200m
Section Times	1:43.45 [12] (0:13.70)	1:29.75 [2] (0:11.39)	1:18.36 [1] (0:12.82)	1:05.54 [1] (0:13.01)	0:52.53 [1] (0:12.87)	0:39.66 [1] (0:12.69)	0:26.97 [3] (0:12.92)	0:14.05 [12] (0:14.05)
Average Speed [km/h]	52.5	63.8	56.7	56.1	56.7	57.5	56.2	51.5
Top Speed [km/h]	68.3	68.3	58.2	57.4	58.0	59.0	58.2	54.6
Avg. Dist. to Rail [m]	12.2	3.7	1.4	1.4	1.5	1.6	3.3	3.5
Avg. Stride Freq. [Hz]	2.4	2.4	2.2	2.2	2.2	2.2	2.2	2.1
Avg. Stride Length [m]	6.8	7.5	7.1	7.1	7.1	7.1	7.0	6.7



- [] Ranking at each section and finish
- .-.- No data available at this section
- NA No data available



Sunshine Coast QLD Professional
Race 2: Baker's Delight Kawana & Myde RATINGS BAND 0 - 58 Handicap
- 1400m
12 April 2024 - 18:33



Track Rating: Heavy 8, Weather: Fine, Rail Position: True

Section		Overall	1200m	1000m	800m	600m	400m	Last 600m				
Field Times		1:25.76 (0:13.38)	1:12.38 (0:11.11)	1:01.27 (0:12.19)	0:49.08 (0:12.29)	0:36.79 (0:12.28)	0:24.51 (0:11.88)	0:36.79				
Rank	TAB Horse/Jockey	Barrier	Top Speed [km/h]	Fastest Section	Distance Travelled [m]							
1	2 TEMPER THE STORM Cody Collis	2	66.0	0:11.18	1:25.76 [1] (0:13.38)	1:12.38 [1] (0:11.18)	1:01.20 [2] (0:12.15)	0:49.05 [2] (0:12.26)	0:36.79 [1] (0:12.28)	0:24.51 [1] (0:11.88)	0:36.79	
2	13 BOLD SPLENDOR Nikita Beriman	13	65.7	0:11.36	1:25.91 [2] (0:13.98)	1:11.93 [10] (0:11.36)	1:00.57 [9] (0:12.63)	0:47.94 [11] (0:12.18)	0:35.76 [11] (0:12.12)	0:23.64 [11] (0:11.49)	0:35.76 +6	
3	10 BIRMINGHAM Justin Huxtable	10	65.5	0:11.39	1:26.37 [3] (0:13.95)	1:12.42 [9] (0:11.39)	1:01.03 [10] (0:12.42)	0:48.61 [8] (0:12.20)	0:36.41 [9] (0:12.07)	0:24.34 [9] (0:11.63)	0:36.41 +4	
4	8 SARODEC Bailey Wheeler	8	68.8	0:11.33	1:26.89 [4] (0:13.94)	1:12.95 [8] (0:11.33)	1:01.62 [8] (0:12.49)	0:49.13 [9] (0:12.14)	0:36.99 [8] (0:12.10)	0:24.89 [8] (0:11.83)	0:36.99 +0	
5	9 ALPHA JANE Cejay Graham	9	67.8	0:11.11	1:26.92 [5] (0:13.92)	1:13.00 [7] (0:11.11)	1:01.89 [5] (0:12.39)	0:49.50 [5] (0:12.21)	0:37.29 [5] (0:12.15)	0:25.14 [5] (0:12.09)	0:37.29 -2	
6	14 SKILLED ARTIST Madeleine Wishart	14	64.9	0:11.45	1:26.97 [6] (0:14.73)	1:12.24 [14] (0:11.45)	1:00.79 [14] (0:12.36)	0:48.43 [14] (0:12.27)	0:36.16 [14] (0:11.74)	0:24.42 [13] (0:11.65)	0:36.16 +0	
7	12 WASSA James Orman	12	64.6	0:11.42	1:27.11 [7] (0:14.04)	1:13.07 [11] (0:11.42)	1:01.65 [11] (0:12.46)	0:49.19 [10] (0:12.05)	0:37.14 [10] (0:12.10)	0:25.04 [10] (0:11.94)	0:37.14 -2	
8	3 WONFORWAZZA Micheal Hellyer	3	68.8	0:11.04	1:27.19 [8] (0:13.45)	1:13.74 [2] (0:11.04)	1:02.70 [1] (0:12.19)	0:50.51 [1] (0:12.32)	0:38.19 [2] (0:12.34)	0:25.85 [2] (0:12.18)	0:38.19 -1	
9	4 PRINCE OF SOOVIEV Michael Rodd	4	67.1	0:11.34	1:27.32 [9] (0:13.49)	1:13.83 [3] (0:11.34)	1:02.49 [3] (0:12.34)	0:50.15 [4] (0:12.25)	0:37.90 [4] (0:12.15)	0:25.75 [4] (0:12.01)	0:37.90 -1	
10	6 NEGATION Jai Williams	6	64.9	0:11.41	1:27.37 [10] (0:14.44)	1:12.93 [13] (0:11.41)	1:01.52 [12] (0:12.52)	0:49.00 [13] (0:12.15)	0:36.85 [12] (0:12.02)	0:24.83 [12] (0:11.64)	0:36.85 +1	

Scratched: Sock'emsid (#5), Tee Amici (#7), Colhoun (#11)

[] Ranking at each section and finish
 -:-:- No data available at this section
 NA No data available
 SCN Saddle cloth number
 DNF Did not finish
 DNT Did not track



Sunshine Coast QLD Professional
Race 2: Baker's Delight Kawana & Myde RATINGS BAND 0 - 58 Handicap
- 1400m
12 April 2024 - 18:33



Track Rating: Heavy 8, Weather: Fine, Rail Position: True

Section		Overall	1200m	1000m	800m	600m	400m	Last 600m				
Field Times		1:25.76 (0:13.38)	1:12.38 (0:11.11)	1:01.27 (0:12.19)	0:49.08 (0:12.29)	0:36.79 (0:12.28)	0:24.51 (0:11.88)	0:36.79				
Rank	TAB Horse/Jockey	Barrier	Top Speed [km/h]	Fastest Section					Distance Travelled [m]			
11	17 STANAGE BAY Damien Thornton	17	64.5 1200m	0:11.42 1200m	1:27.40 [11] (0:13.66)	1:13.74 [6] (0:11.42)	1:02.32 [7] (0:12.40)	0:49.92 [6] (0:12.30)	0:37.62 [6] (0:12.18)	0:25.44 [7] (0:11.98)	0:37.62	+2
12	16 QUEEN OF DARK Emily Lang	16	65.7 Overall	0:11.40 1200m	1:27.67 [12] (0:13.65)	1:14.02 [5] (0:11.40)	1:02.62 [6] (0:12.49)	0:50.13 [7] (0:12.25)	0:37.88 [7] (0:12.07)	0:25.81 [6] (0:12.16)	0:37.88	+0
13	18 GINASUE Samantha Collett	18	64.1 1200m	0:11.43 1200m	1:27.82 [13] (0:14.95)	1:12.87 [15] (0:11.43)	1:01.44 [15] (0:12.36)	0:49.08 [15] (0:12.41)	0:36.67 [15] (0:12.06)	0:24.61 [15] (0:11.85)	0:36.67	-2
14	1 PUZZLE DESIGNER Boris Thornton	1	67.4 Overall	0:11.21 1200m	1:28.22 [14] (0:13.63)	1:14.59 [4] (0:11.21)	1:03.38 [4] (0:12.23)	0:51.15 [3] (0:12.22)	0:38.93 [3] (0:12.19)	0:26.74 [3] (0:12.43)	0:38.93	-2
15	15 LYNDALL Angela Jones	15	63.3 Overall	0:11.63 1200m	1:28.88 [15] (0:14.35)	1:14.53 [12] (0:11.63)	1:02.90 [13] (0:12.12)	0:50.78 [12] (0:12.56)	0:38.22 [13] (0:12.24)	0:25.98 [14] (0:12.17)	0:38.22	-4

Scratched: Sock'emsid (#5), Tee Amici (#7), Colhoun (#11)

[] Ranking at each section and finish
 -:-:- No data available at this section
 NA No data available

SCN Saddle cloth number
 DNF Did not finish
 DNT Did not track



Sunshine Coast QLD Professional

Race 2: Baker's Delight Kawana & Myde RATINGS BAND 0 - 58 Handicap - 1400m

12 April 2024 - 18:33



Track Rating: Heavy 8, Weather: Fine, Rail Position: True

Section				200m				Last 600m		
Field Times				0:12.63 (0:12.63)				0:36.79		
Rank	TAB	Horse/Jockey	Barrier	Top Speed [km/h]	Fastest Section	Margin			Distance Travelled [m]	
1	2	TEMPER THE STORM Cody Collis	2	66.0 Overall	0:11.18 1200m	0:12.63 [1] (0:12.63)	1:25.76		0:36.79	
2	13	BOLD SPLENDOR Nikita Beriman	13	65.7 Overall	0:11.36 1200m	0:12.15 [5] (0:12.15)	0.8L		0:35.76	+6
3	10	BIRMINGHAM Justin Huxtable	10	65.5 1200m	0:11.39 1200m	0:12.71 [4] (0:12.71)	3.3L		0:36.41	+4
4	8	SARODEC Bailey Wheeler	8	68.8 Overall	0:11.33 1200m	0:13.06 [6] (0:13.06)	6.3L		0:36.99	+0
5	9	ALPHA JANE Cejay Graham	9	67.8 1200m	0:11.11 1200m	0:13.05 [7] (0:13.05)	6.5L		0:37.29	-2
6	14	SKILLED ARTIST Madeleine Wishart	14	64.9 1200m	0:11.45 1200m	0:12.77 [13] (0:12.77)	6.7L		0:36.16	+0
7	12	WASSA James Orman	12	64.6 1200m	0:11.42 1200m	0:13.10 [10] (0:13.10)	7.5L		0:37.14	-2
8	3	WONFORWAZZA Micheal Hellyer	3	68.8 1200m	0:11.04 1200m	0:13.67 [2] (0:13.67)	7.8L		0:38.19	-1
9	4	PRINCE OF SOOVIEV Michael Rodd	4	67.1 1200m	0:11.34 1200m	0:13.74 [3] (0:13.74)	8.3L		0:37.90	-1
10	6	NEGATION Jai Williams	6	64.9 1200m	0:11.41 1200m	0:13.19 [12] (0:13.19)	8.5L		0:36.85	+1

Scratched: Sock'emsid (#5), Tee Amici (#7), Colhoun (#11)

[] Ranking at each section and finish
 -:-:- No data available at this section
 NA No data available

SCN Saddle cloth number
 DNF Did not finish
 DNT Did not track



Sunshine Coast QLD Professional
Race 2: Baker's Delight Kawana & Myde RATINGS BAND 0 - 58 Handicap
- 1400m
12 April 2024 - 18:33



Track Rating: Heavy 8, Weather: Fine, Rail Position: True

Section				200m				Last 600m		
Field Times				0:12.63 (0:12.63)				0:36.79		
Rank	TAB	Horse/Jockey	Barrier	Top Speed [km/h]	Fastest Section	Margin			Distance Travelled [m]	
11	17	STANAGE BAY	17	64.5	0:11.42	0:13.46 [9]	8.7L		0:37.62	+2
		Damien Thornton		1200m	1200m	(0:13.46)				
12	16	QUEEN OF DARK	16	65.7	0:11.40	0:13.65 [11]	10.2L		0:37.88	+0
		Emily Lang		Overall	1200m	(0:13.65)				
13	18	GINASUE	18	64.1	0:11.43	0:12.76 [14]	11L		0:36.67	-2
		Samantha Collett		1200m	1200m	(0:12.76)				
14	1	PUZZLE DESIGNER	1	67.4	0:11.21	0:14.31 [8]	13.3L		0:38.93	-2
		Boris Thornton		Overall	1200m	(0:14.31)				
15	15	LYNDALL	15	63.3	0:11.63	0:13.81 [15]	17.1L		0:38.22	-4
		Angela Jones		Overall	1200m	(0:13.81)				

Scratched: Sock'emsid (#5), Tee Amici (#7), Colhoun (#11)

[] Ranking at each section and finish
 -:-:- No data available at this section
 NA No data available

SCN Saddle cloth number
 DNF Did not finish
 DNT Did not track



Horse/Jockey Name	Temper The Storm
Final Rank	1
Fastest Section Time (Section)	0:11.18 (1200m)
Top Speed [km/h] (Section)	66.0 (Overall)
Race State	Finished

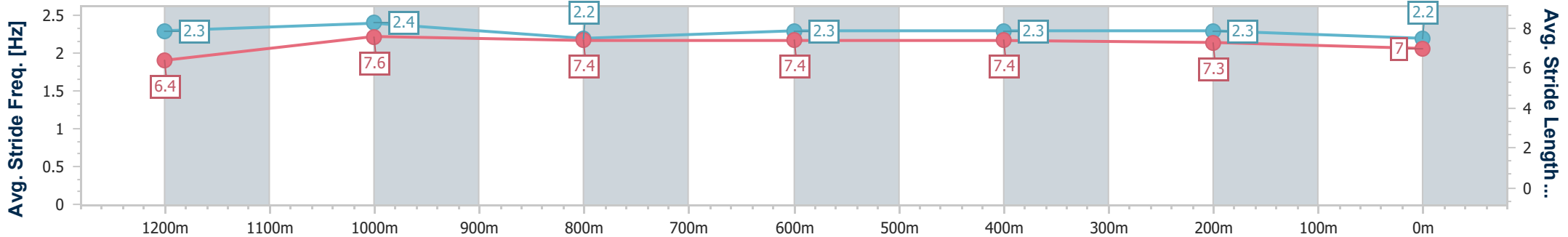
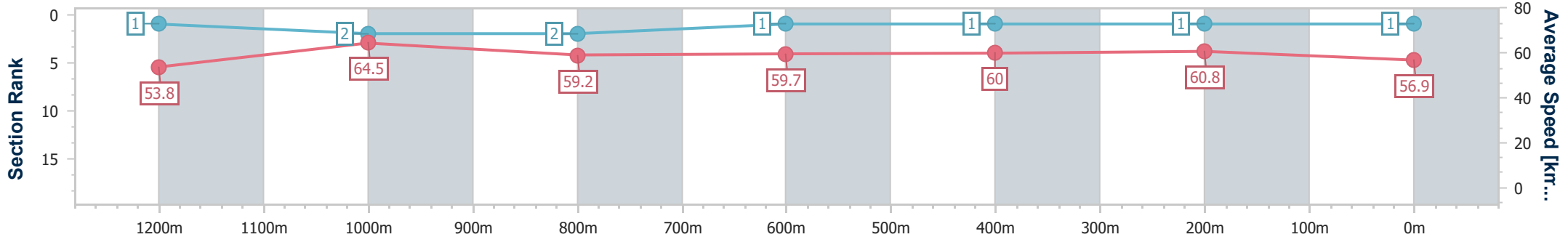


Sunshine Coast QLD Professional
 Race 2: Baker's Delight Kawana & Myde RATINGS BAND 0 - 58
 Handicap - 1400m
 12 April 2024 - 18:33



Track Rating: Heavy 8, Weather: Fine, Rail Position: True

Section	Overall	1200m	1000m	800m	600m	400m	200m
Section Times	1:25.76 [1] (0:13.38)	1:12.38 [1] (0:11.18)	1:01.20 [2] (0:12.15)	0:49.05 [2] (0:12.26)	0:36.79 [1] (0:12.28)	0:24.51 [1] (0:11.88)	0:12.63 [1] (0:12.63)
Average Speed [km/h]	53.8	64.5	59.2	59.7	60.0	60.8	56.9
Top Speed [km/h]	66.0	65.8	61.9	60.7	61.6	61.7	59.8
Avg. Dist. to Rail [m]	12.4	6.4	2.0	2.3	4.1	4.6	3.7
Avg. Stride Freq. [Hz]	2.3	2.4	2.2	2.3	2.3	2.3	2.2
Avg. Stride Length [m]	6.4	7.6	7.4	7.4	7.4	7.3	7.0



- [] Ranking at each section and finish
- .-.- No data available at this section
- NA No data available



Horse/Jockey Name	Bold Splendor
Final Rank	2
Fastest Section Time (Section)	0:11.36 (1200m)
Top Speed [km/h] (Section)	65.7 (Overall)
Race State	Finished

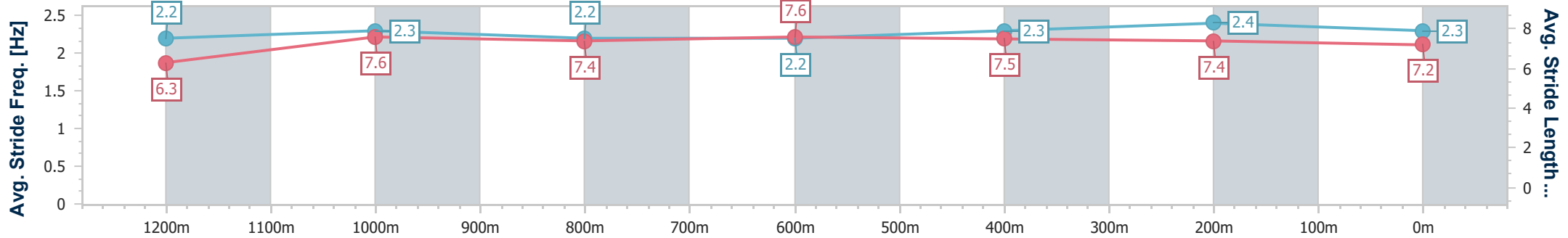
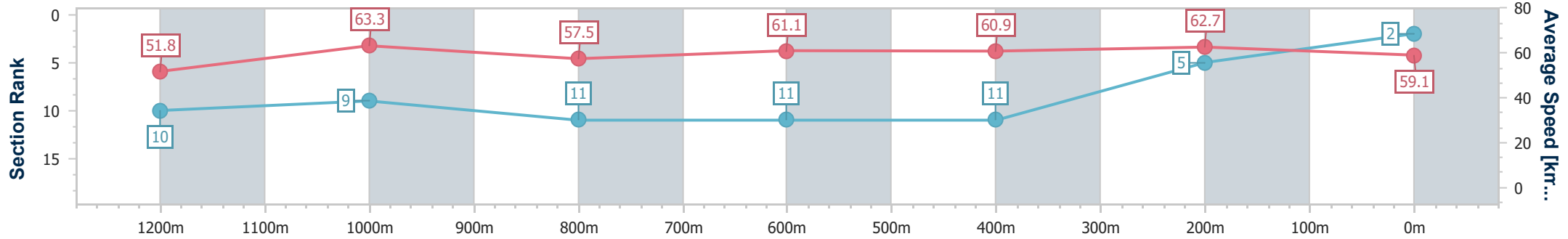


Sunshine Coast QLD Professional
 Race 2: Baker's Delight Kawana & Myde RATINGS BAND 0 - 58
 Handicap - 1400m
 12 April 2024 - 18:33



Track Rating: Heavy 8, Weather: Fine, Rail Position: True

Section	Overall	1200m	1000m	800m	600m	400m	200m
Section Times	1:25.91 [2] (0:13.98)	1:11.93 [10] (0:11.36)	1:00.57 [9] (0:12.63)	0:47.94 [11] (0:12.18)	0:35.76 [11] (0:12.12)	0:23.64 [11] (0:11.49)	0:12.15 [5] (0:12.15)
Average Speed [km/h]	51.8	63.3	57.5	61.1	60.9	62.7	59.1
Top Speed [km/h]	65.7	65.4	59.8	62.6	62.2	63.7	62.1
Avg. Dist. to Rail [m]	14.5	4.4	4.3	4.7	4.2	6.6	5.9
Avg. Stride Freq. [Hz]	2.2	2.3	2.2	2.2	2.3	2.4	2.3
Avg. Stride Length [m]	6.3	7.6	7.4	7.6	7.5	7.4	7.2



- [] Ranking at each section and finish
- .-.- No data available at this section
- NA No data available



Horse/Jockey Name	Birmingham
Final Rank	3
Fastest Section Time (Section)	0:11.39 (1200m)
Top Speed [km/h] (Section)	65.5 (1200m)
Race State	Finished

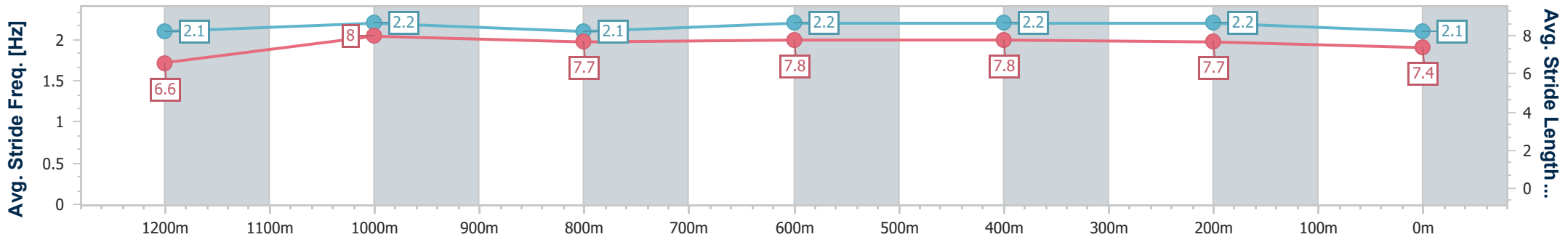
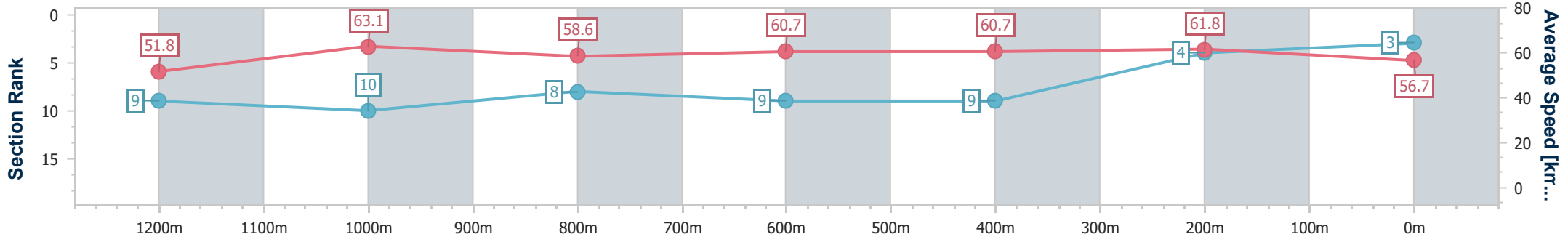


Sunshine Coast QLD Professional
 Race 2: Baker's Delight Kawana & Myde RATINGS BAND 0 - 58
 Handicap - 1400m
 12 April 2024 - 18:33



Track Rating: Heavy 8, Weather: Fine, Rail Position: True

Section	Overall	1200m	1000m	800m	600m	400m	200m
Section Times	1:26.37 [3] (0:13.95)	1:12.42 [9] (0:11.39)	1:01.03 [10] (0:12.42)	0:48.61 [8] (0:12.20)	0:36.41 [9] (0:12.07)	0:24.34 [9] (0:11.63)	0:12.71 [4] (0:12.71)
Average Speed [km/h]	51.8	63.1	58.6	60.7	60.7	61.8	56.7
Top Speed [km/h]	63.4	65.5	60.6	61.5	62.2	63.0	59.5
Avg. Dist. to Rail [m]	12.6	5.6	4.6	4.6	2.9	4.9	3.7
Avg. Stride Freq. [Hz]	2.1	2.2	2.1	2.2	2.2	2.2	2.1
Avg. Stride Length [m]	6.6	8.0	7.7	7.8	7.8	7.7	7.4



- [] Ranking at each section and finish
- .-.- No data available at this section
- NA No data available



Horse/Jockey Name	Sarodec
Final Rank	4
Fastest Section Time (Section)	0:11.33 (1200m)
Top Speed [km/h] (Section)	68.8 (Overall)
Race State	Finished

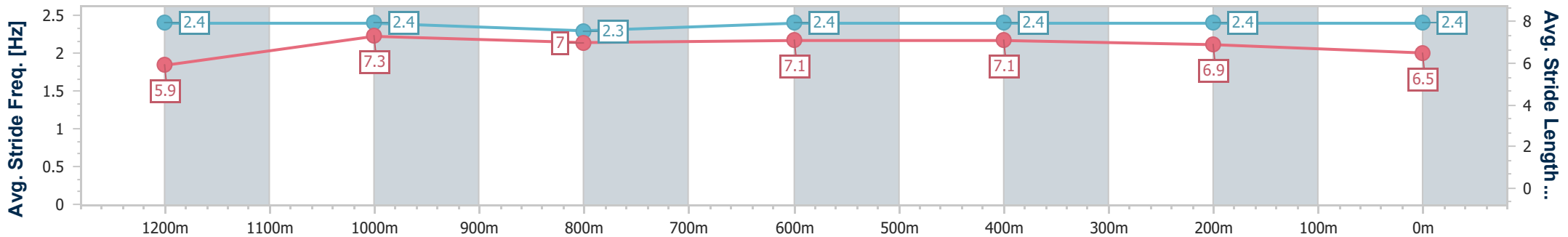
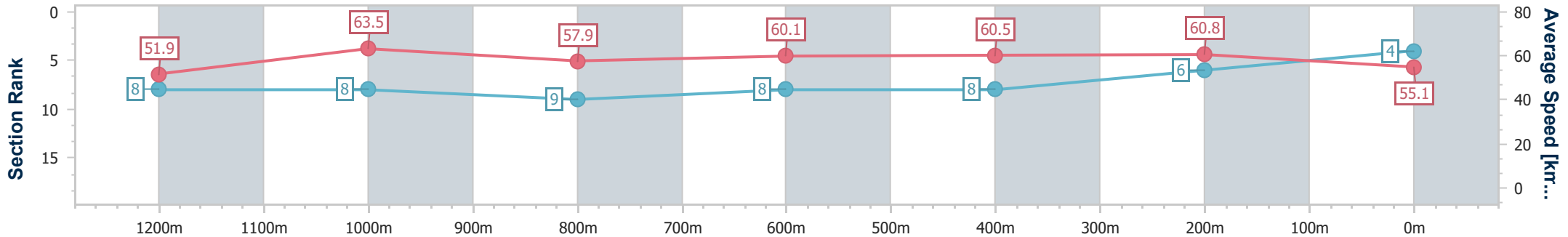


Sunshine Coast QLD Professional
 Race 2: Baker's Delight Kawana & Myde RATINGS BAND 0 - 58
 Handicap - 1400m
 12 April 2024 - 18:33



Track Rating: Heavy 8, Weather: Fine, Rail Position: True

Section	Overall	1200m	1000m	800m	600m	400m	200m
Section Times	1:26.89 [4] (0:13.94)	1:12.95 [8] (0:11.33)	1:01.62 [8] (0:12.49)	0:49.13 [9] (0:12.14)	0:36.99 [8] (0:12.10)	0:24.89 [8] (0:11.83)	0:13.06 [6] (0:13.06)
Average Speed [km/h]	51.9	63.5	57.9	60.1	60.5	60.8	55.1
Top Speed [km/h]	68.8	65.9	60.0	61.7	61.6	62.7	58.6
Avg. Dist. to Rail [m]	12.6	3.3	1.6	2.6	2.9	4.0	2.5
Avg. Stride Freq. [Hz]	2.4	2.4	2.3	2.4	2.4	2.4	2.4
Avg. Stride Length [m]	5.9	7.3	7.0	7.1	7.1	6.9	6.5



- [] Ranking at each section and finish
- .-.- No data available at this section
- NA No data available



Horse/Jockey Name	Alpha Jane
Final Rank	5
Fastest Section Time (Section)	0:11.11 (1200m)
Top Speed [km/h] (Section)	67.8 (1200m)
Race State	Finished

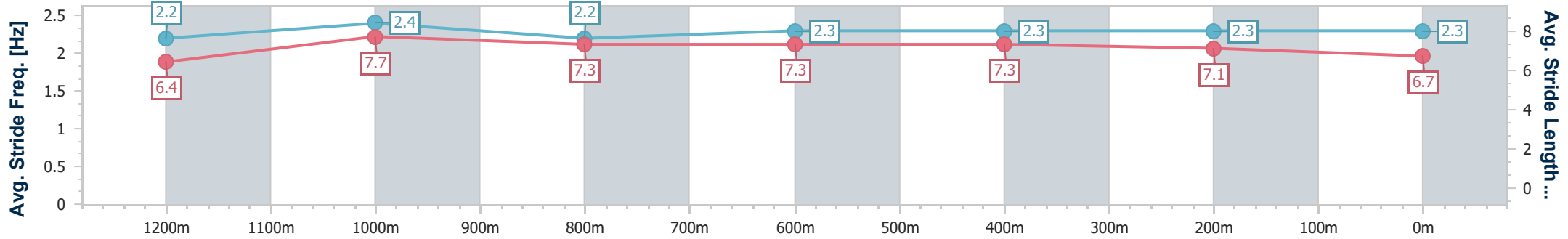
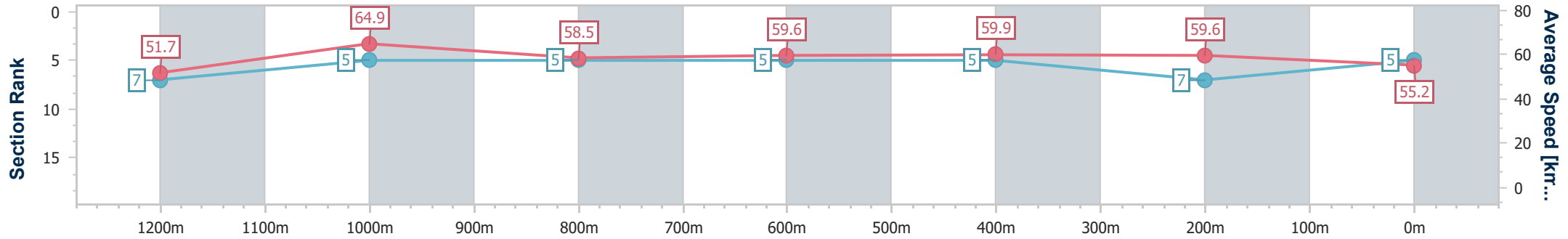


Sunshine Coast QLD Professional
 Race 2: Baker's Delight Kawana & Myde RATINGS BAND 0 - 58
 Handicap - 1400m
 12 April 2024 - 18:33



Track Rating: Heavy 8, Weather: Fine, Rail Position: True

Section	Overall	1200m	1000m	800m	600m	400m	200m
Section Times	1:26.92 [5] (0:13.92)	1:13.00 [7] (0:11.11)	1:01.89 [5] (0:12.39)	0:49.50 [5] (0:12.21)	0:37.29 [5] (0:12.15)	0:25.14 [5] (0:12.09)	0:13.05 [7] (0:13.05)
Average Speed [km/h]	51.7	64.9	58.5	59.6	59.9	59.6	55.2
Top Speed [km/h]	66.1	67.8	60.1	60.8	60.9	61.4	57.7
Avg. Dist. to Rail [m]	3.6	2.4	2.0	2.4	1.6	0.9	0.3
Avg. Stride Freq. [Hz]	2.2	2.4	2.2	2.3	2.3	2.3	2.3
Avg. Stride Length [m]	6.4	7.7	7.3	7.3	7.3	7.1	6.7



- [] Ranking at each section and finish
- .-.- No data available at this section
- NA No data available



Horse/Jockey Name	Skilled Artist
Final Rank	6
Fastest Section Time (Section)	0:11.45 (1200m)
Top Speed [km/h] (Section)	64.9 (1200m)
Race State	Finished

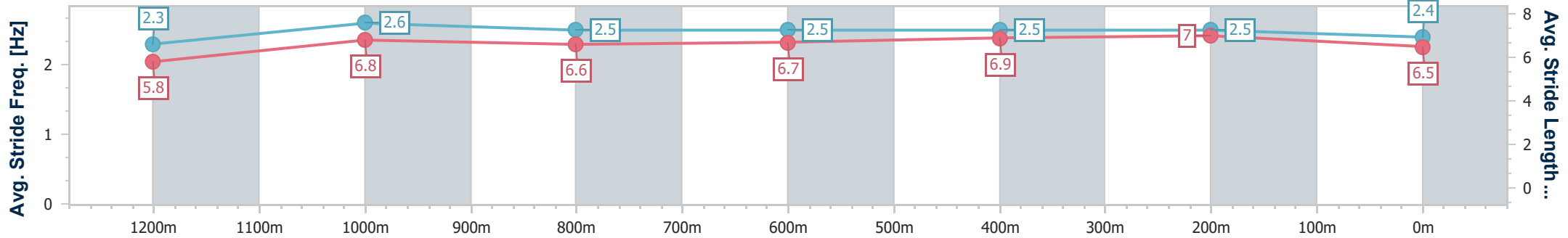
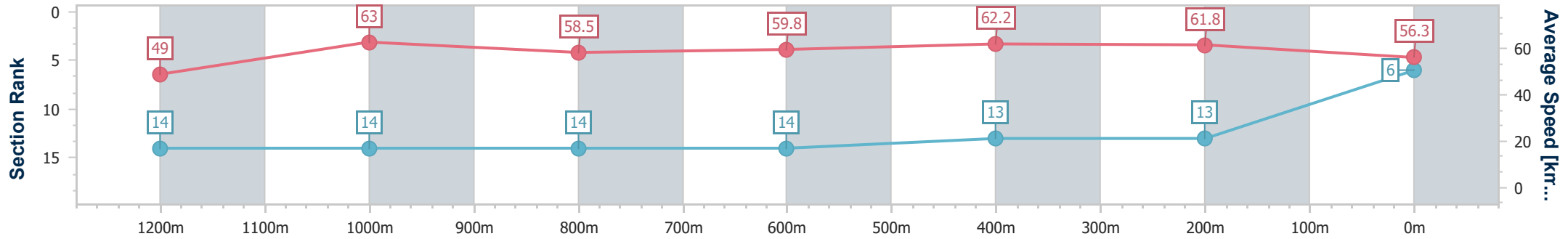


Sunshine Coast QLD Professional
 Race 2: Baker's Delight Kawana & Myde RATINGS BAND 0 - 58
 Handicap - 1400m
 12 April 2024 - 18:33



Track Rating: Heavy 8, Weather: Fine, Rail Position: True

Section	Overall	1200m	1000m	800m	600m	400m	200m
Section Times	1:26.97 [6] (0:14.73)	1:12.24 [14] (0:11.45)	1:00.79 [14] (0:12.36)	0:48.43 [14] (0:12.27)	0:36.16 [14] (0:11.74)	0:24.42 [13] (0:11.65)	0:12.77 [13] (0:12.77)
Average Speed [km/h]	49.0	63.0	58.5	59.8	62.2	61.8	56.3
Top Speed [km/h]	62.6	64.9	61.3	63.0	63.2	63.1	58.2
Avg. Dist. to Rail [m]	9.8	4.0	3.2	2.8	2.5	5.1	5.7
Avg. Stride Freq. [Hz]	2.3	2.6	2.5	2.5	2.5	2.5	2.4
Avg. Stride Length [m]	5.8	6.8	6.6	6.7	6.9	7.0	6.5



- [] Ranking at each section and finish
- .-.- No data available at this section
- NA No data available



Horse/Jockey Name	Wassa
Final Rank	7
Fastest Section Time (Section)	0:11.42 (1200m)
Top Speed [km/h] (Section)	64.6 (1200m)
Race State	Finished

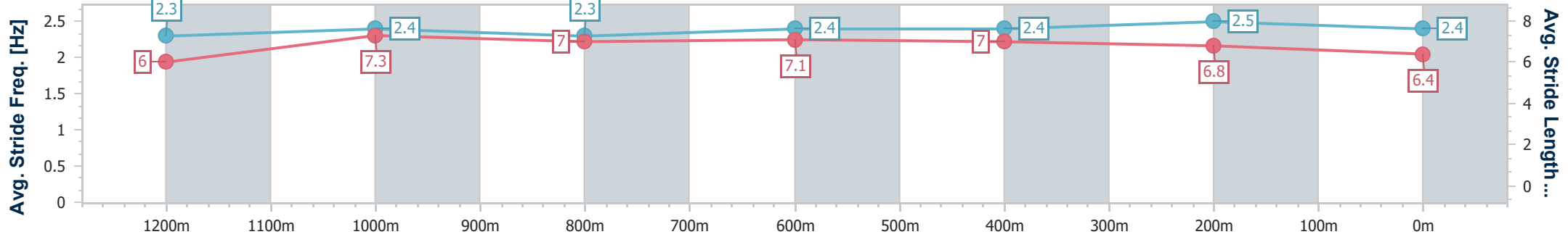
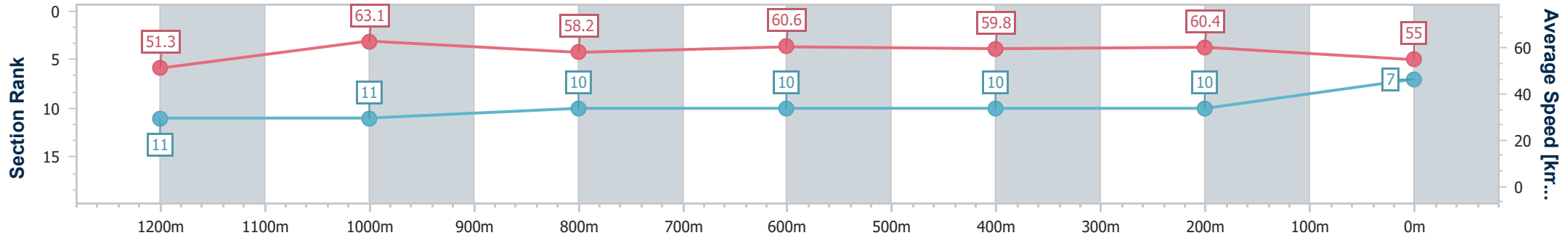


Sunshine Coast QLD Professional
 Race 2: Baker's Delight Kawana & Myde RATINGS BAND 0 - 58
 Handicap - 1400m
 12 April 2024 - 18:33



Track Rating: Heavy 8, Weather: Fine, Rail Position: True

Section	Overall	1200m	1000m	800m	600m	400m	200m
Section Times	1:27.11 [7] (0:14.04)	1:13.07 [11] (0:11.42)	1:01.65 [11] (0:12.46)	0:49.19 [10] (0:12.05)	0:37.14 [10] (0:12.10)	0:25.04 [10] (0:11.94)	0:13.10 [10] (0:13.10)
Average Speed [km/h]	51.3	63.1	58.2	60.6	59.8	60.4	55.0
Top Speed [km/h]	64.6	64.6	60.1	62.8	61.1	62.5	58.4
Avg. Dist. to Rail [m]	7.6	3.1	2.6	2.6	1.1	0.6	0.8
Avg. Stride Freq. [Hz]	2.3	2.4	2.3	2.4	2.4	2.5	2.4
Avg. Stride Length [m]	6.0	7.3	7.0	7.1	7.0	6.8	6.4



- [] Ranking at each section and finish
- .-.- No data available at this section
- NA No data available



Horse/Jockey Name	Wonforwazza
Final Rank	8
Fastest Section Time (Section)	0:11.04 (1200m)
Top Speed [km/h] (Section)	68.8 (1200m)
Race State	Finished

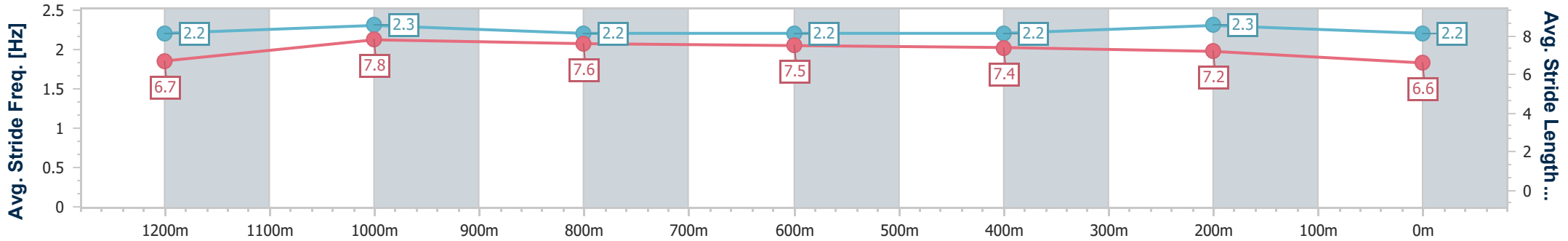
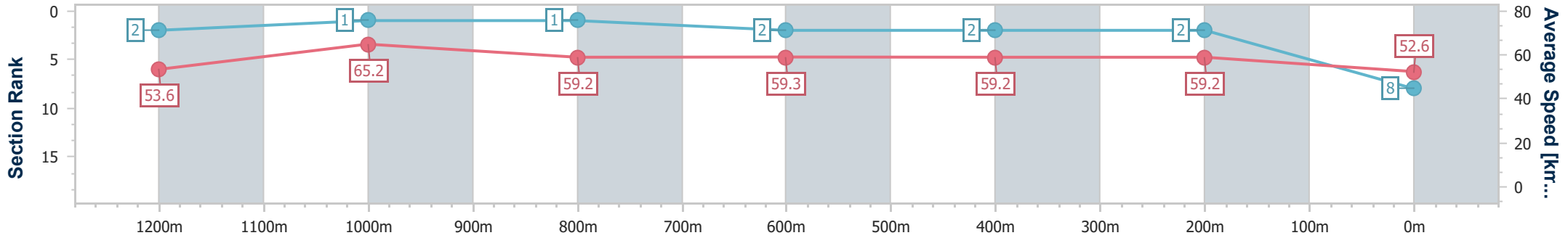


Sunshine Coast QLD Professional
 Race 2: Baker's Delight Kawana & Myde RATINGS BAND 0 - 58
 Handicap - 1400m
 12 April 2024 - 18:33



Track Rating: Heavy 8, Weather: Fine, Rail Position: True

Section	Overall	1200m	1000m	800m	600m	400m	200m
Section Times	1:27.19 [8] (0:13.45)	1:13.74 [2] (0:11.04)	1:02.70 [1] (0:12.19)	0:50.51 [1] (0:12.32)	0:38.19 [2] (0:12.34)	0:25.85 [2] (0:12.18)	0:13.67 [2] (0:13.67)
Average Speed [km/h]	53.6	65.2	59.2	59.3	59.2	59.2	52.6
Top Speed [km/h]	67.2	68.8	61.3	60.4	60.8	60.9	55.5
Avg. Dist. to Rail [m]	9.7	5.6	1.4	2.4	2.6	4.8	4.0
Avg. Stride Freq. [Hz]	2.2	2.3	2.2	2.2	2.2	2.3	2.2
Avg. Stride Length [m]	6.7	7.8	7.6	7.5	7.4	7.2	6.6



- [] Ranking at each section and finish
- .-.- No data available at this section
- NA No data available



Horse/Jockey Name	Prince Of Sooview
Final Rank	9
Fastest Section Time (Section)	0:11.34 (1200m)
Top Speed [km/h] (Section)	67.1 (1200m)
Race State	Finished

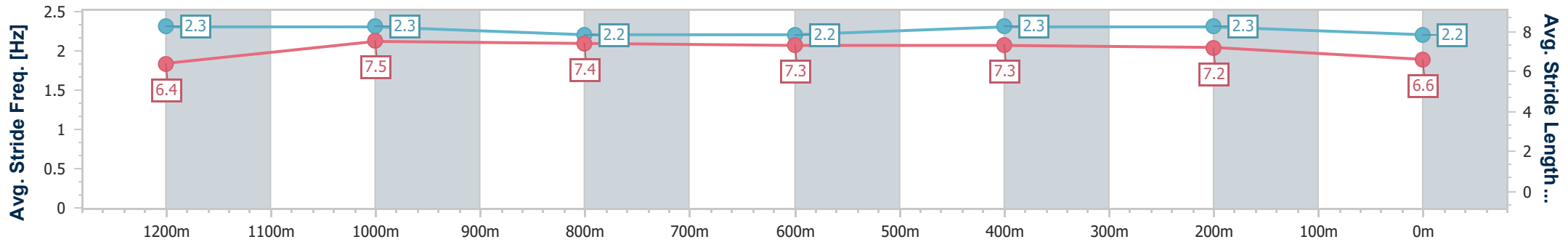
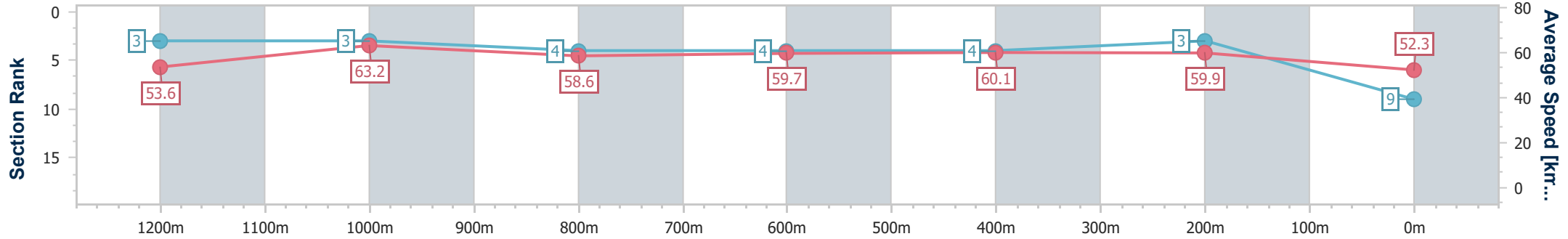


Sunshine Coast QLD Professional
 Race 2: Baker's Delight Kawana & Myde RATINGS BAND 0 - 58
 Handicap - 1400m
 12 April 2024 - 18:33



Track Rating: Heavy 8, Weather: Fine, Rail Position: True

Section	Overall	1200m	1000m	800m	600m	400m	200m
Section Times	1:27.32 [9] (0:13.49)	1:13.83 [3] (0:11.34)	1:02.49 [3] (0:12.34)	0:50.15 [4] (0:12.25)	0:37.90 [4] (0:12.15)	0:25.75 [4] (0:12.01)	0:13.74 [3] (0:13.74)
Average Speed [km/h]	53.6	63.2	58.6	59.7	60.1	59.9	52.3
Top Speed [km/h]	67.0	67.1	60.7	60.9	61.5	62.0	56.9
Avg. Dist. to Rail [m]	9.3	5.5	3.0	2.6	2.1	3.9	3.5
Avg. Stride Freq. [Hz]	2.3	2.3	2.2	2.2	2.3	2.3	2.2
Avg. Stride Length [m]	6.4	7.5	7.4	7.3	7.3	7.2	6.6



- [] Ranking at each section and finish
- .-.- No data available at this section
- NA No data available



Horse/Jockey Name	Negation
Final Rank	10
Fastest Section Time (Section)	0:11.41 (1200m)
Top Speed [km/h] (Section)	64.9 (1200m)
Race State	Finished

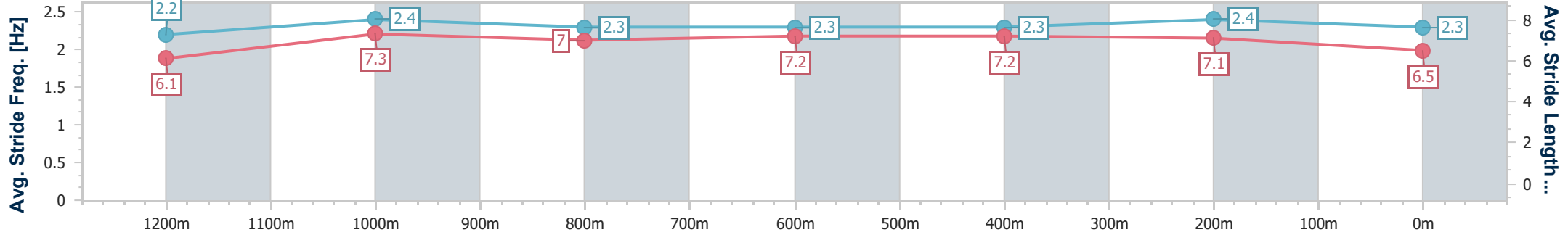
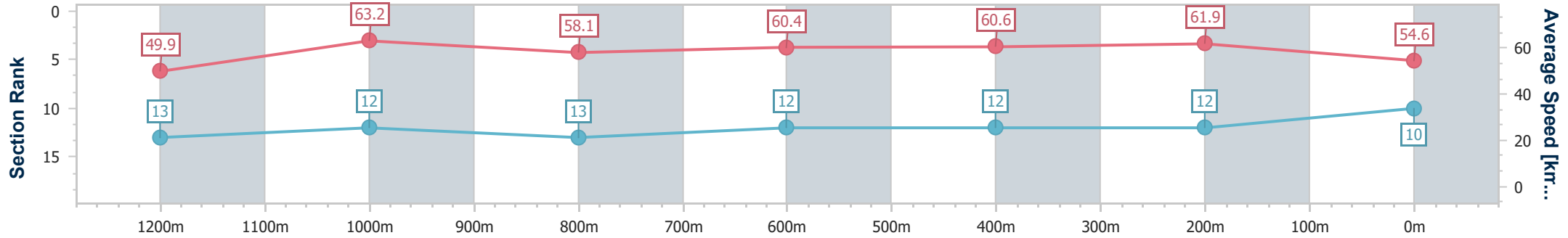


Sunshine Coast QLD Professional
 Race 2: Baker's Delight Kawana & Myde RATINGS BAND 0 - 58
 Handicap - 1400m
 12 April 2024 - 18:33



Track Rating: Heavy 8, Weather: Fine, Rail Position: True

Section	Overall	1200m	1000m	800m	600m	400m	200m
Section Times	1:27.37 [10] (0:14.44)	1:12.93 [13] (0:11.41)	1:01.52 [12] (0:12.52)	0:49.00 [13] (0:12.15)	0:36.85 [12] (0:12.02)	0:24.83 [12] (0:11.64)	0:13.19 [12] (0:13.19)
Average Speed [km/h]	49.9	63.2	58.1	60.4	60.6	61.9	54.6
Top Speed [km/h]	63.7	64.9	61.8	63.2	62.1	63.8	56.7
Avg. Dist. to Rail [m]	12.7	3.1	2.9	3.7	2.0	1.8	3.1
Avg. Stride Freq. [Hz]	2.2	2.4	2.3	2.3	2.3	2.4	2.3
Avg. Stride Length [m]	6.1	7.3	7.0	7.2	7.2	7.1	6.5



- [] Ranking at each section and finish
- .-.- No data available at this section
- NA No data available



Horse/Jockey Name	Stange Bay
Final Rank	11
Fastest Section Time (Section)	0:11.42 (1200m)
Top Speed [km/h] (Section)	64.5 (1200m)
Race State	Finished

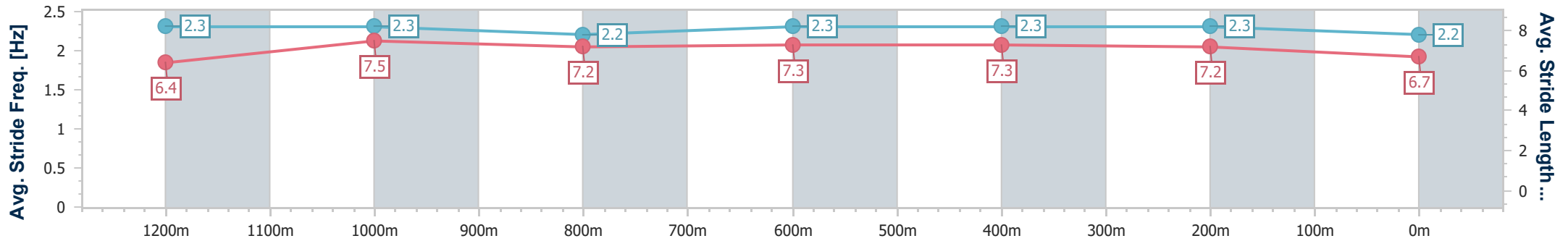
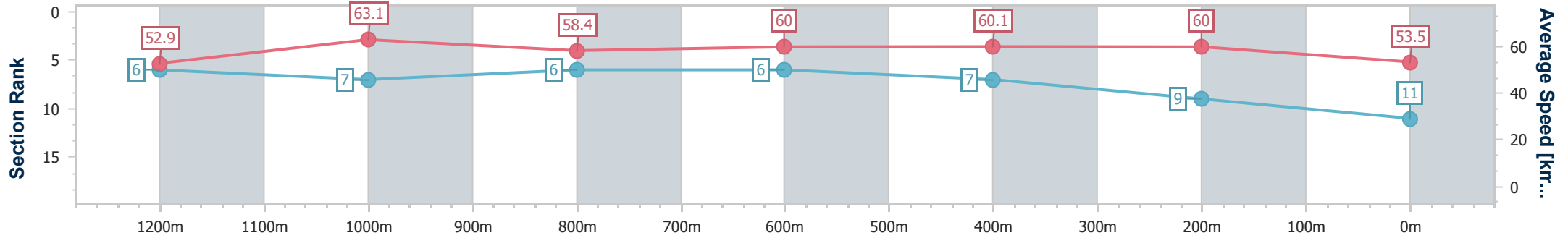


Sunshine Coast QLD Professional
 Race 2: Baker's Delight Kawana & Myde RATINGS BAND 0 - 58
 Handicap - 1400m
 12 April 2024 - 18:33



Track Rating: Heavy 8, Weather: Fine, Rail Position: True

Section	Overall	1200m	1000m	800m	600m	400m	200m
Section Times	1:27.40 [11] (0:13.66)	1:13.74 [6] (0:11.42)	1:02.32 [7] (0:12.40)	0:49.92 [6] (0:12.30)	0:37.62 [6] (0:12.18)	0:25.44 [7] (0:11.98)	0:13.46 [9] (0:13.46)
Average Speed [km/h]	52.9	63.1	58.4	60.0	60.1	60.0	53.5
Top Speed [km/h]	63.2	64.5	61.1	61.2	62.3	61.8	56.7
Avg. Dist. to Rail [m]	10.6	5.1	3.6	3.8	2.8	4.5	4.7
Avg. Stride Freq. [Hz]	2.3	2.3	2.2	2.3	2.3	2.3	2.2
Avg. Stride Length [m]	6.4	7.5	7.2	7.3	7.3	7.2	6.7



- [] Ranking at each section and finish
- .-.- No data available at this section
- NA No data available



Horse/Jockey Name	Queen Of Dark
Final Rank	12
Fastest Section Time (Section)	0:11.40 (1200m)
Top Speed [km/h] (Section)	65.7 (Overall)
Race State	Finished

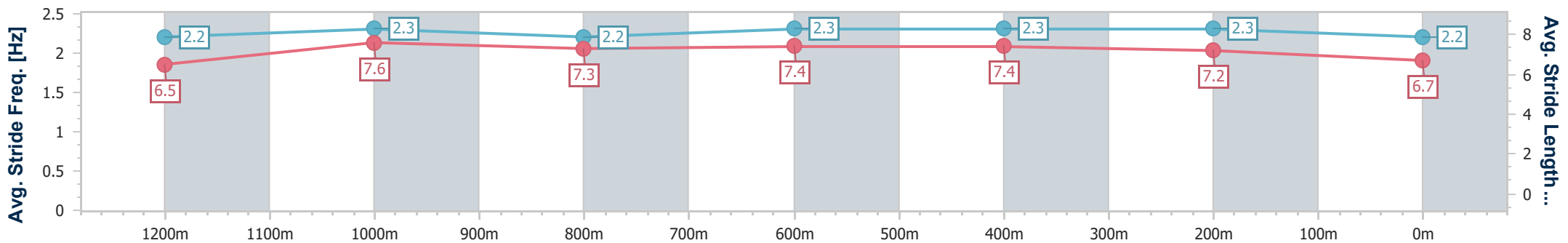
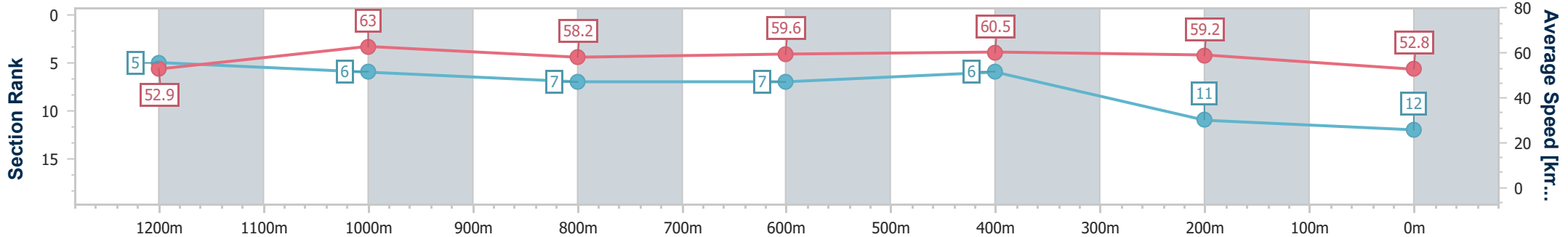


Sunshine Coast QLD Professional
 Race 2: Baker's Delight Kawana & Myde RATINGS BAND 0 - 58
 Handicap - 1400m
 12 April 2024 - 18:33



Track Rating: Heavy 8, Weather: Fine, Rail Position: True

Section	Overall	1200m	1000m	800m	600m	400m	200m
Section Times	1:27.67 [12] (0:13.65)	1:14.02 [5] (0:11.40)	1:02.62 [6] (0:12.49)	0:50.13 [7] (0:12.25)	0:37.88 [7] (0:12.07)	0:25.81 [6] (0:12.16)	0:13.65 [11] (0:13.65)
Average Speed [km/h]	52.9	63.0	58.2	59.6	60.5	59.2	52.8
Top Speed [km/h]	65.7	65.7	60.8	61.7	61.4	61.4	55.8
Avg. Dist. to Rail [m]	8.3	4.0	2.3	2.8	2.5	4.6	5.7
Avg. Stride Freq. [Hz]	2.2	2.3	2.2	2.3	2.3	2.3	2.2
Avg. Stride Length [m]	6.5	7.6	7.3	7.4	7.4	7.2	6.7



- [] Ranking at each section and finish
- .-.- No data available at this section
- NA No data available



Horse/Jockey Name	Ginasue
Final Rank	13
Fastest Section Time (Section)	0:11.43 (1200m)
Top Speed [km/h] (Section)	64.1 (1200m)
Race State	Finished

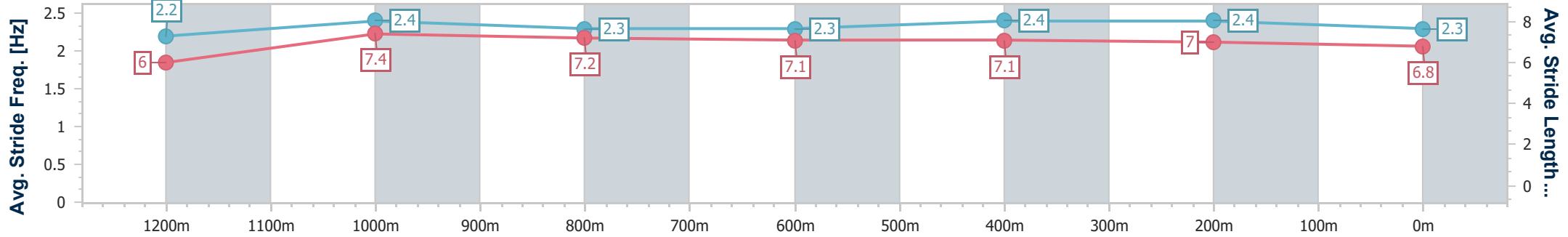
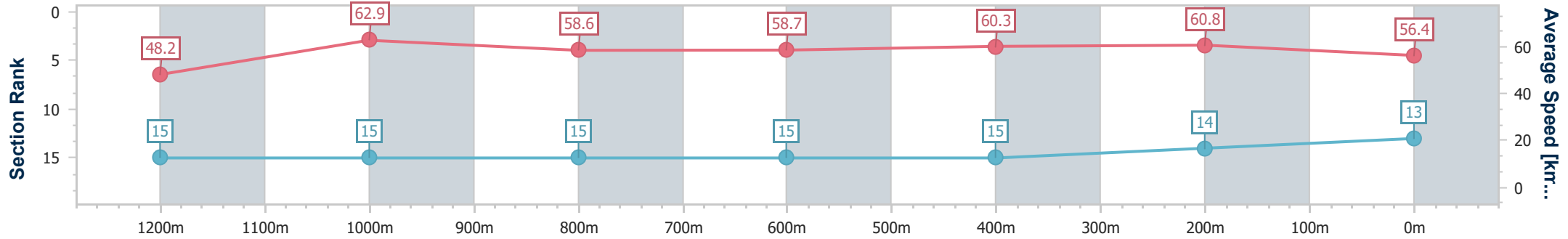


Sunshine Coast QLD Professional
 Race 2: Baker's Delight Kawana & Myde RATINGS BAND 0 - 58
 Handicap - 1400m
 12 April 2024 - 18:33



Track Rating: Heavy 8, Weather: Fine, Rail Position: True

Section	Overall	1200m	1000m	800m	600m	400m	200m
Section Times	1:27.82 [13] (0:14.95)	1:12.87 [15] (0:11.43)	1:01.44 [15] (0:12.36)	0:49.08 [15] (0:12.41)	0:36.67 [15] (0:12.06)	0:24.61 [15] (0:11.85)	0:12.76 [14] (0:12.76)
Average Speed [km/h]	48.2	62.9	58.6	58.7	60.3	60.8	56.4
Top Speed [km/h]	63.0	64.1	61.9	60.6	61.1	62.1	60.3
Avg. Dist. to Rail [m]	8.0	1.3	2.1	1.9	1.6	6.0	6.8
Avg. Stride Freq. [Hz]	2.2	2.4	2.3	2.3	2.4	2.4	2.3
Avg. Stride Length [m]	6.0	7.4	7.2	7.1	7.1	7.0	6.8



- [] Ranking at each section and finish
- .-.- No data available at this section
- NA No data available



Horse/Jockey Name	Puzzle Designer
Final Rank	14
Fastest Section Time (Section)	0:11.21 (1200m)
Top Speed [km/h] (Section)	67.4 (Overall)
Race State	Finished

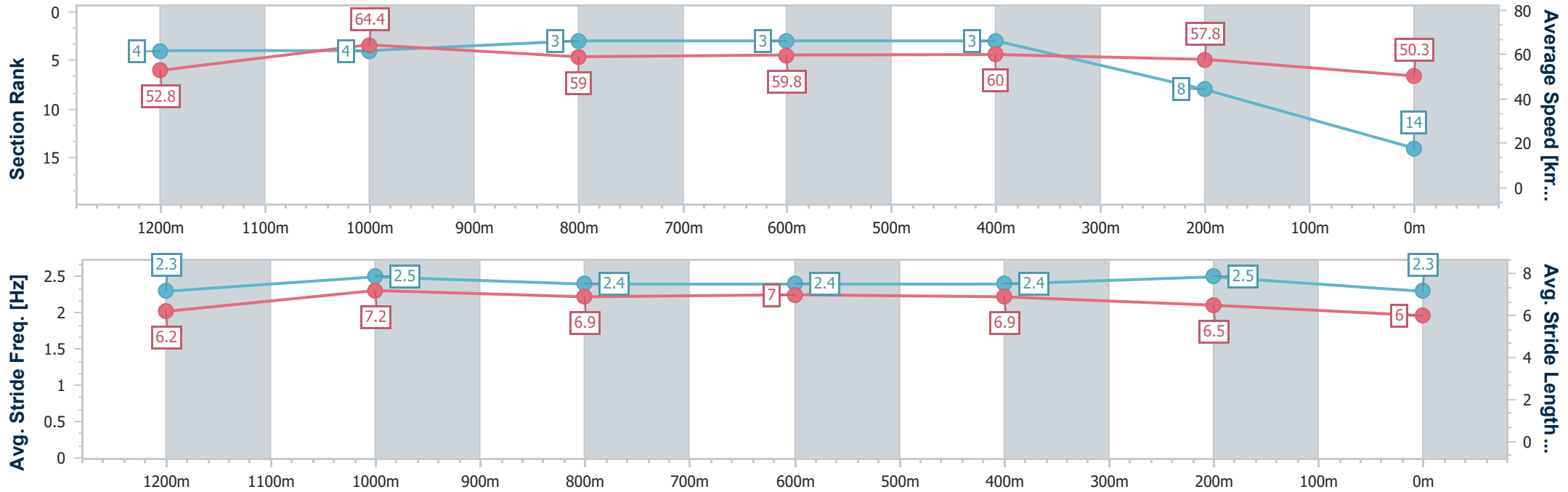


Sunshine Coast QLD Professional
 Race 2: Baker's Delight Kawana & Myde RATINGS BAND 0 - 58
 Handicap - 1400m
 12 April 2024 - 18:33



Track Rating: Heavy 8, Weather: Fine, Rail Position: True

Section	Overall	1200m	1000m	800m	600m	400m	200m
Section Times	1:28.22 [14] (0:13.63)	1:14.59 [4] (0:11.21)	1:03.38 [4] (0:12.23)	0:51.15 [3] (0:12.22)	0:38.93 [3] (0:12.19)	0:26.74 [3] (0:12.43)	0:14.31 [8] (0:14.31)
Average Speed [km/h]	52.8	64.4	59.0	59.8	60.0	57.8	50.3
Top Speed [km/h]	67.4	67.3	60.8	61.2	61.1	60.1	54.6
Avg. Dist. to Rail [m]	4.9	0.7	1.3	2.2	2.3	3.8	3.3
Avg. Stride Freq. [Hz]	2.3	2.5	2.4	2.4	2.4	2.5	2.3
Avg. Stride Length [m]	6.2	7.2	6.9	7.0	6.9	6.5	6.0



- [] Ranking at each section and finish
- .-.- No data available at this section
- NA No data available



Horse/Jockey Name	Lyndall
Final Rank	15
Fastest Section Time (Section)	0:11.63 (1200m)
Top Speed [km/h] (Section)	63.3 (Overall)
Race State	Finished

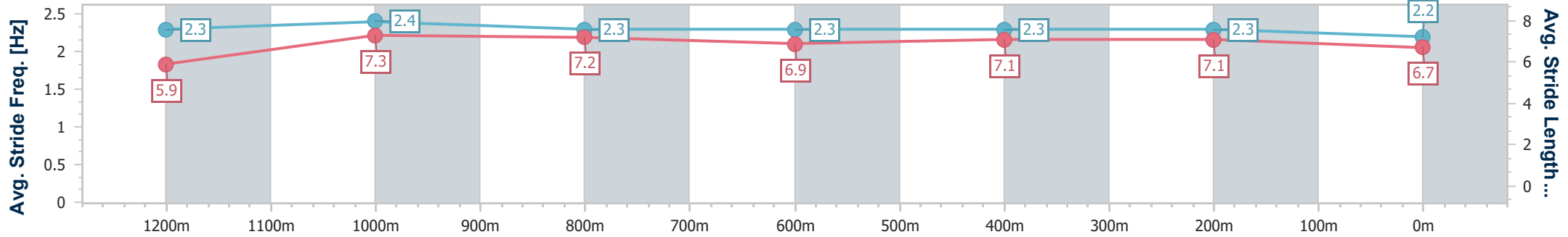
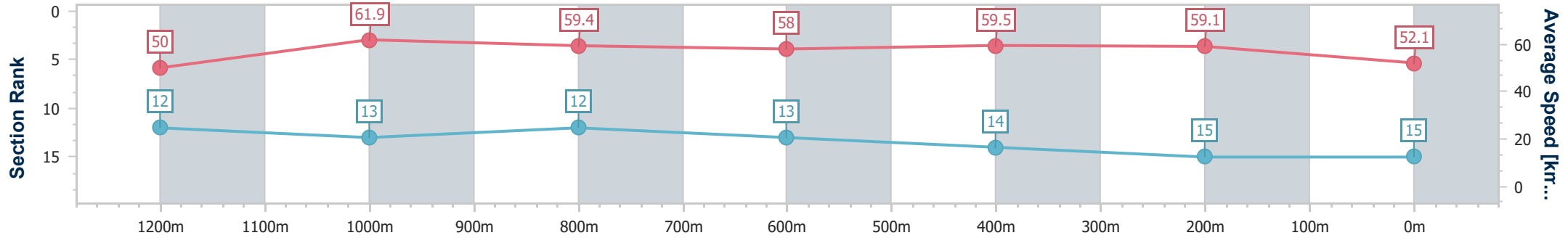


Sunshine Coast QLD Professional
 Race 2: Baker's Delight Kawana & Myde RATINGS BAND 0 - 58
 Handicap - 1400m
 12 April 2024 - 18:33



Track Rating: Heavy 8, Weather: Fine, Rail Position: True

Section	Overall	1200m	1000m	800m	600m	400m	200m
Section Times	1:28.88 [15] (0:14.35)	1:14.53 [12] (0:11.63)	1:02.90 [13] (0:12.12)	0:50.78 [12] (0:12.56)	0:38.22 [13] (0:12.24)	0:25.98 [14] (0:12.17)	0:13.81 [15] (0:13.81)
Average Speed [km/h]	50.0	61.9	59.4	58.0	59.5	59.1	52.1
Top Speed [km/h]	63.3	62.8	61.0	59.4	60.3	60.4	58.0
Avg. Dist. to Rail [m]	6.1	0.9	1.1	2.1	2.0	3.7	2.8
Avg. Stride Freq. [Hz]	2.3	2.4	2.3	2.3	2.3	2.3	2.2
Avg. Stride Length [m]	5.9	7.3	7.2	6.9	7.1	7.1	6.7



- [] Ranking at each section and finish
- .-.- No data available at this section
- NA No data available



Sunshine Coast QLD Professional

Race 3: 91.9 SEA FM's Big Breakfast Class 3 Plate - 1200m

12 April 2024 - 19:00



Track Rating: Heavy 8, Weather: Fine, Rail Position: True

Section		Overall										Last 600m	
Field Times		1:12.59										0:36.21	
		(0:13.39)										(0:11.21)	
		(0:11.78)										(0:11.98)	
		(0:11.76)										(0:12.47)	
		(0:12.47)											
Rank	TAB	Horse/Jockey	Barrier	Top Speed [km/h]	Fastest Section	Overall	1000m	800m	600m	400m	200m	Margin	Distance Travelled [m]
1	7	HANG FIVE	7	66.5	0:11.39	1:12.59 [1]	0:58.99 [2]	0:47.60 [4]	0:35.70 [4]	0:24.00 [3]	0:12.47 [1]	1:12.59	0:35.70
		Justin Huxtable		Overall	1000m	(0:13.60)	(0:11.39)	(0:11.90)	(0:11.70)	(0:11.53)	(0:12.47)		
2	8	MAXIE TAP	8	65.1	0:11.29	1:12.74 [2]	0:58.57 [8]	0:47.28 [8]	0:35.41 [9]	0:23.82 [8]	0:12.31 [6]	0.8L	0:35.41
		Trudy Thornton		Overall	1000m	(0:14.17)	(0:11.29)	(0:11.87)	(0:11.59)	(0:11.51)	(0:12.31)		-1
3	13	TRES REDOUTE	13	66.7	0:11.15	1:12.80 [3]	0:59.18 [3]	0:48.03 [2]	0:36.09 [2]	0:24.33 [2]	0:12.65 [2]	1L	0:36.09
		Kirk Matheson		1000m	1000m	(0:13.62)	(0:11.15)	(0:11.94)	(0:11.76)	(0:11.68)	(0:12.65)		-3
4	4	RUSTIC BOOM	4	67.1	0:11.13	1:12.82 [4]	0:58.81 [6]	0:47.68 [6]	0:35.82 [6]	0:24.17 [6]	0:12.66 [3]	1.1L	0:35.82
		Cody Collis		Overall	1000m	(0:14.01)	(0:11.13)	(0:11.86)	(0:11.65)	(0:11.51)	(0:12.66)		-5
5	11	TORONADO ROUGE	11	65.5	0:11.28	1:13.02 [5]	0:59.40 [3]	0:48.12 [3]	0:36.17 [3]	0:24.43 [5]	0:12.55 [7]	2.1L	0:36.17
		Nikita Beriman		1000m	1000m	(0:13.62)	(0:11.28)	(0:11.95)	(0:11.74)	(0:11.88)	(0:12.55)		-1
6	12	QUARANTINE DREAMS	12	65.1	0:11.39	1:13.07 [6]	0:58.62 [10]	0:47.19 [10]	0:35.35 [10]	0:23.84 [11]	0:12.45 [10]	2.3L	0:35.35
		Andrew Mallyon		400m	400m	(0:14.45)	(0:11.43)	(0:11.84)	(0:11.51)	(0:11.39)	(0:12.45)		-5
7	6	THUNDER MANIA	6	65.8	0:11.15	1:13.10 [7]	0:58.79 [9]	0:47.64 [7]	0:36.02 [7]	0:24.32 [7]	0:12.63 [8]	2.4L	0:36.02
		Samantha Collett		Overall	1000m	(0:14.31)	(0:11.15)	(0:11.62)	(0:11.70)	(0:11.69)	(0:12.63)		-7
8	10	PRETTY LITTLE LASS	10	66.2	0:11.19	1:13.20 [8]	0:58.30 [11]	0:47.11 [11]	0:35.48 [11]	0:24.03 [10]	0:12.65 [9]	2.9L	0:35.48
		Vlad Duric		1000m	1000m	(0:14.90)	(0:11.19)	(0:11.63)	(0:11.45)	(0:11.38)	(0:12.65)		-3
9	1	BILLY'S BRO	1	66.6	0:11.25	1:13.23 [9]	0:59.39 [5]	0:48.14 [5]	0:36.30 [5]	0:24.64 [4]	0:12.84 [5]	3L	0:36.30
		Angela Jones		Overall	1000m	(0:13.84)	(0:11.25)	(0:11.84)	(0:11.66)	(0:11.80)	(0:12.84)		-6
10	3	JUNGLE FEVER	3	66.7	0:11.21	1:13.65 [10]	1:00.26 [1]	0:49.05 [1]	0:37.27 [1]	0:25.29 [1]	0:13.31 [4]	5.3L	0:37.27
		Micheal Hellyer		1000m	1000m	(0:13.39)	(0:11.21)	(0:11.78)	(0:11.98)	(0:11.98)	(0:13.31)		-5

Scratched: Great Aspirations (#2), Thankful Heart (#5)

[] Ranking at each section and finish
 :---: No data available at this section
 NA No data available

SCN Saddle cloth number
 DNF Did not finish
 DNT Did not track



Sunshine Coast QLD Professional
Race 3: 91.9 SEA FM's Big Breakfast Class 3 Plate - 1200m
12 April 2024 - 19:00



Track Rating: Heavy 8, Weather: Fine, Rail Position: True

Section		Overall	1000m	800m	600m	400m	200m	Last 600m					
Field Times		1:12.59 (0:13.39)	0:59.20 (0:11.21)	0:47.99 (0:11.78)	0:36.21 (0:11.98)	0:24.23 (0:11.76)	0:12.47 (0:12.47)	0:36.21					
Rank	TAB Horse/Jockey	Barrier	Top Speed [km/h]	Fastest Section									
11	9 LUCKY BEAN Jim Byrne	9	66.5	0:11.37	1:14.29 [11]	1:00.16 [7]	0:48.79 [9]	0:37.10 [8]	0:25.29 [9]	0:13.28 [11]	9.1L	0:37.10	-4
			Overall	1000m	(0:14.13)	(0:11.37)	(0:11.69)	(0:11.81)	(0:12.01)	(0:13.28)			

Scratched: Great Aspirations (#2), Thankful Heart (#5)

[] Ranking at each section and finish
 -:-:- No data available at this section
 NA No data available

SCN Saddle cloth number
 DNF Did not finish
 DNT Did not track



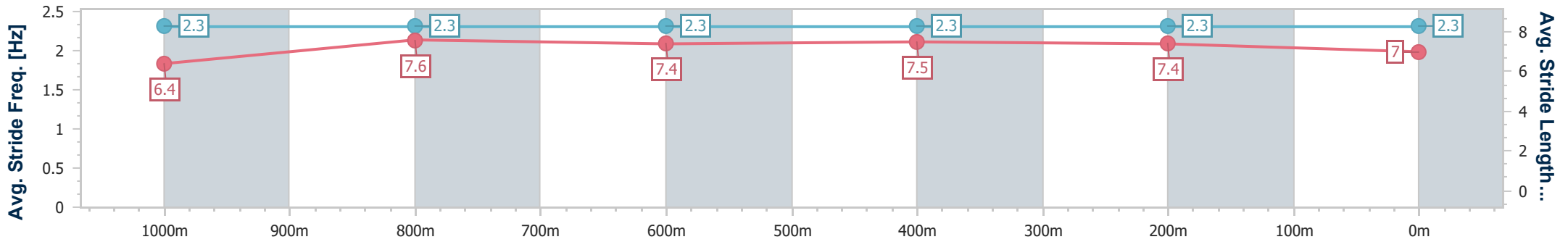
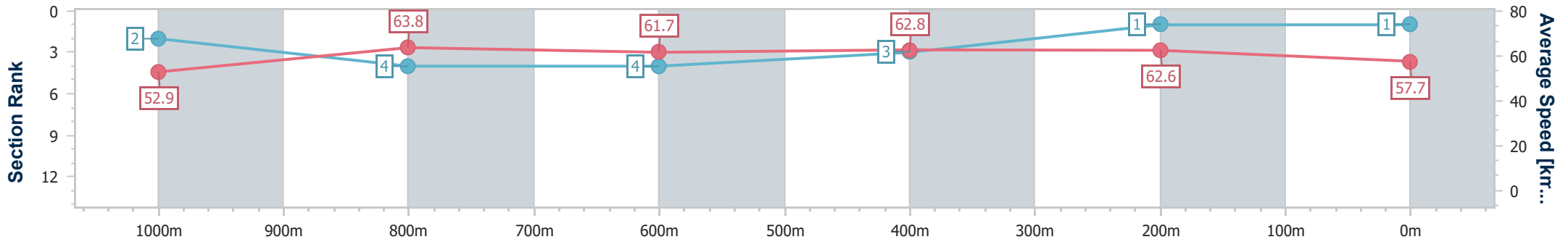
Horse/Jockey Name	Hang Five
Final Rank	1
Fastest Section Time (Section)	0:11.39 (1000m)
Top Speed [km/h] (Section)	66.5 (Overall)
Race State	Finished



Sunshine Coast QLD Professional
 Race 3: 91.9 SEA FM's Big Breakfast Class 3 Plate - 1200m
 12 April 2024 - 19:00
 Track Rating: Heavy 8, Weather: Fine, Rail Position: True



Section	Overall	1000m	800m	600m	400m	200m
Section Times	1:12.59 [1] (0:13.60)	0:58.99 [2] (0:11.39)	0:47.60 [4] (0:11.90)	0:35.70 [4] (0:11.70)	0:24.00 [3] (0:11.53)	0:12.47 [1] (0:12.47)
Average Speed [km/h]	52.9	63.8	61.7	62.8	62.6	57.7
Top Speed [km/h]	66.5	66.5	63.0	63.5	63.5	61.3
Avg. Dist. to Rail [m]	6.7	3.1	3.1	3.4	5.9	3.2
Avg. Stride Freq. [Hz]	2.3	2.3	2.3	2.3	2.3	2.3
Avg. Stride Length [m]	6.4	7.6	7.4	7.5	7.4	7.0



- [] Ranking at each section and finish
- .-.- No data available at this section
- NA No data available



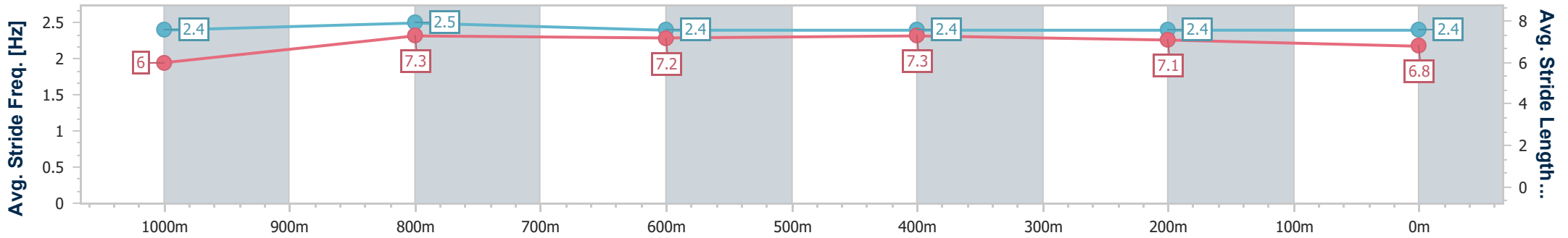
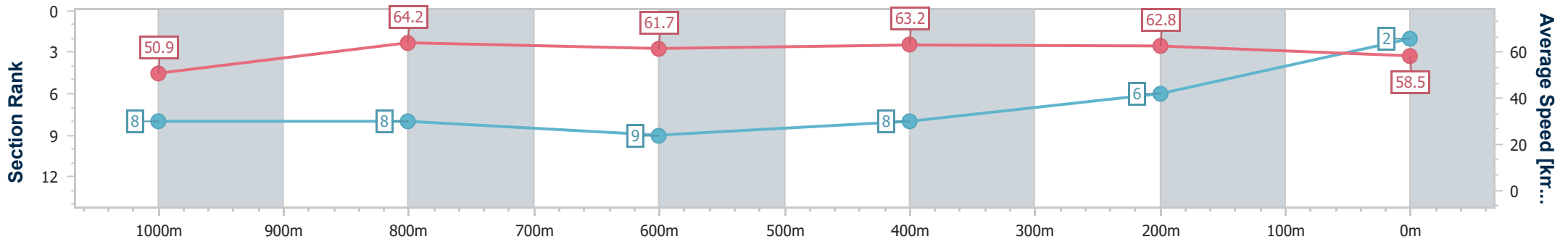
Horse/Jockey Name	Maxie Tap
Final Rank	2
Fastest Section Time (Section)	0:11.29 (1000m)
Top Speed [km/h] (Section)	65.1 (Overall)
Race State	Finished



Sunshine Coast QLD Professional
 Race 3: 91.9 SEA FM's Big Breakfast Class 3 Plate - 1200m
 12 April 2024 - 19:00
 Track Rating: Heavy 8, Weather: Fine, Rail Position: True



Section	Overall	1000m	800m	600m	400m	200m
Section Times	1:12.74 [2] (0:14.17)	0:58.57 [8] (0:11.29)	0:47.28 [8] (0:11.87)	0:35.41 [9] (0:11.59)	0:23.82 [8] (0:11.51)	0:12.31 [6] (0:12.31)
Average Speed [km/h]	50.9	64.2	61.7	63.2	62.8	58.5
Top Speed [km/h]	65.1	65.0	63.1	64.5	63.5	61.8
Avg. Dist. to Rail [m]	8.5	3.2	3.2	2.7	7.7	8.5
Avg. Stride Freq. [Hz]	2.4	2.5	2.4	2.4	2.4	2.4
Avg. Stride Length [m]	6.0	7.3	7.2	7.3	7.1	6.8



- [] Ranking at each section and finish
- .-.- No data available at this section
- NA No data available



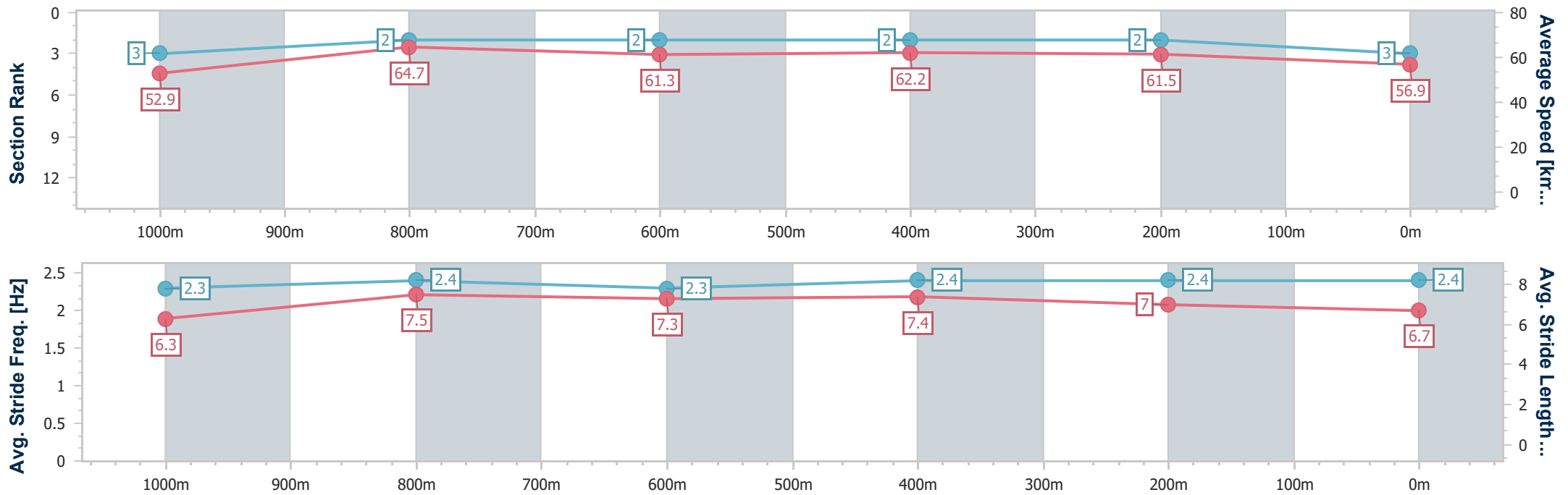
Horse/Jockey Name	Tres Redoute
Final Rank	3
Fastest Section Time (Section)	0:11.15 (1000m)
Top Speed [km/h] (Section)	66.7 (1000m)
Race State	Finished



Sunshine Coast QLD Professional
 Race 3: 91.9 SEA FM's Big Breakfast Class 3 Plate - 1200m
 12 April 2024 - 19:00
 Track Rating: Heavy 8, Weather: Fine, Rail Position: True



Section	Overall	1000m	800m	600m	400m	200m
Section Times	1:12.80 [3] (0:13.62)	0:59.18 [3] (0:11.15)	0:48.03 [2] (0:11.94)	0:36.09 [2] (0:11.76)	0:24.33 [2] (0:11.68)	0:12.65 [2] (0:12.65)
Average Speed [km/h]	52.9	64.7	61.3	62.2	61.5	56.9
Top Speed [km/h]	66.5	66.7	63.5	63.1	62.9	60.9
Avg. Dist. to Rail [m]	4.9	1.3	2.7	2.5	6.7	4.8
Avg. Stride Freq. [Hz]	2.3	2.4	2.3	2.4	2.4	2.4
Avg. Stride Length [m]	6.3	7.5	7.3	7.4	7.0	6.7



- [] Ranking at each section and finish
- .-.- No data available at this section
- NA No data available



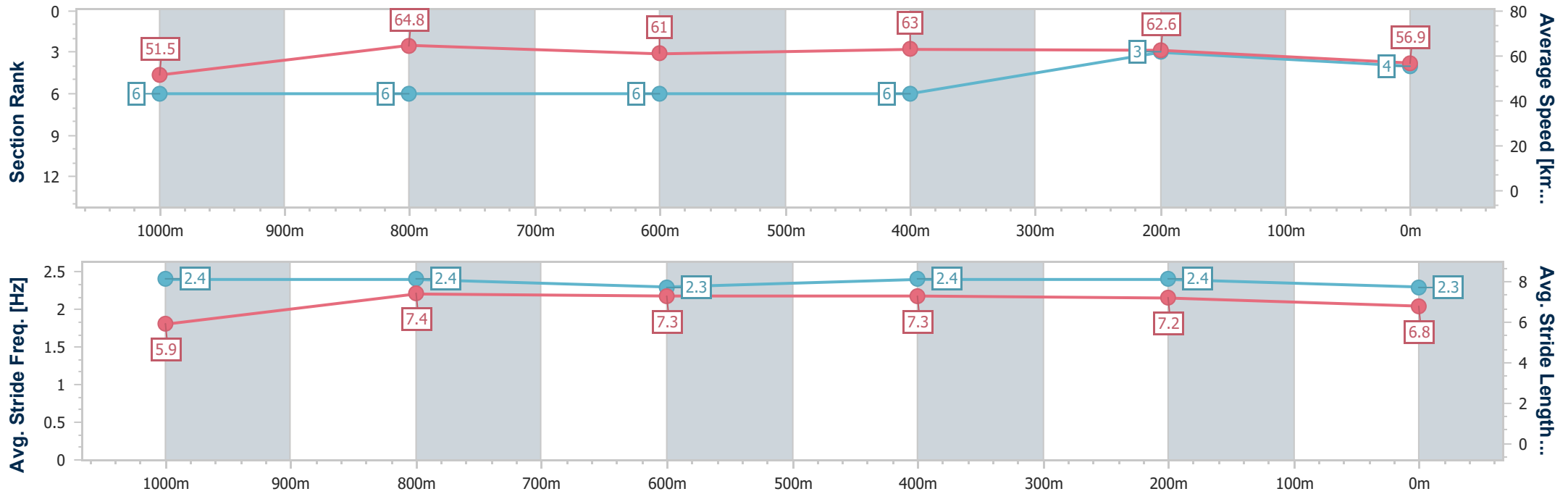
Horse/Jockey Name	Rustic Boom
Final Rank	4
Fastest Section Time (Section)	0:11.13 (1000m)
Top Speed [km/h] (Section)	67.1 (Overall)
Race State	Finished



Sunshine Coast QLD Professional
 Race 3: 91.9 SEA FM's Big Breakfast Class 3 Plate - 1200m
 12 April 2024 - 19:00
 Track Rating: Heavy 8, Weather: Fine, Rail Position: True



Section	Overall	1000m	800m	600m	400m	200m
Section Times	1:12.82 [4] (0:14.01)	0:58.81 [6] (0:11.13)	0:47.68 [6] (0:11.86)	0:35.82 [6] (0:11.65)	0:24.17 [6] (0:11.51)	0:12.66 [3] (0:12.66)
Average Speed [km/h]	51.5	64.8	61.0	63.0	62.6	56.9
Top Speed [km/h]	67.1	66.1	62.2	64.3	64.4	61.9
Avg. Dist. to Rail [m]	5.2	0.5	1.1	3.0	7.8	5.2
Avg. Stride Freq. [Hz]	2.4	2.4	2.3	2.4	2.4	2.3
Avg. Stride Length [m]	5.9	7.4	7.3	7.3	7.2	6.8



- [] Ranking at each section and finish
- .-.- No data available at this section
- NA No data available



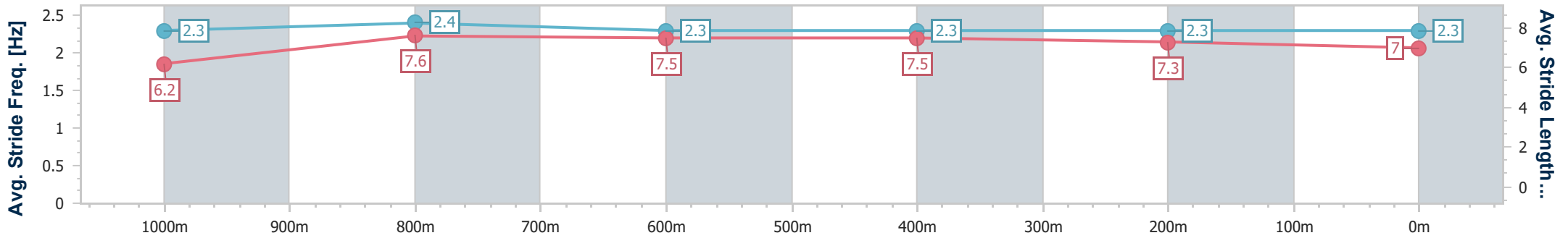
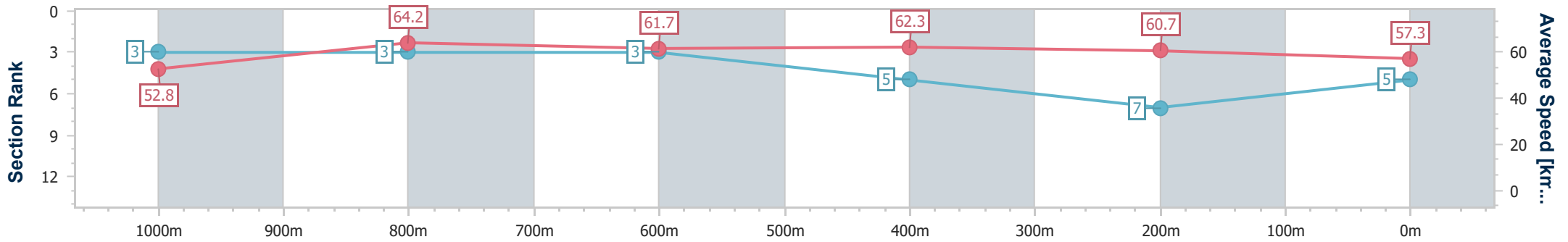
Horse/Jockey Name	Tornado Rouge
Final Rank	5
Fastest Section Time (Section)	0:11.28 (1000m)
Top Speed [km/h] (Section)	65.5 (1000m)
Race State	Finished



Sunshine Coast QLD Professional
 Race 3: 91.9 SEA FM's Big Breakfast Class 3 Plate - 1200m
 12 April 2024 - 19:00
 Track Rating: Heavy 8, Weather: Fine, Rail Position: True



Section	Overall	1000m	800m	600m	400m	200m
Section Times	1:13.02 [5] (0:13.62)	0:59.40 [3] (0:11.28)	0:48.12 [3] (0:11.95)	0:36.17 [3] (0:11.74)	0:24.43 [5] (0:11.88)	0:12.55 [7] (0:12.55)
Average Speed [km/h]	52.8	64.2	61.7	62.3	60.7	57.3
Top Speed [km/h]	65.4	65.5	62.4	63.1	62.3	60.1
Avg. Dist. to Rail [m]	6.6	2.8	3.8	3.0	5.4	4.7
Avg. Stride Freq. [Hz]	2.3	2.4	2.3	2.3	2.3	2.3
Avg. Stride Length [m]	6.2	7.6	7.5	7.5	7.3	7.0



- [] Ranking at each section and finish
- .-.- No data available at this section
- NA No data available



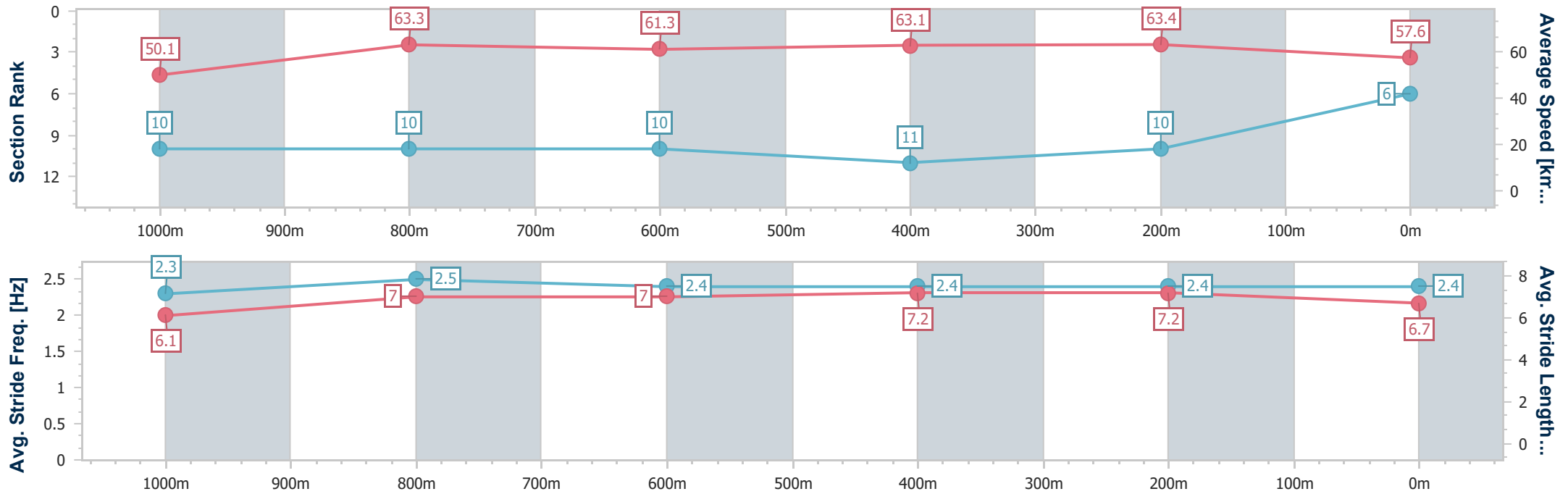
Horse/Jockey Name	Quarantine Dreams
Final Rank	6
Fastest Section Time (Section)	0:11.39 (400m)
Top Speed [km/h] (Section)	65.1 (400m)
Race State	Finished



Sunshine Coast QLD Professional
 Race 3: 91.9 SEA FM's Big Breakfast Class 3 Plate - 1200m
 12 April 2024 - 19:00
 Track Rating: Heavy 8, Weather: Fine, Rail Position: True



Section	Overall	1000m	800m	600m	400m	200m
Section Times	1:13.07 [6] (0:14.45)	0:58.62 [10] (0:11.43)	0:47.19 [10] (0:11.84)	0:35.35 [10] (0:11.51)	0:23.84 [11] (0:11.39)	0:12.45 [10]
Average Speed [km/h]	50.1	63.3	61.3	63.1	63.4	57.6
Top Speed [km/h]	63.8	64.3	62.9	64.0	65.1	61.5
Avg. Dist. to Rail [m]	9.5	3.4	1.5	1.4	8.8	9.9
Avg. Stride Freq. [Hz]	2.3	2.5	2.4	2.4	2.4	2.4
Avg. Stride Length [m]	6.1	7.0	7.0	7.2	7.2	6.7



- [] Ranking at each section and finish
- .-.- No data available at this section
- NA No data available



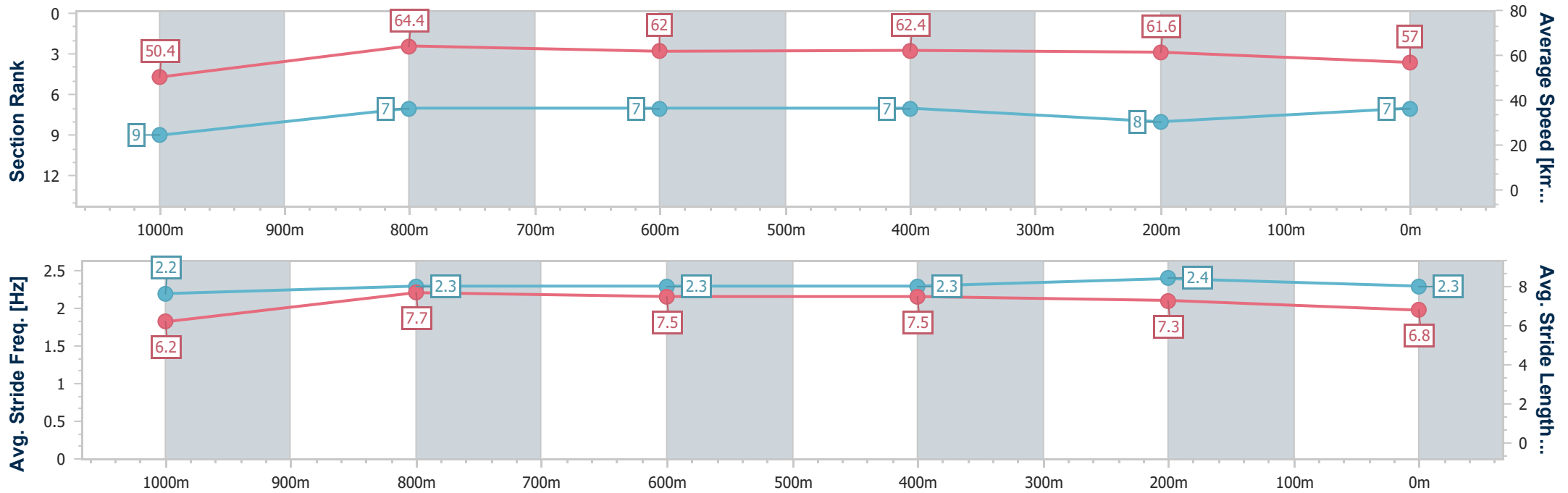
Horse/Jockey Name	Thunder Mania
Final Rank	7
Fastest Section Time (Section)	0:11.15 (1000m)
Top Speed [km/h] (Section)	65.8 (Overall)
Race State	Finished



Sunshine Coast QLD Professional
 Race 3: 91.9 SEA FM's Big Breakfast Class 3 Plate - 1200m
 12 April 2024 - 19:00
 Track Rating: Heavy 8, Weather: Fine, Rail Position: True



Section	Overall	1000m	800m	600m	400m	200m
Section Times	1:13.10 [7] (0:14.31)	0:58.79 [9] (0:11.15)	0:47.64 [7] (0:11.62)	0:36.02 [7] (0:11.70)	0:24.32 [7] (0:11.69)	0:12.63 [8] (0:12.63)
Average Speed [km/h]	50.4	64.4	62.0	62.4	61.6	57.0
Top Speed [km/h]	65.8	65.3	64.7	62.6	62.6	60.4
Avg. Dist. to Rail [m]	3.8	1.1	0.3	2.2	7.1	6.0
Avg. Stride Freq. [Hz]	2.2	2.3	2.3	2.3	2.4	2.3
Avg. Stride Length [m]	6.2	7.7	7.5	7.5	7.3	6.8



- [] Ranking at each section and finish
- .-.- No data available at this section
- NA No data available



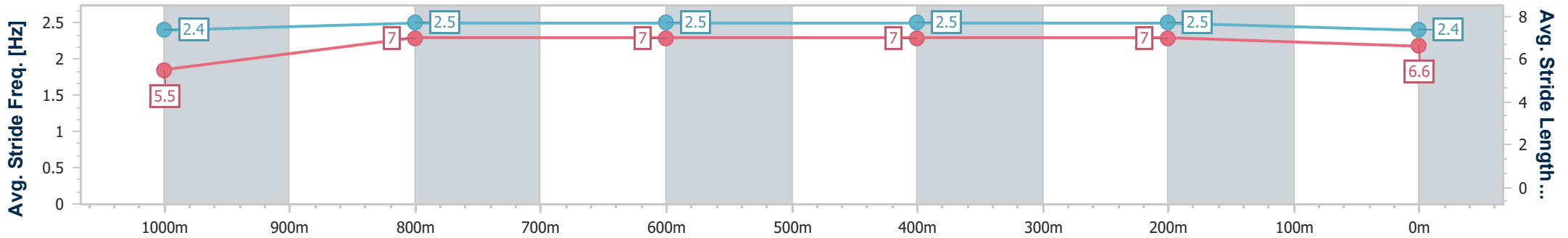
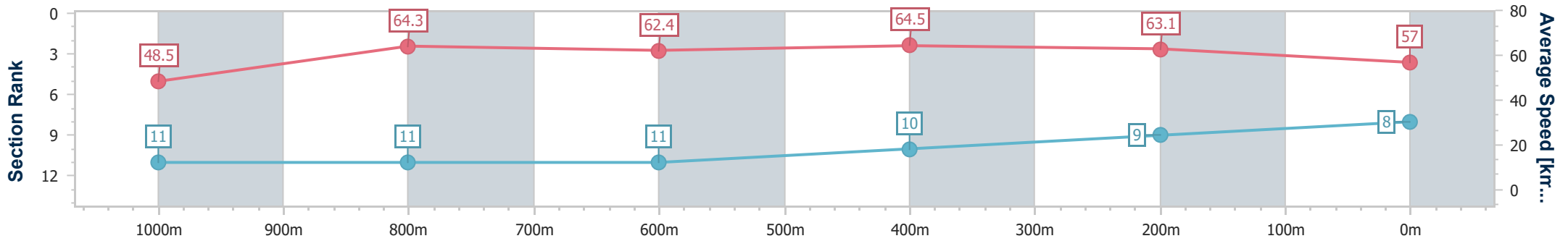
Horse/Jockey Name	Pretty Little Lass
Final Rank	8
Fastest Section Time (Section)	0:11.19 (1000m)
Top Speed [km/h] (Section)	66.2 (1000m)
Race State	Finished



Sunshine Coast QLD Professional
 Race 3: 91.9 SEA FM's Big Breakfast Class 3 Plate - 1200m
 12 April 2024 - 19:00
 Track Rating: Heavy 8, Weather: Fine, Rail Position: True



Section	Overall	1000m	800m	600m	400m	200m
Section Times	1:13.20 [8] (0:14.90)	0:58.30 [11] (0:11.19)	0:47.11 [11] (0:11.63)	0:35.48 [11] (0:11.45)	0:24.03 [10] (0:11.38)	0:12.65 [9] (0:12.65)
Average Speed [km/h]	48.5	64.3	62.4	64.5	63.1	57.0
Top Speed [km/h]	64.8	66.2	64.4	65.4	64.9	61.0
Avg. Dist. to Rail [m]	7.6	0.8	1.2	4.1	10.4	12.0
Avg. Stride Freq. [Hz]	2.4	2.5	2.5	2.5	2.5	2.4
Avg. Stride Length [m]	5.5	7.0	7.0	7.0	7.0	6.6



- [] Ranking at each section and finish
- .-.- No data available at this section
- NA No data available



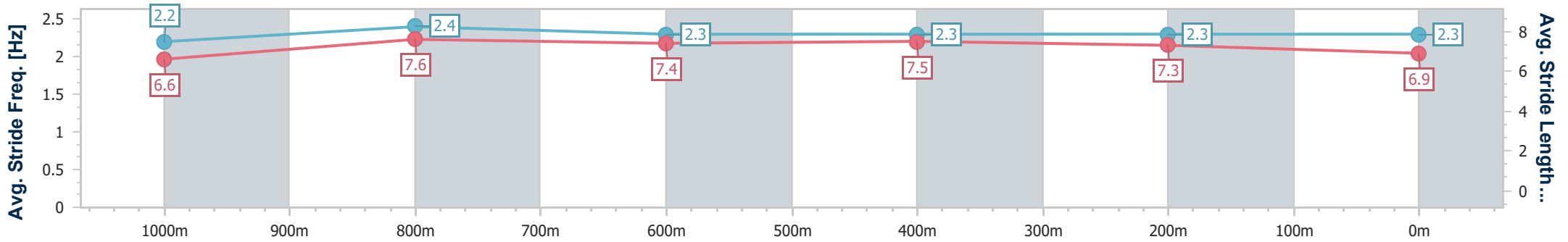
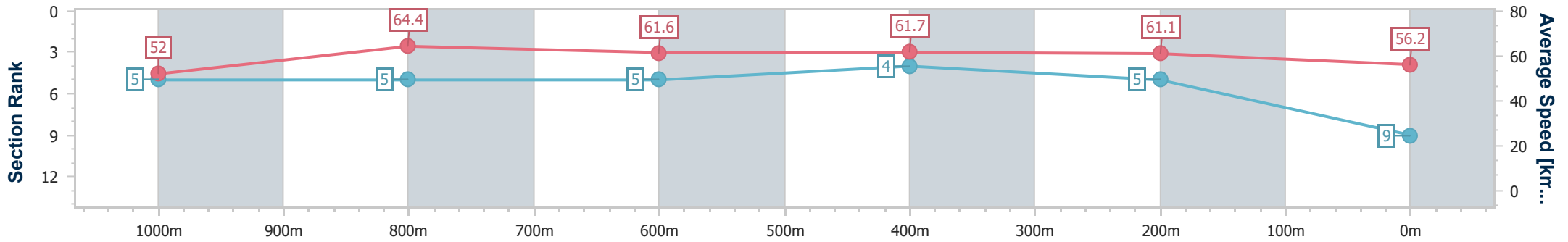
Horse/Jockey Name	Billy's Bro
Final Rank	9
Fastest Section Time (Section)	0:11.25 (1000m)
Top Speed [km/h] (Section)	66.6 (Overall)
Race State	Finished



Sunshine Coast QLD Professional
 Race 3: 91.9 SEA FM's Big Breakfast Class 3 Plate - 1200m
 12 April 2024 - 19:00
 Track Rating: Heavy 8, Weather: Fine, Rail Position: True



Section	Overall	1000m	800m	600m	400m	200m
Section Times	1:13.23 [9] (0:13.84)	0:59.39 [5] (0:11.25)	0:48.14 [5] (0:11.84)	0:36.30 [5] (0:11.66)	0:24.64 [4] (0:11.80)	0:12.84 [5] (0:12.84)
Average Speed [km/h]	52.0	64.4	61.6	61.7	61.1	56.2
Top Speed [km/h]	66.6	66.5	62.7	62.3	63.0	60.3
Avg. Dist. to Rail [m]	3.8	2.7	2.5	0.3	2.8	2.4
Avg. Stride Freq. [Hz]	2.2	2.4	2.3	2.3	2.3	2.3
Avg. Stride Length [m]	6.6	7.6	7.4	7.5	7.3	6.9



- [] Ranking at each section and finish
- .-.- No data available at this section
- NA No data available



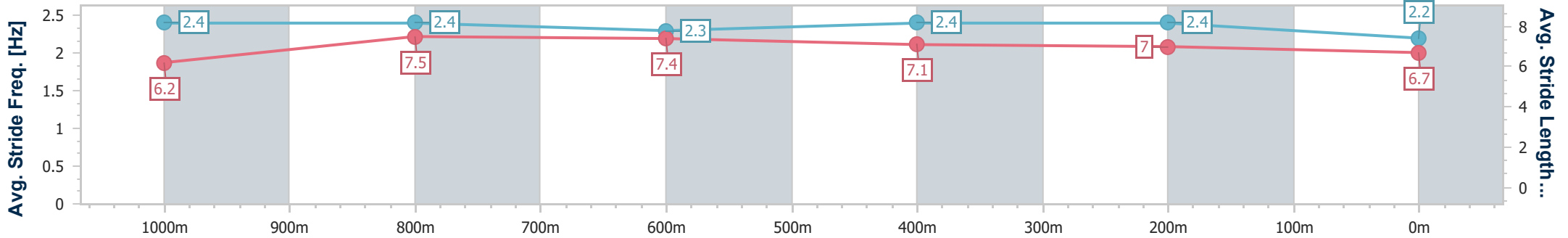
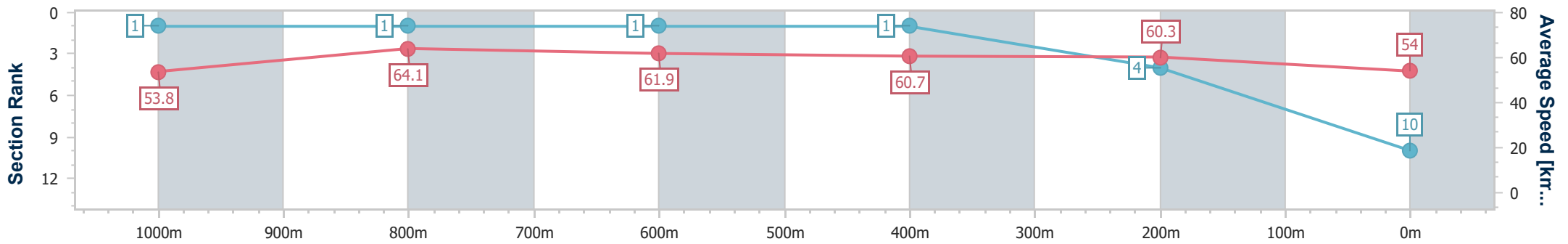
Horse/Jockey Name	Jungle Fever
Final Rank	10
Fastest Section Time (Section)	0:11.21 (1000m)
Top Speed [km/h] (Section)	66.7 (1000m)
Race State	Finished



Sunshine Coast QLD Professional
 Race 3: 91.9 SEA FM's Big Breakfast Class 3 Plate - 1200m
 12 April 2024 - 19:00
 Track Rating: Heavy 8, Weather: Fine, Rail Position: True



Section	Overall	1000m	800m	600m	400m	200m
Section Times	1:13.65 [10] (0:13.39)	1:00.26 [1] (0:11.21)	0:49.05 [1] (0:11.78)	0:37.27 [1] (0:11.98)	0:25.29 [1] (0:11.98)	0:13.31 [4] (0:13.31)
Average Speed [km/h]	53.8	64.1	61.9	60.7	60.3	54.0
Top Speed [km/h]	66.6	66.7	62.5	61.5	61.8	57.7
Avg. Dist. to Rail [m]	2.6	0.9	2.0	1.8	4.6	3.1
Avg. Stride Freq. [Hz]	2.4	2.4	2.3	2.4	2.4	2.2
Avg. Stride Length [m]	6.2	7.5	7.4	7.1	7.0	6.7



- [] Ranking at each section and finish
- .-.- No data available at this section
- NA No data available



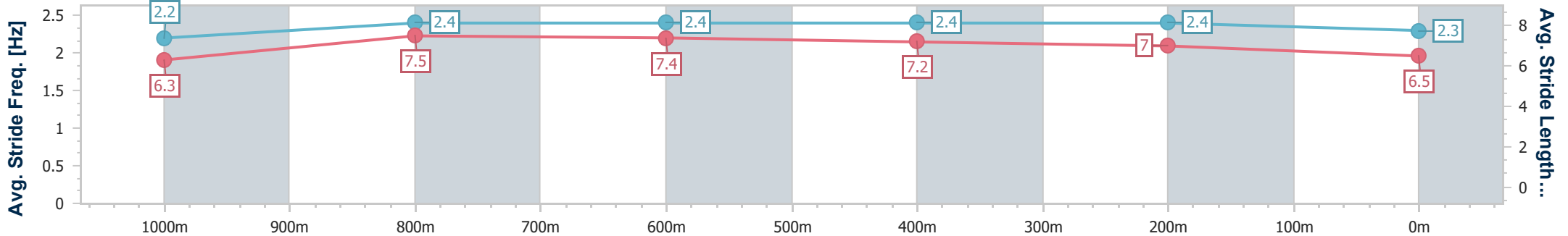
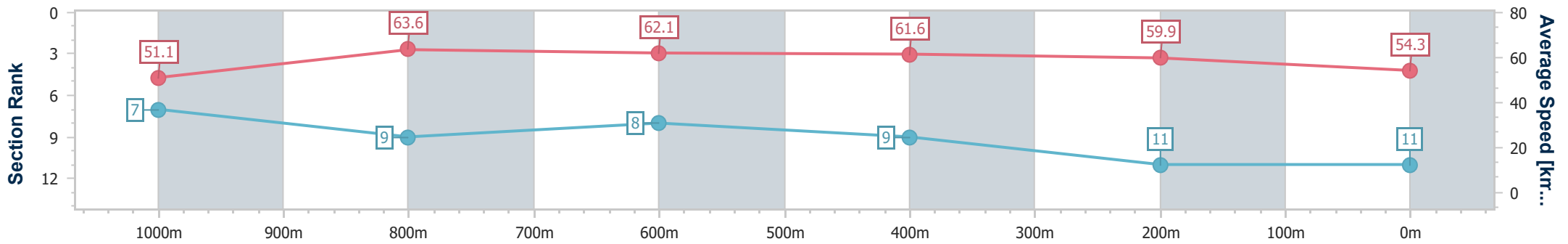
Horse/Jockey Name	Lucky Bean
Final Rank	11
Fastest Section Time (Section)	0:11.37 (1000m)
Top Speed [km/h] (Section)	66.5 (Overall)
Race State	Finished



Sunshine Coast QLD Professional
 Race 3: 91.9 SEA FM's Big Breakfast Class 3 Plate - 1200m
 12 April 2024 - 19:00
 Track Rating: Heavy 8, Weather: Fine, Rail Position: True



Section	Overall	1000m	800m	600m	400m	200m
Section Times	1:14.29 [11] (0:14.13)	1:00.16 [7] (0:11.37)	0:48.79 [9] (0:11.69)	0:37.10 [8] (0:11.81)	0:25.29 [9] (0:12.01)	0:13.28 [11] (0:13.28)
Average Speed [km/h]	51.1	63.6	62.1	61.6	59.9	54.3
Top Speed [km/h]	66.5	65.7	63.3	63.3	61.5	57.9
Avg. Dist. to Rail [m]	5.2	1.8	1.9	1.8	4.0	4.3
Avg. Stride Freq. [Hz]	2.2	2.4	2.4	2.4	2.4	2.3
Avg. Stride Length [m]	6.3	7.5	7.4	7.2	7.0	6.5



- [] Ranking at each section and finish
- .-.- No data available at this section
- NA No data available



Sunshine Coast QLD Professional

Race 4: Ascent Building Solutions Maiden Plate - 1200m

12 April 2024 - 19:32



Track Rating: Heavy 8, Weather: Fine, Rail Position: True

Section		Overall	1000m	800m	600m	400m	200m	Last 600m					
Field Times		1:13.41 (0:13.61)	0:59.80 (0:11.38)	0:48.42 (0:12.30)	0:36.12 (0:12.18)	0:23.94 (0:11.68)	0:12.26 (0:12.26)	0:36.12					
Rank	TAB Horse/Jockey	Barrier	Top Speed [km/h]	Fastest Section							Margin	Distance Travelled [m]	
1	5 WHISKEY AND BEER Micheal Hellyer	5	64.4 Overall	0:11.41 400m	1:13.41 [1] (0:14.80)	0:58.61 [10] (0:11.50)	0:47.11 [11] (0:11.92)	0:35.19 [12] (0:11.88)	0:23.31 [12] (0:11.41)	0:11.90 [9] (0:11.90)	1:13.41	0:35.19	
2	2 GOLD FEVER Trudy Thornton	2	66.3 Overall	0:11.24 1000m	1:13.48 [2] (0:14.37)	0:59.11 [9] (0:11.24)	0:47.87 [5] (0:12.10)	0:35.77 [7] (0:12.17)	0:23.60 [7] (0:11.45)	0:12.15 [3] (0:12.15)	0.3L	0:35.77	+8
3	20 DARE I SAY Adin Thompson	20	66.4 Overall	0:11.38 1000m	1:13.68 [3] (0:13.61)	1:00.07 [1] (0:11.38)	0:48.69 [1] (0:12.30)	0:36.39 [1] (0:12.27)	0:24.12 [2] (0:11.59)	0:12.53 [1] (0:12.53)	1.3L	0:36.39	+6
4	21 ALKENTER Dale Smith	21	67.1 Overall	0:11.35 1000m	1:13.82 [4] (0:14.15)	0:59.67 [3] (0:11.35)	0:48.32 [3] (0:12.06)	0:36.26 [4] (0:12.16)	0:24.10 [4] (0:11.72)	0:12.38 [6] (0:12.38)	2.1L	0:36.26	+2
5	8 PRINCE OF PROPHETS Nikita Beriman	8	70.7 Overall	0:11.22 1000m	1:13.83 [5] (0:14.30)	0:59.53 [6] (0:11.22)	0:48.31 [4] (0:11.95)	0:36.36 [3] (0:12.00)	0:24.36 [1] (0:11.76)	0:12.60 [2] (0:12.60)	2.2L	0:36.36	-1
6	17 STORM DREAMER Tahlia Fenlon	17	63.7 800m	0:11.57 800m	1:13.91 [6] (0:14.90)	0:59.01 [12] (0:11.73)	0:47.28 [12] (0:11.57)	0:35.71 [11] (0:11.86)	0:23.85 [11] (0:11.74)	0:12.11 [12] (0:12.11)	2.5L	0:35.71	+6
7	24 CHAMPONNET Damien Thornton	24	63.9 1000m	0:11.55 1000m	1:13.94 [7] (0:14.17)	0:59.77 [4] (0:11.55)	0:48.22 [8] (0:12.16)	0:36.06 [8] (0:12.06)	0:24.00 [9] (0:11.57)	0:12.43 [8] (0:12.43)	2.7L	0:36.06	+7
8	9 SECOND SUN Boris Thornton	9	64.3 1000m	0:11.44 1000m	1:14.03 [8] (0:14.27)	0:59.76 [5] (0:11.44)	0:48.32 [6] (0:11.99)	0:36.33 [6] (0:12.06)	0:24.27 [6] (0:11.66)	0:12.61 [5] (0:12.61)	3.1L	0:36.33	+4
9	22 JOHN'S ROAD Cody Collis	22	64.5 Overall	0:11.50 1000m	1:14.08 [9] (0:14.36)	0:59.72 [7] (0:11.50)	0:48.22 [9] (0:12.03)	0:36.19 [9] (0:12.14)	0:24.05 [10] (0:11.62)	0:12.43 [10] (0:12.43)	3.3L	0:36.19	+3
10	1 CASINO COAST James Orman	1	66.6 Overall	0:11.30 1000m	1:14.26 [10] (0:14.01)	1:00.25 [2] (0:11.30)	0:48.95 [2] (0:12.16)	0:36.79 [2] (0:12.12)	0:24.67 [3] (0:11.83)	0:12.84 [4] (0:12.84)	4.3L	0:36.79	+4

Scratched: Johnny Utah (#3), Power Flash (#12), Duma (#11), Flying D'amore (#13), Rogue Artist (#19), Moonfleet (#15), Tornado Torque (#16), Shaded (#10), Go Girl Go (#23), Fourandahalf (#6), More Than Y



Sunshine Coast QLD Professional
Race 4: Ascent Building Solutions Maiden Plate - 1200m
12 April 2024 - 19:32



Track Rating: Heavy 8, Weather: Fine, Rail Position: True

Section		Overall	1000m	800m	600m	400m	200m	Last 600m					
Field Times		1:13.41 (0:13.61)	0:59.80 (0:11.38)	0:48.42 (0:12.30)	0:36.12 (0:12.18)	0:23.94 (0:11.68)	0:12.26 (0:12.26)	0:36.12					
Rank	TAB Horse/Jockey	Barrier	Top Speed [km/h]	Fastest Section	Margin							Distance Travelled [m]	
11	7 KENSINGTON'S JEWEL Samantha Collett	7	65.5 1000m	0:11.36 1000m	1:14.27 [11] (0:14.36)	0:59.91 [8] (0:11.36)	0:48.55 [7] (0:11.97)	0:36.58 [5] (0:12.06)	0:24.52 [5] (0:11.73)	0:12.79 [7] (0:12.79)	4.4L	0:36.58	+5
12	4 NITROGEN Michael Rodd	4	65.0 1000m	0:11.24 1000m	1:14.37 [12] (0:15.05)	0:59.32 [13] (0:11.24)	0:48.08 [10] (0:11.74)	0:36.34 [10] (0:11.89)	0:24.45 [8] (0:11.80)	0:12.65 [11] (0:12.65)	4.9L	0:36.34	-8
13	14 IRIDESCENCE Emily Lang	14	62.9 800m	0:11.70 800m	1:14.71 [13] (0:14.82)	0:59.89 [11] (0:11.81)	0:48.08 [12] (0:11.70)	0:36.38 [13] (0:12.04)	0:24.34 [13] (0:11.79)	0:12.55 [13] (0:12.55)	6.9L	0:36.38	-4

Scratched: Johnny Utah (#3), Power Flash (#12), Duma (#11), Flying D'amore (#13), Rogue Artist (#19), Moonfleet (#15), Tornado Torque (#16), Shaded (#10), Go Girl Go (#23), Fourandahalf (#6), More Than Y

- [] Ranking at each section and finish
- :--:- No data available at this section
- NA No data available
- SCN Saddle cloth number
- DNF Did not finish
- DNT Did not track



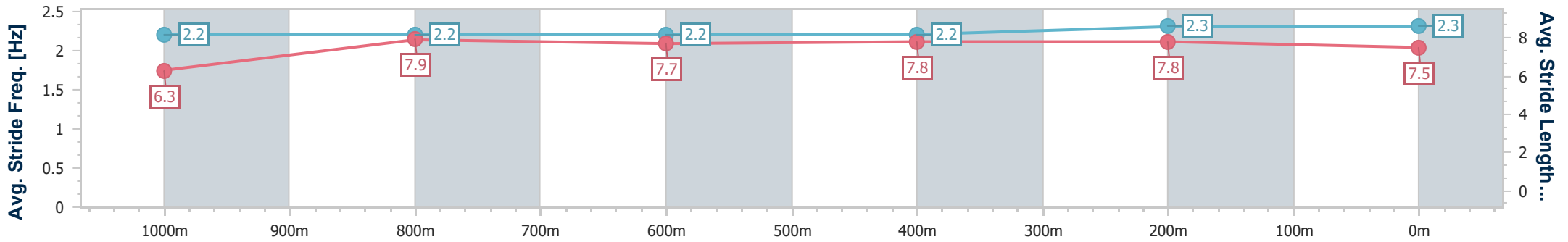
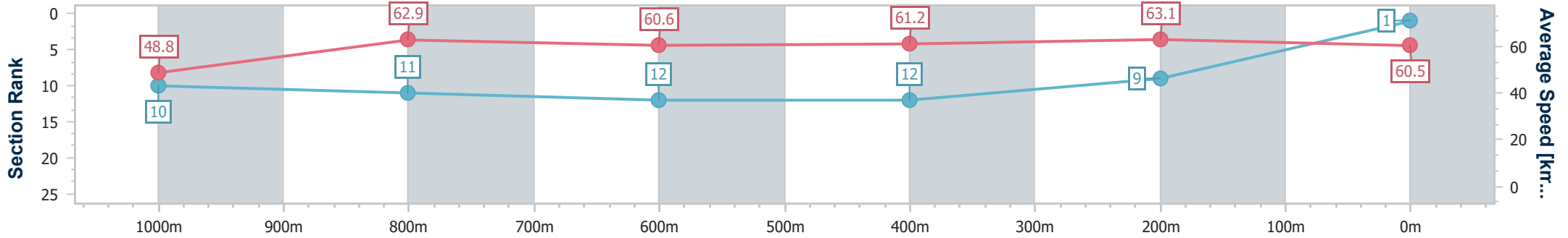
Horse/Jockey Name	Whiskey And Beer
Final Rank	1
Fastest Section Time (Section)	0:11.41 (400m)
Top Speed [km/h] (Section)	64.4 (Overall)
Race State	Finished



Sunshine Coast QLD Professional
 Race 4: Ascent Building Solutions Maiden Plate - 1200m
 12 April 2024 - 19:32
 Track Rating: Heavy 8, Weather: Fine, Rail Position: True



Section	Overall	1000m	800m	600m	400m	200m
Section Times	1:13.41 [1] (0:14.80)	0:58.61 [10] (0:11.50)	0:47.11 [11] (0:11.92)	0:35.19 [12] (0:11.88)	0:23.31 [12] (0:11.41)	0:11.90 [9] (0:11.90)
Average Speed [km/h]	48.8	62.9	60.6	61.2	63.1	60.5
Top Speed [km/h]	64.4	64.1	62.4	61.8	63.9	63.4
Avg. Dist. to Rail [m]	10.4	2.1	0.8	1.5	8.6	8.8
Avg. Stride Freq. [Hz]	2.2	2.2	2.2	2.2	2.3	2.3
Avg. Stride Length [m]	6.3	7.9	7.7	7.8	7.8	7.5



- [] Ranking at each section and finish
- .-.- No data available at this section
- NA No data available



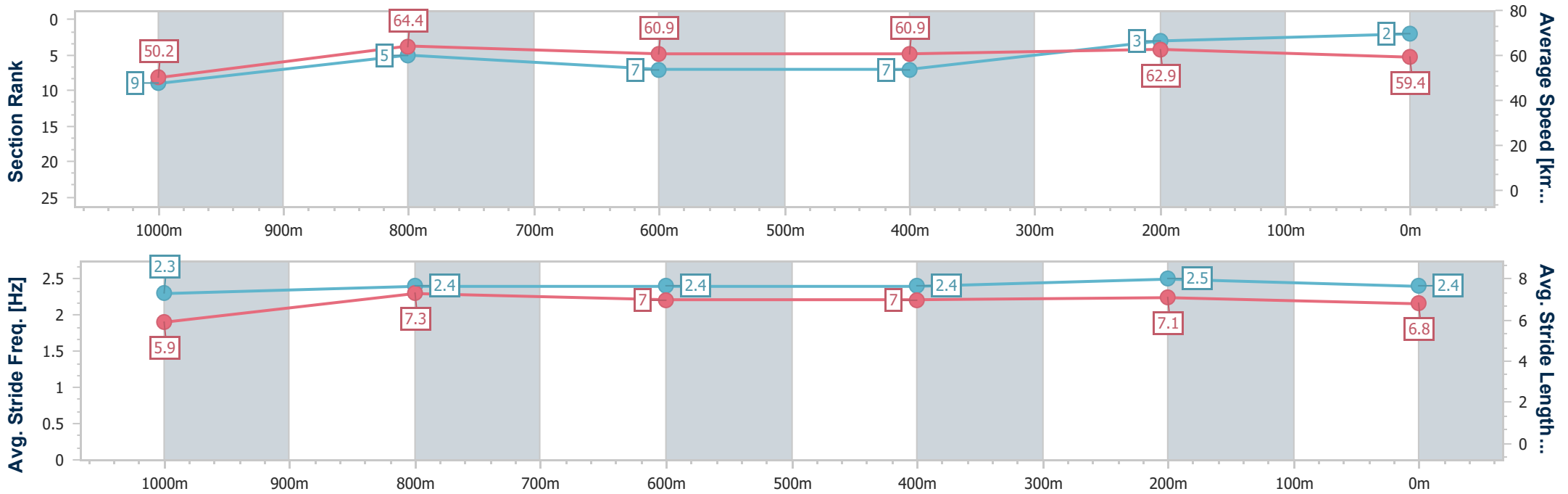
Horse/Jockey Name	Gold Fever
Final Rank	2
Fastest Section Time (Section)	0:11.24 (1000m)
Top Speed [km/h] (Section)	66.3 (Overall)
Race State	Finished



Sunshine Coast QLD Professional
 Race 4: Ascent Building Solutions Maiden Plate - 1200m
 12 April 2024 - 19:32
 Track Rating: Heavy 8, Weather: Fine, Rail Position: True



Section	Overall	1000m	800m	600m	400m	200m
Section Times	1:13.48 [2] (0:14.37)	0:59.11 [9] (0:11.24)	0:47.87 [5] (0:12.10)	0:35.77 [7] (0:12.17)	0:23.60 [7] (0:11.45)	0:12.15 [3] (0:12.15)
Average Speed [km/h]	50.2	64.4	60.9	60.9	62.9	59.4
Top Speed [km/h]	66.3	66.0	63.3	63.1	63.8	62.1
Avg. Dist. to Rail [m]	7.6	2.6	4.3	4.5	9.2	7.5
Avg. Stride Freq. [Hz]	2.3	2.4	2.4	2.4	2.5	2.4
Avg. Stride Length [m]	5.9	7.3	7.0	7.0	7.1	6.8



- [] Ranking at each section and finish
- .-.- No data available at this section
- NA No data available



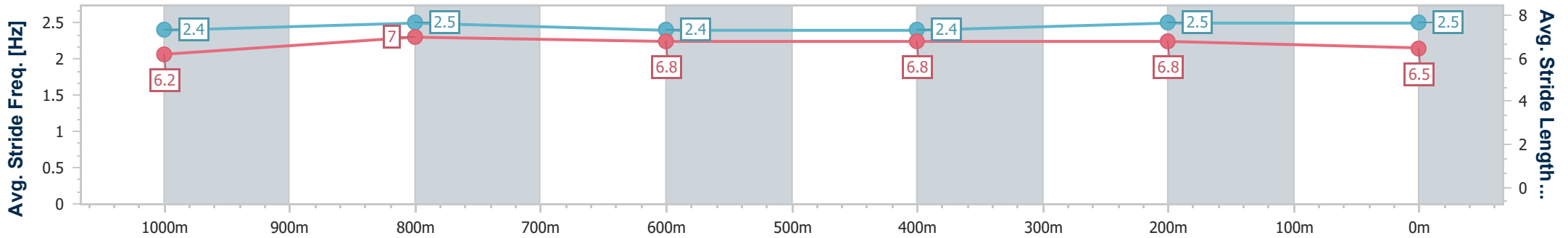
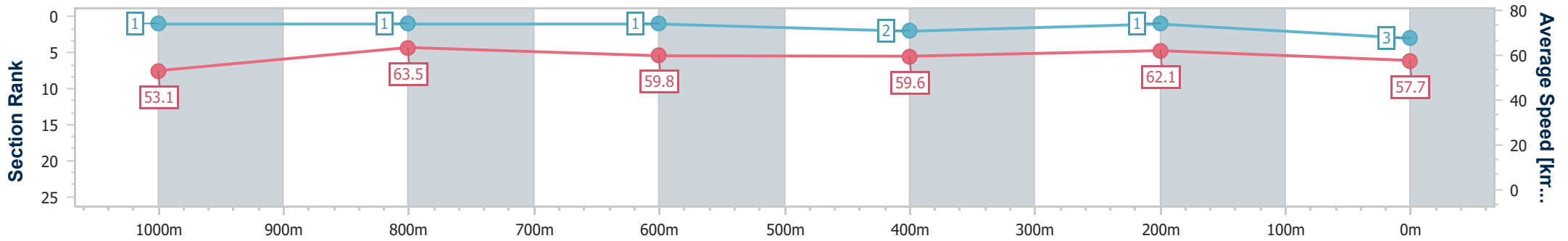
Horse/Jockey Name	Dare I Say
Final Rank	3
Fastest Section Time (Section)	0:11.38 (1000m)
Top Speed [km/h] (Section)	66.4 (Overall)
Race State	Finished



Sunshine Coast QLD Professional
 Race 4: Ascent Building Solutions Maiden Plate - 1200m
 12 April 2024 - 19:32
 Track Rating: Heavy 8, Weather: Fine, Rail Position: True



Section	Overall	1000m	800m	600m	400m	200m
Section Times	1:13.68 [3] (0:13.61)	1:00.07 [1] (0:11.38)	0:48.69 [1] (0:12.30)	0:36.39 [1] (0:12.27)	0:24.12 [2] (0:11.59)	0:12.53 [1] (0:12.53)
Average Speed [km/h]	53.1	63.5	59.8	59.6	62.1	57.7
Top Speed [km/h]	66.4	65.1	62.1	60.8	62.9	60.8
Avg. Dist. to Rail [m]	11.1	1.7	4.1	2.4	5.3	4.1
Avg. Stride Freq. [Hz]	2.4	2.5	2.4	2.4	2.5	2.5
Avg. Stride Length [m]	6.2	7.0	6.8	6.8	6.8	6.5



- [] Ranking at each section and finish
- .-.- No data available at this section
- NA No data available



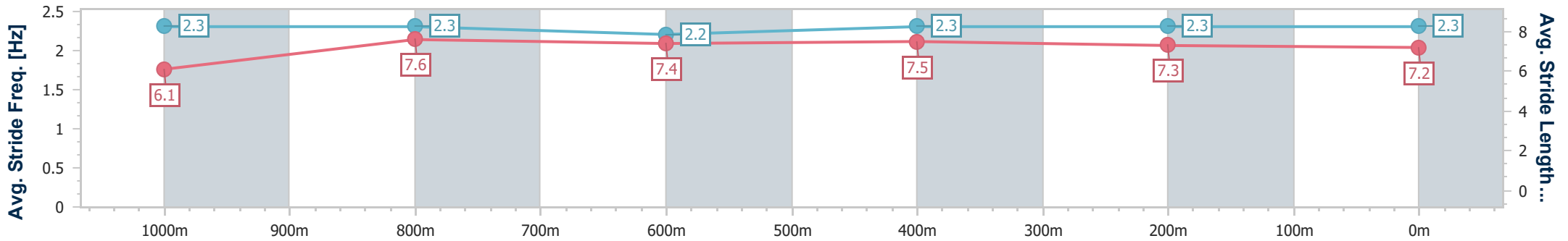
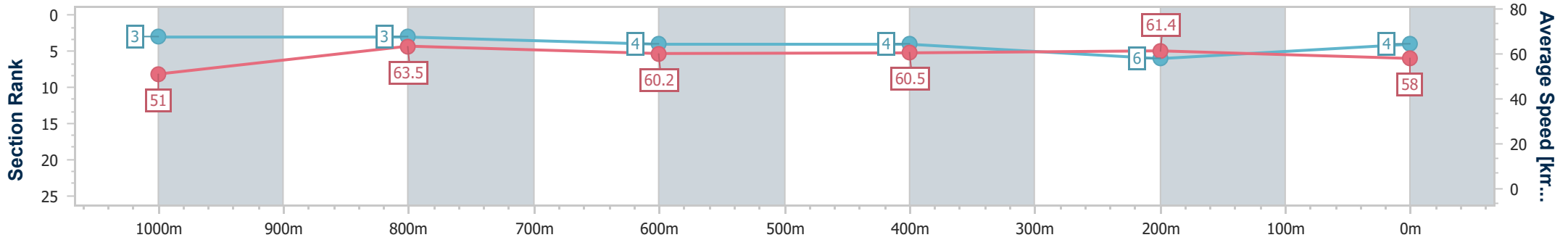
Horse/Jockey Name	Alkenter
Final Rank	4
Fastest Section Time (Section)	0:11.35 (1000m)
Top Speed [km/h] (Section)	67.1 (Overall)
Race State	Finished



Sunshine Coast QLD Professional
 Race 4: Ascent Building Solutions Maiden Plate - 1200m
 12 April 2024 - 19:32
 Track Rating: Heavy 8, Weather: Fine, Rail Position: True



Section	Overall	1000m	800m	600m	400m	200m
Section Times	1:13.82 [4] (0:14.15)	0:59.67 [3] (0:11.35)	0:48.32 [3] (0:12.06)	0:36.26 [4] (0:12.16)	0:24.10 [4] (0:11.72)	0:12.38 [6] (0:12.38)
Average Speed [km/h]	51.0	63.5	60.2	60.5	61.4	58.0
Top Speed [km/h]	67.1	67.1	62.2	60.8	62.6	61.1
Avg. Dist. to Rail [m]	6.1	1.7	1.6	3.3	7.4	6.5
Avg. Stride Freq. [Hz]	2.3	2.3	2.2	2.3	2.3	2.3
Avg. Stride Length [m]	6.1	7.6	7.4	7.5	7.3	7.2



- [] Ranking at each section and finish
- .-.- No data available at this section
- NA No data available



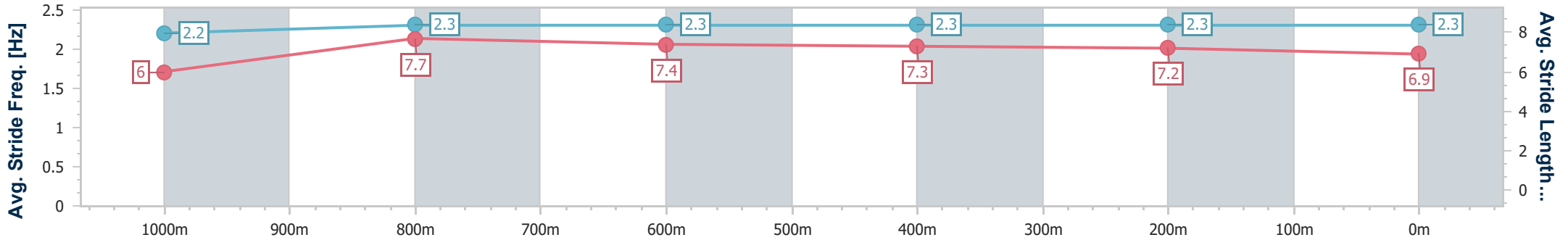
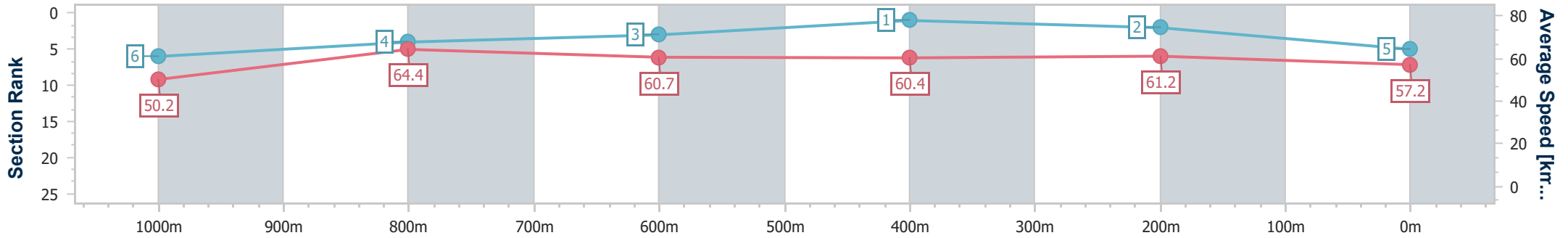
Horse/Jockey Name	Prince Of Prophets
Final Rank	5
Fastest Section Time (Section)	0:11.22 (1000m)
Top Speed [km/h] (Section)	70.7 (Overall)
Race State	Finished



Sunshine Coast QLD Professional
 Race 4: Ascent Building Solutions Maiden Plate - 1200m
 12 April 2024 - 19:32
 Track Rating: Heavy 8, Weather: Fine, Rail Position: True



Section	Overall	1000m	800m	600m	400m	200m
Section Times	1:13.83 [5] (0:14.30)	0:59.53 [6] (0:11.22)	0:48.31 [4] (0:11.95)	0:36.36 [3] (0:12.00)	0:24.36 [1] (0:11.76)	0:12.60 [2] (0:12.60)
Average Speed [km/h]	50.2	64.4	60.7	60.4	61.2	57.2
Top Speed [km/h]	70.7	68.1	61.9	60.5	62.0	60.9
Avg. Dist. to Rail [m]	6.9	1.1	1.1	0.9	3.7	3.1
Avg. Stride Freq. [Hz]	2.2	2.3	2.3	2.3	2.3	2.3
Avg. Stride Length [m]	6.0	7.7	7.4	7.3	7.2	6.9



- [] Ranking at each section and finish
- .-.- No data available at this section
- NA No data available



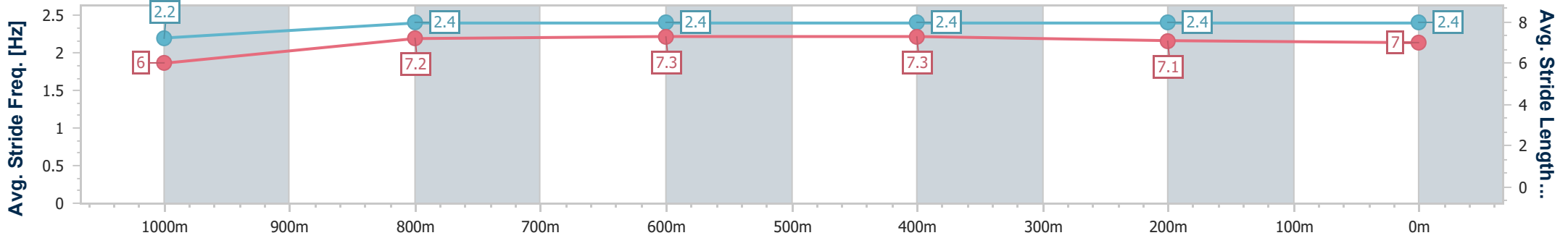
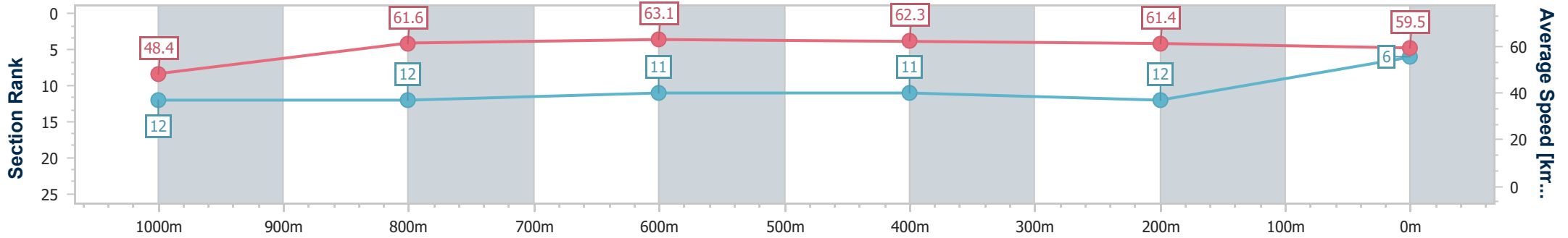
Horse/Jockey Name	Storm Dreamer
Final Rank	6
Fastest Section Time (Section)	0:11.57 (800m)
Top Speed [km/h] (Section)	63.7 (800m)
Race State	Finished



Sunshine Coast QLD Professional
 Race 4: Ascent Building Solutions Maiden Plate - 1200m
 12 April 2024 - 19:32
 Track Rating: Heavy 8, Weather: Fine, Rail Position: True



Section	Overall	1000m	800m	600m	400m	200m
Section Times	1:13.91 [6] (0:14.90)	0:59.01 [12] (0:11.73)	0:47.28 [12] (0:11.57)	0:35.71 [11] (0:11.86)	0:23.85 [11] (0:11.74)	0:12.11 [12]
Average Speed [km/h]	48.4	61.6	63.1	62.3	61.4	59.5
Top Speed [km/h]	62.0	63.1	63.7	63.5	62.8	63.0
Avg. Dist. to Rail [m]	8.3	1.4	2.6	4.4	8.7	7.1
Avg. Stride Freq. [Hz]	2.2	2.4	2.4	2.4	2.4	2.4
Avg. Stride Length [m]	6.0	7.2	7.3	7.3	7.1	7.0



- [] Ranking at each section and finish
- .-.- No data available at this section
- NA No data available



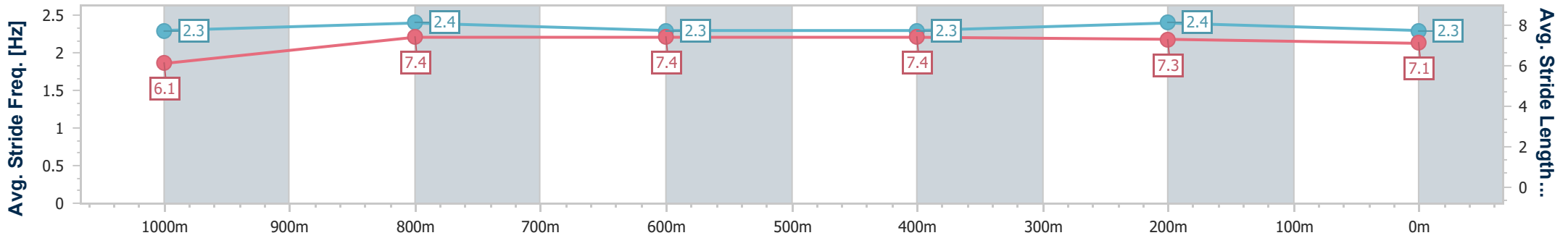
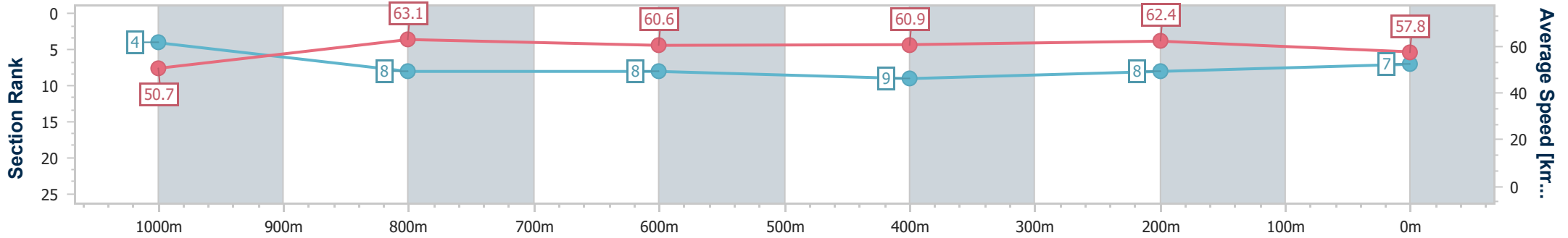
Horse/Jockey Name	Champonnet
Final Rank	7
Fastest Section Time (Section)	0:11.55 (1000m)
Top Speed [km/h] (Section)	63.9 (1000m)
Race State	Finished



Sunshine Coast QLD Professional
 Race 4: Ascent Building Solutions Maiden Plate - 1200m
 12 April 2024 - 19:32
 Track Rating: Heavy 8, Weather: Fine, Rail Position: True



Section	Overall	1000m	800m	600m	400m	200m
Section Times	1:13.94 [7] (0:14.17)	0:59.77 [4] (0:11.55)	0:48.22 [8] (0:12.16)	0:36.06 [8] (0:12.06)	0:24.00 [9] (0:11.57)	0:12.43 [8] (0:12.43)
Average Speed [km/h]	50.7	63.1	60.6	60.9	62.4	57.8
Top Speed [km/h]	63.4	63.9	61.6	61.7	63.2	60.6
Avg. Dist. to Rail [m]	7.7	3.9	4.1	3.8	5.4	4.5
Avg. Stride Freq. [Hz]	2.3	2.4	2.3	2.3	2.4	2.3
Avg. Stride Length [m]	6.1	7.4	7.4	7.4	7.3	7.1



- [] Ranking at each section and finish
- .-.- No data available at this section
- NA No data available



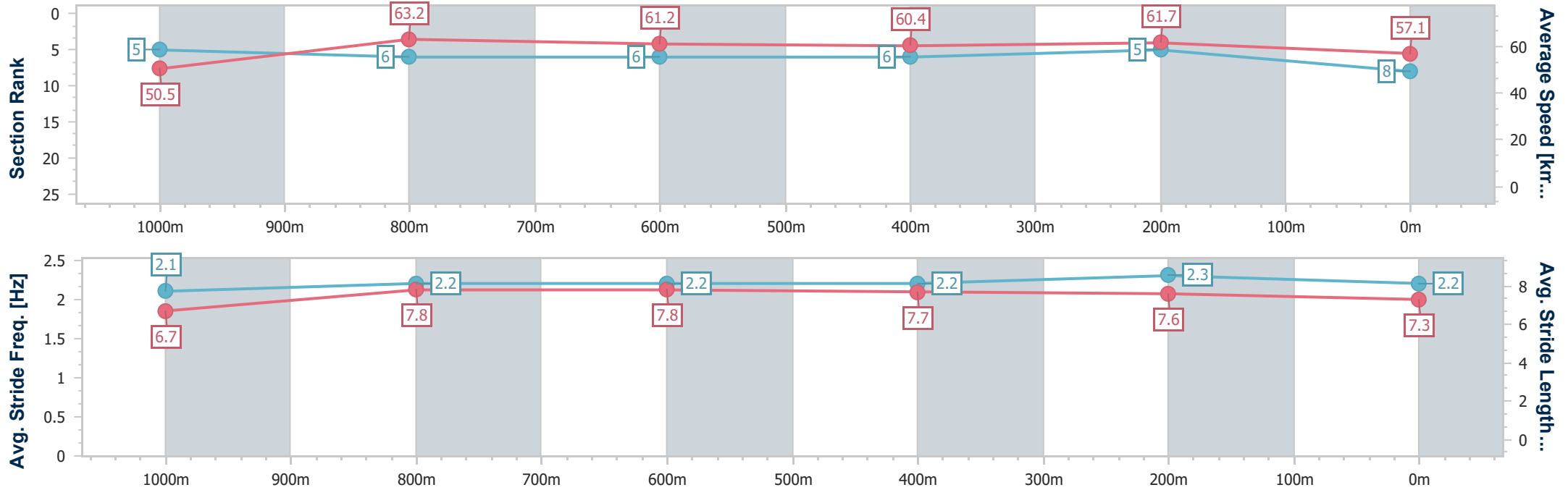
Horse/Jockey Name	Second Sun
Final Rank	8
Fastest Section Time (Section)	0:11.44 (1000m)
Top Speed [km/h] (Section)	64.3 (1000m)
Race State	Finished



Sunshine Coast QLD Professional
 Race 4: Ascent Building Solutions Maiden Plate - 1200m
 12 April 2024 - 19:32
 Track Rating: Heavy 8, Weather: Fine, Rail Position: True



Section	Overall	1000m	800m	600m	400m	200m
Section Times	1:14.03 [8] (0:14.27)	0:59.76 [5] (0:11.44)	0:48.32 [6] (0:11.99)	0:36.33 [6] (0:12.06)	0:24.27 [6] (0:11.66)	0:12.61 [5] (0:12.61)
Average Speed [km/h]	50.5	63.2	61.2	60.4	61.7	57.1
Top Speed [km/h]	63.3	64.3	62.0	61.4	62.9	60.6
Avg. Dist. to Rail [m]	3.4	2.7	2.9	2.2	3.8	3.3
Avg. Stride Freq. [Hz]	2.1	2.2	2.2	2.2	2.3	2.2
Avg. Stride Length [m]	6.7	7.8	7.8	7.7	7.6	7.3



- [] Ranking at each section and finish
- .-.- No data available at this section
- NA No data available



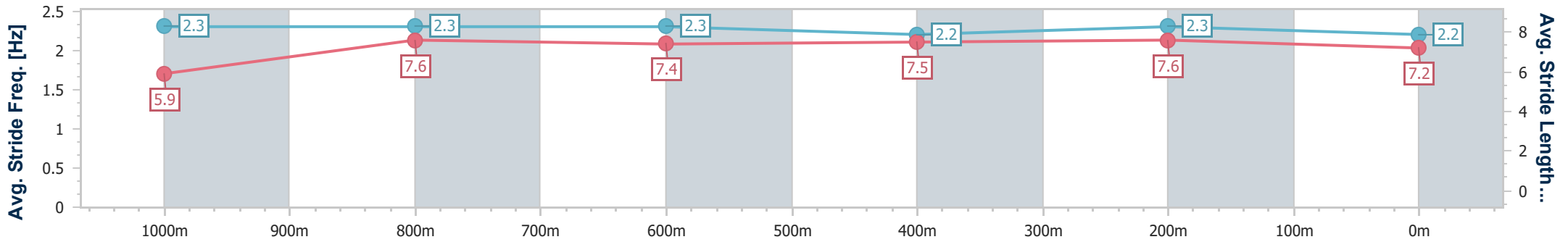
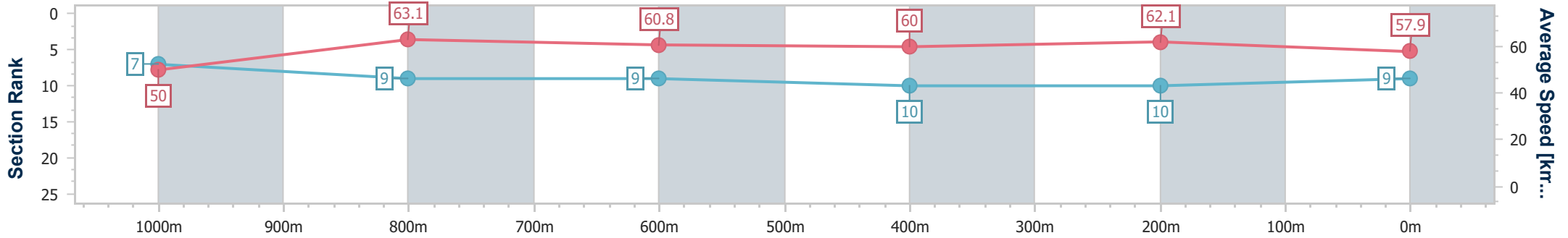
Horse/Jockey Name	John's Road
Final Rank	9
Fastest Section Time (Section)	0:11.50 (1000m)
Top Speed [km/h] (Section)	64.5 (Overall)
Race State	Finished



Sunshine Coast QLD Professional
 Race 4: Ascent Building Solutions Maiden Plate - 1200m
 12 April 2024 - 19:32
 Track Rating: Heavy 8, Weather: Fine, Rail Position: True



Section	Overall	1000m	800m	600m	400m	200m
Section Times	1:14.08 [9] (0:14.36)	0:59.72 [7] (0:11.50)	0:48.22 [9] (0:12.03)	0:36.19 [9] (0:12.14)	0:24.05 [10] (0:11.62)	0:12.43 [10] (0:12.43)
Average Speed [km/h]	50.0	63.1	60.8	60.0	62.1	57.9
Top Speed [km/h]	64.5	64.2	62.0	60.9	63.2	61.7
Avg. Dist. to Rail [m]	4.7	2.5	2.6	2.2	4.4	4.1
Avg. Stride Freq. [Hz]	2.3	2.3	2.3	2.2	2.3	2.2
Avg. Stride Length [m]	5.9	7.6	7.4	7.5	7.6	7.2



- [] Ranking at each section and finish
- .-.- No data available at this section
- NA No data available



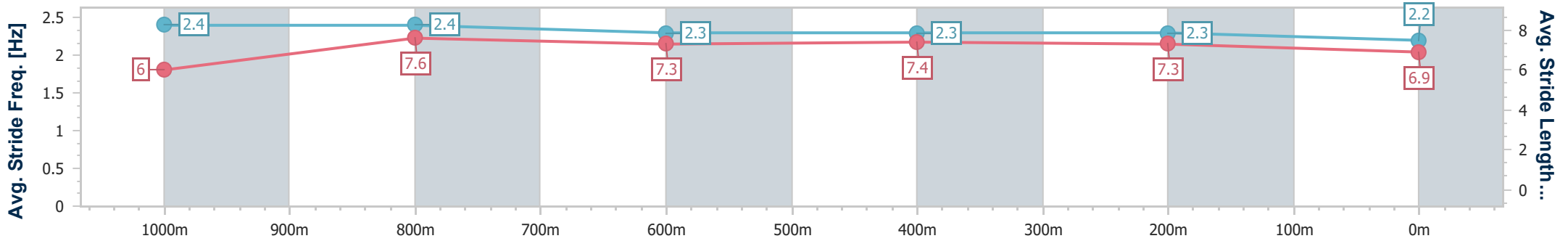
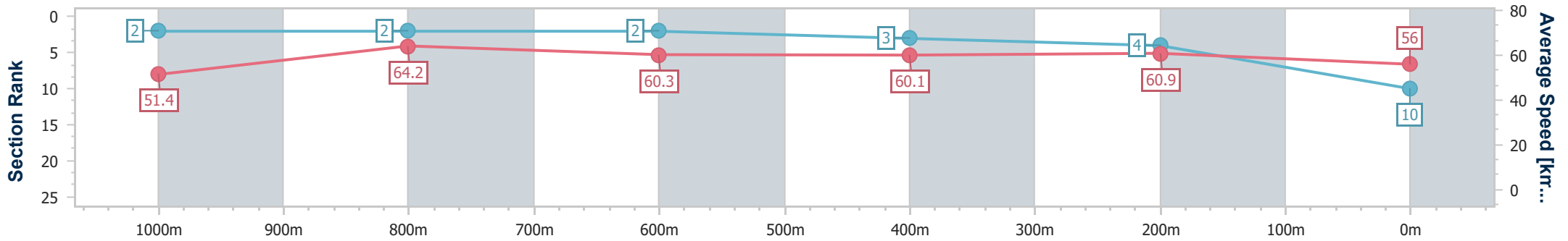
Horse/Jockey Name	Casino Coast
Final Rank	10
Fastest Section Time (Section)	0:11.30 (1000m)
Top Speed [km/h] (Section)	66.6 (Overall)
Race State	Finished



Sunshine Coast QLD Professional
 Race 4: Ascent Building Solutions Maiden Plate - 1200m
 12 April 2024 - 19:32
 Track Rating: Heavy 8, Weather: Fine, Rail Position: True



Section	Overall	1000m	800m	600m	400m	200m
Section Times	1:14.26 [10] (0:14.01)	1:00.25 [2] (0:11.30)	0:48.95 [2] (0:12.16)	0:36.79 [2] (0:12.12)	0:24.67 [3] (0:11.83)	0:12.84 [4] (0:12.84)
Average Speed [km/h]	51.4	64.2	60.3	60.1	60.9	56.0
Top Speed [km/h]	66.6	66.6	62.4	61.0	61.4	58.9
Avg. Dist. to Rail [m]	13.0	4.3	2.6	2.2	7.3	7.3
Avg. Stride Freq. [Hz]	2.4	2.4	2.3	2.3	2.3	2.2
Avg. Stride Length [m]	6.0	7.6	7.3	7.4	7.3	6.9



- [] Ranking at each section and finish
- .-.- No data available at this section
- NA No data available



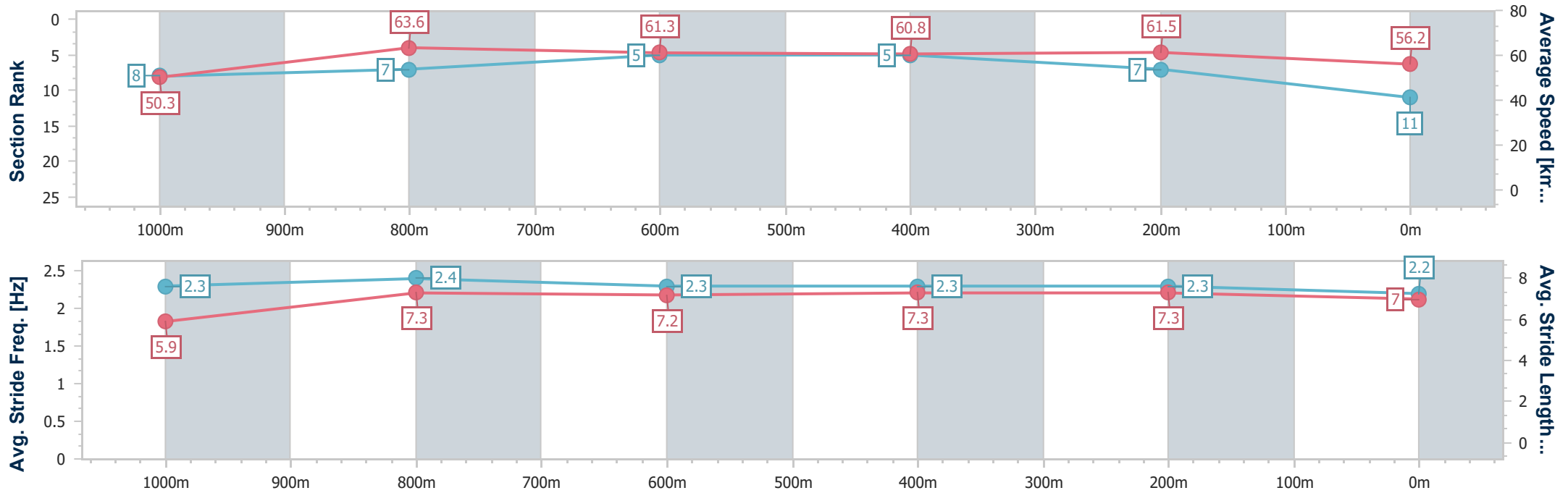
Horse/Jockey Name	Kensington's Jewel
Final Rank	11
Fastest Section Time (Section)	0:11.36 (1000m)
Top Speed [km/h] (Section)	65.5 (1000m)
Race State	Finished



Sunshine Coast QLD Professional
 Race 4: Ascent Building Solutions Maiden Plate - 1200m
 12 April 2024 - 19:32
 Track Rating: Heavy 8, Weather: Fine, Rail Position: True



Section	Overall	1000m	800m	600m	400m	200m
Section Times	1:14.27 [11] (0:14.36)	0:59.91 [8] (0:11.36)	0:48.55 [7] (0:11.97)	0:36.58 [5] (0:12.06)	0:24.52 [5] (0:11.73)	0:12.79 [7] (0:12.79)
Average Speed [km/h]	50.3	63.6	61.3	60.8	61.5	56.2
Top Speed [km/h]	64.2	65.5	63.1	62.1	62.6	59.5
Avg. Dist. to Rail [m]	5.2	2.7	3.2	2.9	4.5	3.5
Avg. Stride Freq. [Hz]	2.3	2.4	2.3	2.3	2.3	2.2
Avg. Stride Length [m]	5.9	7.3	7.2	7.3	7.3	7.0



- [] Ranking at each section and finish
- .-.- No data available at this section
- NA No data available



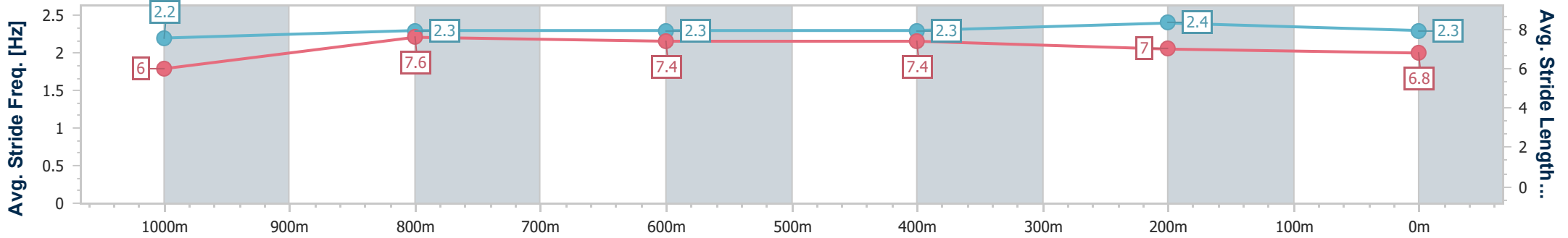
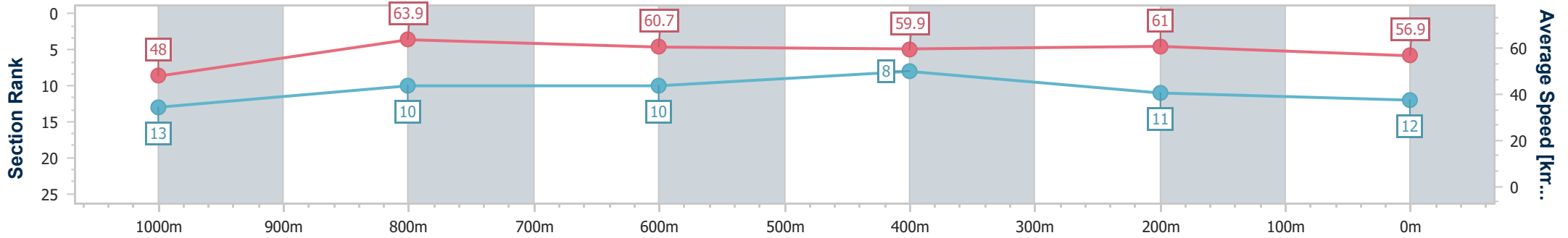
Horse/Jockey Name	Nitrogen
Final Rank	12
Fastest Section Time (Section)	0:11.24 (1000m)
Top Speed [km/h] (Section)	65.0 (1000m)
Race State	Finished



Sunshine Coast QLD Professional
 Race 4: Ascent Building Solutions Maiden Plate - 1200m
 12 April 2024 - 19:32
 Track Rating: Heavy 8, Weather: Fine, Rail Position: True



Section	Overall	1000m	800m	600m	400m	200m
Section Times	1:14.37 [12] (0:15.05)	0:59.32 [13] (0:11.24)	0:48.08 [10] (0:11.74)	0:36.34 [10] (0:11.89)	0:24.45 [8] (0:11.80)	0:12.65 [11]
Average Speed [km/h]	48.0	63.9	60.7	59.9	61.0	56.9
Top Speed [km/h]	63.9	65.0	63.5	60.8	62.1	59.4
Avg. Dist. to Rail [m]	7.7	1.2	1.8	1.8	2.4	2.0
Avg. Stride Freq. [Hz]	2.2	2.3	2.3	2.3	2.4	2.3
Avg. Stride Length [m]	6.0	7.6	7.4	7.4	7.0	6.8



- [] Ranking at each section and finish
- .-.- No data available at this section
- NA No data available



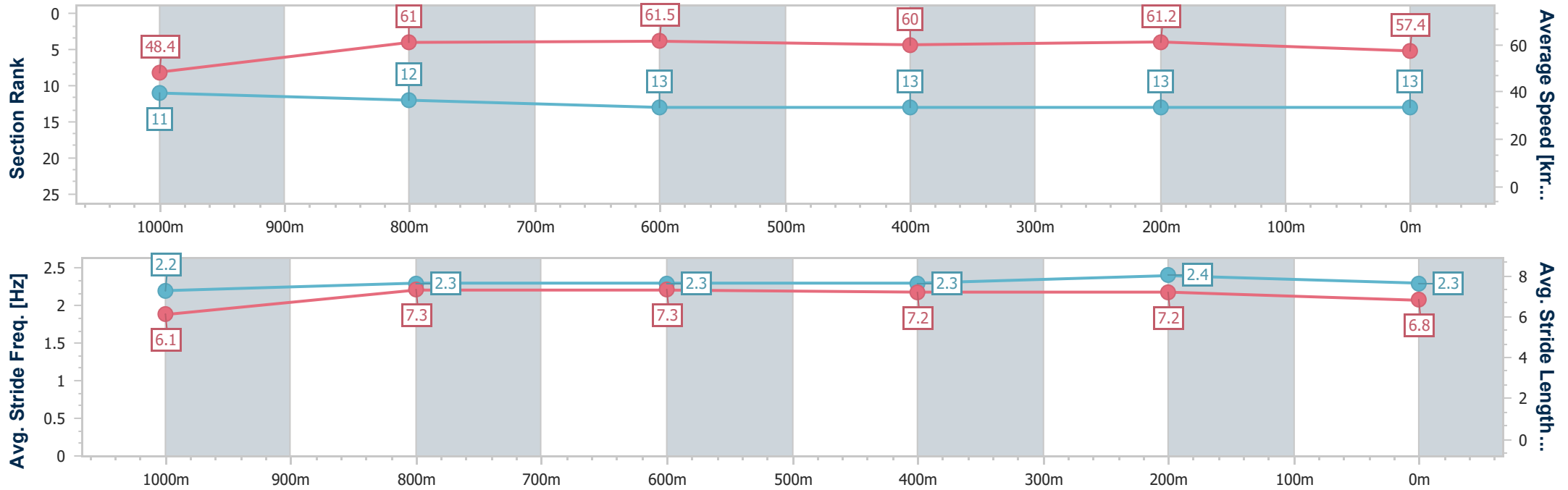
Horse/Jockey Name	Iridescence
Final Rank	13
Fastest Section Time (Section)	0:11.70 (800m)
Top Speed [km/h] (Section)	62.9 (800m)
Race State	Finished



Sunshine Coast QLD Professional
 Race 4: Ascent Building Solutions Maiden Plate - 1200m
 12 April 2024 - 19:32
 Track Rating: Heavy 8, Weather: Fine, Rail Position: True



Section	Overall	1000m	800m	600m	400m	200m
Section Times	1:14.71 [13] (0:14.82)	0:59.89 [11] (0:11.81)	0:48.08 [12] (0:11.70)	0:36.38 [13] (0:12.04)	0:24.34 [13] (0:11.79)	0:12.55 [13] (0:12.55)
Average Speed [km/h]	48.4	61.0	61.5	60.0	61.2	57.4
Top Speed [km/h]	62.4	62.4	62.9	61.2	62.2	60.8
Avg. Dist. to Rail [m]	1.1	0.4	0.4	0.9	4.6	3.5
Avg. Stride Freq. [Hz]	2.2	2.3	2.3	2.3	2.4	2.3
Avg. Stride Length [m]	6.1	7.3	7.3	7.2	7.2	6.8



- [] Ranking at each section and finish
- .-.- No data available at this section
- NA No data available



Sunshine Coast QLD Professional

Race 5: QUEENSLAND CAPITAL SOLUTIONS 3YO Handicap - 1000m

12 April 2024 - 20:00



Track Rating: Heavy 8, Weather: Fine, Rail Position: True

Section											Last 600m		
Field Times		Overall	800m	600m	400m	200m							
		0:59.11 (0:13.32)	0:45.79 (0:10.80)	0:34.99 (0:11.37)	0:23.62 (0:11.44)	0:12.18 (0:12.18)						0:34.99	
Rank	TAB	Horse/Jockey	Barrier	Top Speed [km/h]	Fastest Section							Margin	Distance Travelled [m]
1	3	CHAKRA BOY Cejay Graham	3	67.4 800m	0:10.86 800m	0:59.11 [1] (0:13.56)	0:45.55 [2] (0:10.86)	0:34.69 [3] (0:11.15)	0:23.54 [2] (0:11.36)	0:12.18 [1] (0:12.18)	0:59.11	0:34.69	
2	1	BOLD COMIC Nikita Beriman	1	68.1 800m	0:10.72 800m	0:59.21 [2] (0:13.87)	0:45.34 [6] (0:10.72)	0:34.62 [6] (0:11.22)	0:23.40 [5] (0:11.19)	0:12.21 [2] (0:12.21)	0.5L	0:34.62	+5
3	4	BONDED AFFAIR Cody Collis	4	68.6 800m	0:10.82 800m	0:59.25 [3] (0:14.01)	0:45.24 [9] (0:10.82)	0:34.42 [9] (0:11.22)	0:23.20 [8] (0:11.19)	0:12.01 [5] (0:12.01)	0.7L	0:34.42	+7
4	7	KING YOSHI James Orman	7	67.2 800m	0:10.96 800m	0:59.51 [4] (0:14.06)	0:45.45 [10] (0:10.96)	0:34.49 [10] (0:11.14)	0:23.35 [10] (0:11.32)	0:12.03 [9] (0:12.03)	2.2L	0:34.49	+4
5	6	KING OF THE JUNGLE Justin Huxtable	6	67.7 800m	0:10.86 800m	0:59.62 [5] (0:13.90)	0:45.72 [8] (0:10.86)	0:34.86 [7] (0:11.16)	0:23.70 [7] (0:11.25)	0:12.45 [4] (0:12.45)	2.7L	0:34.86	+3
6	10	DAYU Michael Rodd	10	67.6 600m	0:10.97 800m	0:59.73 [6] (0:14.15)	0:45.58 [11] (0:10.97)	0:34.61 [11] (0:11.12)	0:23.49 [11] (0:11.29)	0:12.20 [10] (0:12.20)	3.2L	0:34.61	+7
7	8	SLIPPIN' JIMMY Kyle Wilson-Taylor	8	68.4 800m	0:10.75 800m	0:59.75 [7] (0:13.76)	0:45.99 [5] (0:10.75)	0:35.24 [4] (0:11.18)	0:24.06 [3] (0:11.64)	0:12.42 [8] (0:12.42)	3.3L	0:35.24	+3
8	11	AKEMI Jim Byrne	11	69.9 800m	0:10.64 800m	0:59.80 [8] (0:13.75)	0:46.05 [4] (0:10.64)	0:35.41 [2] (0:11.31)	0:24.10 [4] (0:11.46)	0:12.64 [3] (0:12.64)	3.5L	0:35.41	+5
9	2	DRUMS OF WAR Vlad Duric	2	67.2 800m	0:10.99 800m	1:00.28 [9] (0:13.57)	0:46.71 [3] (0:10.99)	0:35.72 [5] (0:11.26)	0:24.46 [6] (0:11.50)	0:12.96 [7] (0:12.96)	6.3L	0:35.72	+6
10	5	BOOMING LAD Damien Thornton	5	67.2 800m	0:10.92 800m	1:00.40 [10] (0:13.89)	0:46.51 [7] (0:10.92)	0:35.59 [8] (0:11.30)	0:24.29 [9] (0:11.54)	0:12.75 [11] (0:12.75)	6.8L	0:35.59	+2

Scratched: Frozen Miss (#12), Within Reason (#9), Yemean (#13)

[] Ranking at each section and finish
 -:-:- No data available at this section
 NA No data available

SCN Saddle cloth number
 DNF Did not finish
 DNT Did not track



Sunshine Coast QLD Professional
Race 5: QUEENSLAND CAPITAL SOLUTIONS 3YO Handicap - 1000m
 12 April 2024 - 20:00



Track Rating: Heavy 8, Weather: Fine, Rail Position: True

Section		Overall	800m	600m	400m	200m	Last 600m					
Field Times		0:59.11 (0:13.32)	0:45.79 (0:10.80)	0:34.99 (0:11.37)	0:23.62 (0:11.44)	0:12.18 (0:12.18)	0:34.99					
Rank	TAB Horse/Jockey	Barrier	Top Speed [km/h]	Fastest Section	Margin			Distance Travelled [m]				
11	14 SAY WHEN SUTTY Madeleine Wishart	14	68.8 800m	0:10.80 800m	1:00.50 [11] (0:13.32)	0:47.18 [1] (0:10.80)	0:36.38 [1] (0:11.37)	0:25.01 [1] (0:11.75)	0:13.26 [6] (0:13.26)	7.3L	0:36.38	+4

Scratched: Frozen Miss (#12), Within Reason (#9), Yemean (#13)

[] Ranking at each section and finish
 -:-:- No data available at this section
 NA No data available

SCN Saddle cloth number
 DNF Did not finish
 DNT Did not track



Horse/Jockey Name	Chakra Boy
Final Rank	1
Fastest Section Time (Section)	0:10.86 (800m)
Top Speed [km/h] (Section)	67.4 (800m)
Race State	Finished



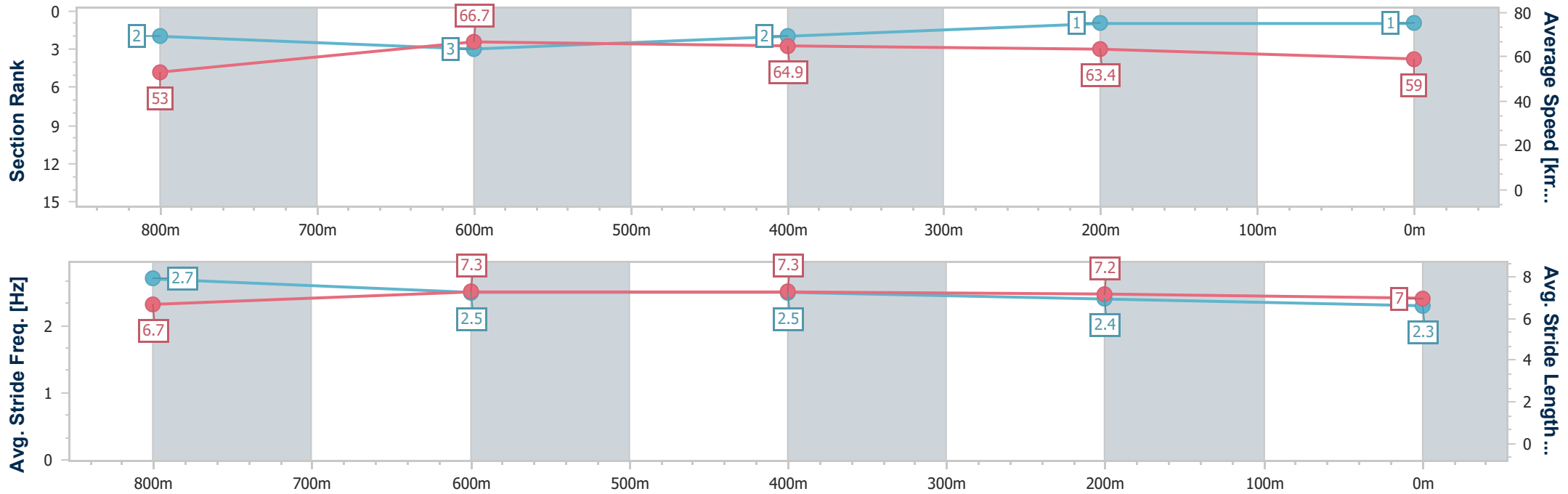
Sunshine Coast QLD Professional
Race 5: QUEENSLAND CAPITAL SOLUTIONS 3YO Handicap - 1000m



12 April 2024 - 20:00

Track Rating: Heavy 8, Weather: Fine, Rail Position: True

Section	Overall	800m	600m	400m	200m
Section Times	0:59.11 [1] (0:13.56)	0:45.55 [2] (0:10.86)	0:34.69 [3] (0:11.15)	0:23.54 [2] (0:11.36)	0:12.18 [1] (0:12.18)
Average Speed [km/h]	53.0	66.7	64.9	63.4	59.0
Top Speed [km/h]	66.9	67.4	66.2	64.7	63.2
Avg. Dist. to Rail [m]	9.3	1.9	0.7	5.5	9.3
Avg. Stride Freq. [Hz]	2.7	2.5	2.5	2.4	2.3
Avg. Stride Length [m]	6.7	7.3	7.3	7.2	7.0



- [] Ranking at each section and finish
- .-.- No data available at this section
- NA No data available



Horse/Jockey Name	Bold Comic
Final Rank	2
Fastest Section Time (Section)	0:10.72 (800m)
Top Speed [km/h] (Section)	68.1 (800m)
Race State	Finished



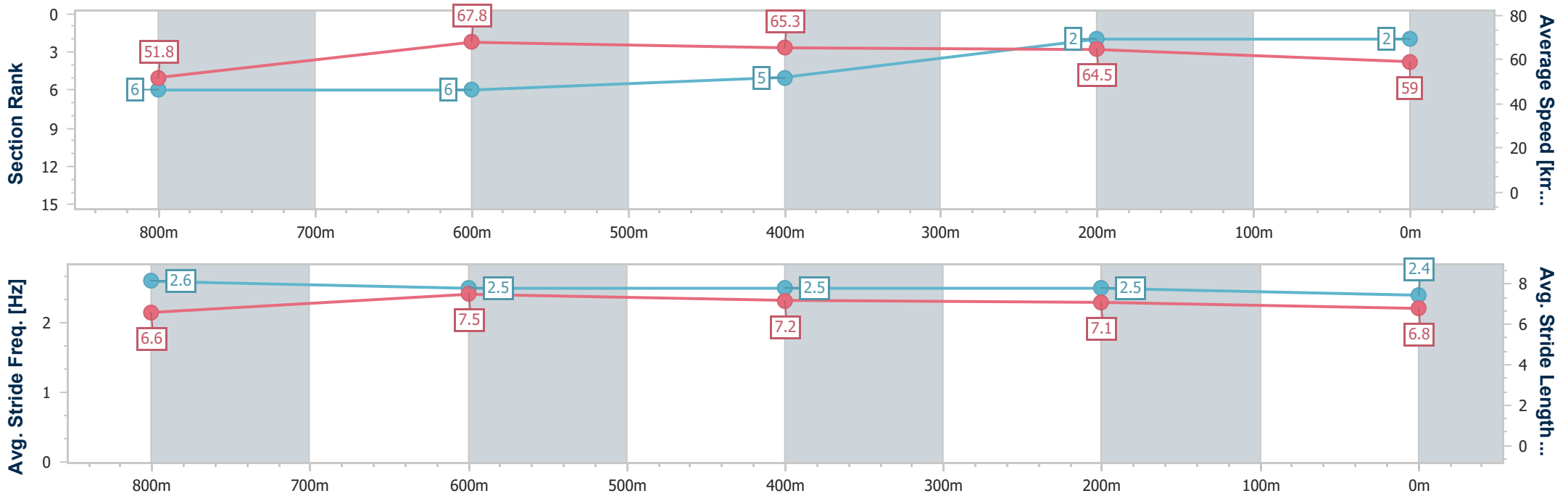
Sunshine Coast QLD Professional
Race 5: QUEENSLAND CAPITAL SOLUTIONS 3YO Handicap - 1000m



12 April 2024 - 20:00

Track Rating: Heavy 8, Weather: Fine, Rail Position: True

Section	Overall	800m	600m	400m	200m
Section Times	0:59.21 [2] (0:13.87)	0:45.34 [6] (0:10.72)	0:34.62 [6] (0:11.22)	0:23.40 [5] (0:11.19)	0:12.21 [2] (0:12.21)
Average Speed [km/h]	51.8	67.8	65.3	64.5	59.0
Top Speed [km/h]	67.1	68.1	66.7	66.1	62.5
Avg. Dist. to Rail [m]	6.4	2.7	3.6	9.0	9.2
Avg. Stride Freq. [Hz]	2.6	2.5	2.5	2.5	2.4
Avg. Stride Length [m]	6.6	7.5	7.2	7.1	6.8



- [] Ranking at each section and finish
- .-.- No data available at this section
- NA No data available



Horse/Jockey Name	Bonded Affair
Final Rank	3
Fastest Section Time (Section)	0:10.82 (800m)
Top Speed [km/h] (Section)	68.6 (800m)
Race State	Finished



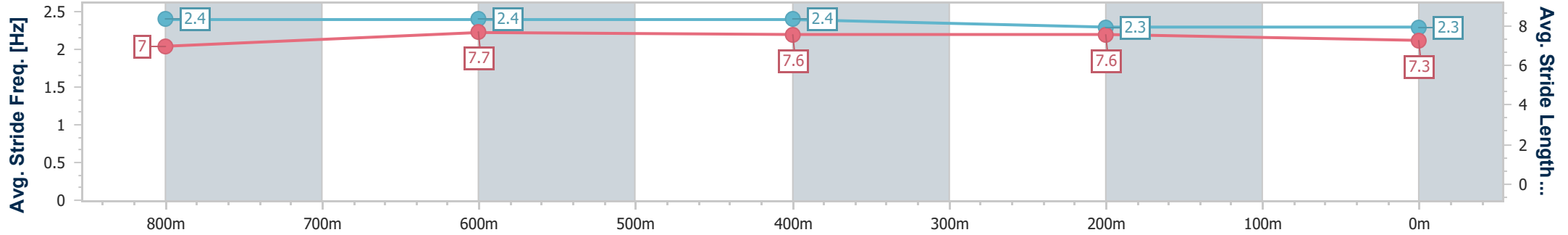
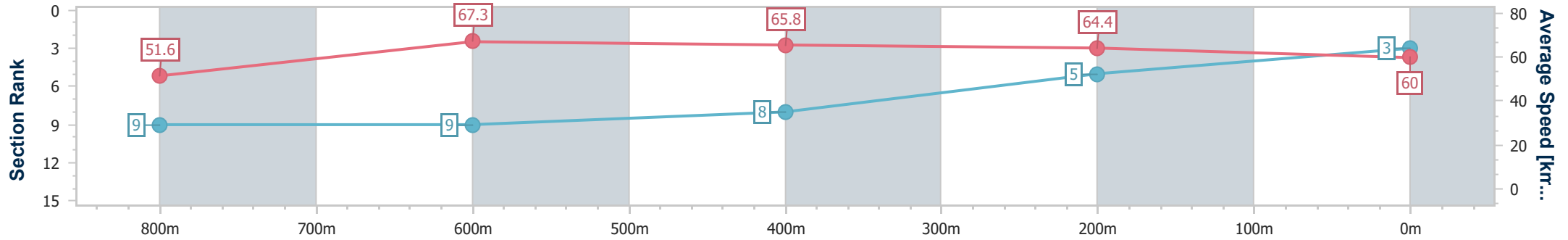
Sunshine Coast QLD Professional
Race 5: QUEENSLAND CAPITAL SOLUTIONS 3YO Handicap - 1000m



12 April 2024 - 20:00

Track Rating: Heavy 8, Weather: Fine, Rail Position: True

Section	Overall	800m	600m	400m	200m
Section Times	0:59.25 [3] (0:14.01)	0:45.24 [9] (0:10.82)	0:34.42 [9] (0:11.22)	0:23.20 [8] (0:11.19)	0:12.01 [5] (0:12.01)
Average Speed [km/h]	51.6	67.3	65.8	64.4	60.0
Top Speed [km/h]	67.2	68.6	66.7	65.5	62.9
Avg. Dist. to Rail [m]	3.9	3.1	4.4	8.9	11.5
Avg. Stride Freq. [Hz]	2.4	2.4	2.4	2.3	2.3
Avg. Stride Length [m]	7.0	7.7	7.6	7.6	7.3



- [] Ranking at each section and finish
- .-.- No data available at this section
- NA No data available



Horse/Jockey Name	King Yoshi
Final Rank	4
Fastest Section Time (Section)	0:10.96 (800m)
Top Speed [km/h] (Section)	67.2 (800m)
Race State	Finished



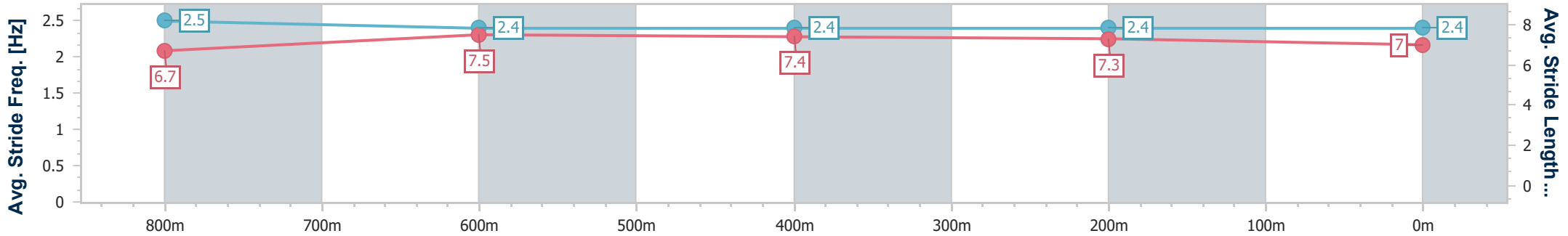
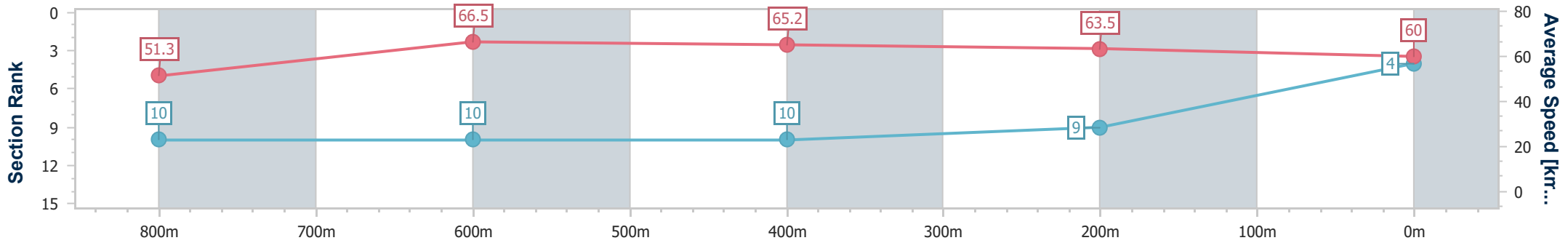
Sunshine Coast QLD Professional
Race 5: QUEENSLAND CAPITAL SOLUTIONS 3YO Handicap - 1000m



12 April 2024 - 20:00

Track Rating: Heavy 8, Weather: Fine, Rail Position: True

Section	Overall	800m	600m	400m	200m
Section Times	0:59.51 [4] (0:14.06)	0:45.45 [10] (0:10.96)	0:34.49 [10] (0:11.14)	0:23.35 [10] (0:11.32)	0:12.03 [9] (0:12.03)
Average Speed [km/h]	51.3	66.5	65.2	63.5	60.0
Top Speed [km/h]	66.3	67.2	66.4	65.7	61.7
Avg. Dist. to Rail [m]	5.1	2.8	1.8	7.2	12.4
Avg. Stride Freq. [Hz]	2.5	2.4	2.4	2.4	2.4
Avg. Stride Length [m]	6.7	7.5	7.4	7.3	7.0



- [] Ranking at each section and finish
- .-.- No data available at this section
- NA No data available



Horse/Jockey Name	King Of The Jungle
Final Rank	5
Fastest Section Time (Section)	0:10.86 (800m)
Top Speed [km/h] (Section)	67.7 (800m)
Race State	Finished



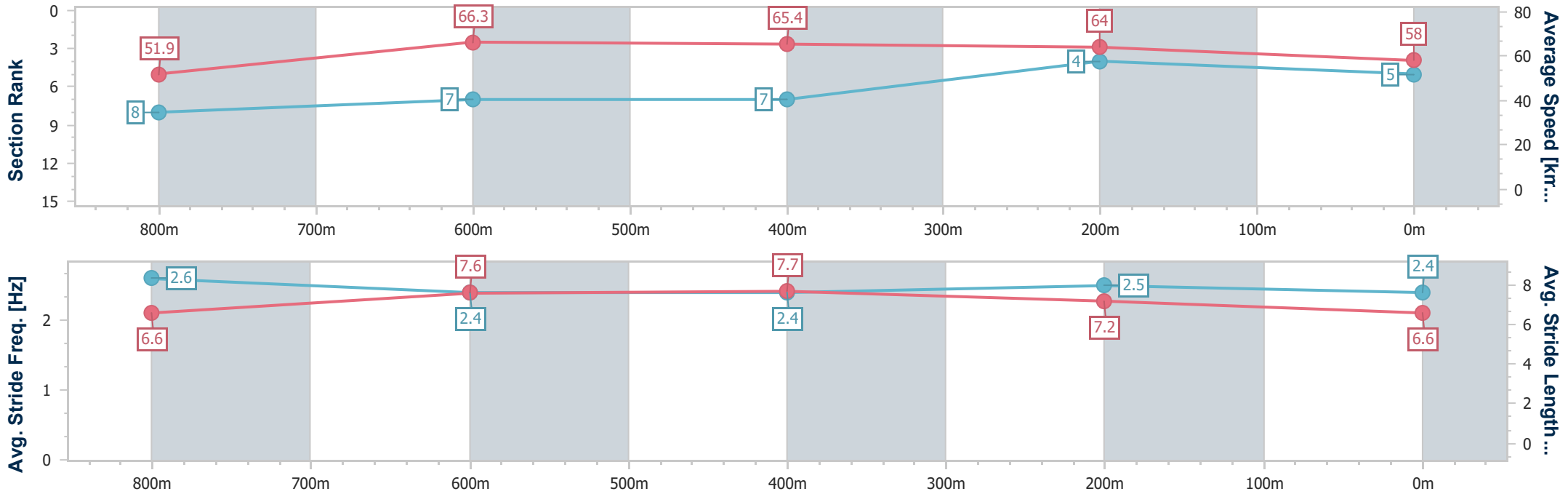
Sunshine Coast QLD Professional
Race 5: QUEENSLAND CAPITAL SOLUTIONS 3YO Handicap - 1000m



12 April 2024 - 20:00

Track Rating: Heavy 8, Weather: Fine, Rail Position: True

Section	Overall	800m	600m	400m	200m
Section Times	0:59.62 [5] (0:13.90)	0:45.72 [8] (0:10.86)	0:34.86 [7] (0:11.16)	0:23.70 [7] (0:11.25)	0:12.45 [4] (0:12.45)
Average Speed [km/h]	51.9	66.3	65.4	64.0	58.0
Top Speed [km/h]	66.2	67.7	66.2	65.7	62.1
Avg. Dist. to Rail [m]	4.9	1.5	2.3	6.2	6.7
Avg. Stride Freq. [Hz]	2.6	2.4	2.4	2.5	2.4
Avg. Stride Length [m]	6.6	7.6	7.7	7.2	6.6



- [] Ranking at each section and finish
- .-.- No data available at this section
- NA No data available



Horse/Jockey Name	Dayu
Final Rank	6
Fastest Section Time (Section)	0:10.97 (800m)
Top Speed [km/h] (Section)	67.6 (600m)
Race State	Finished



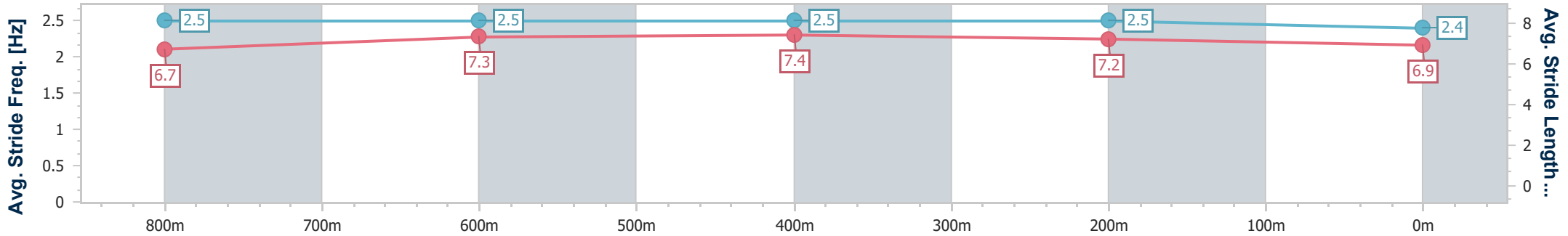
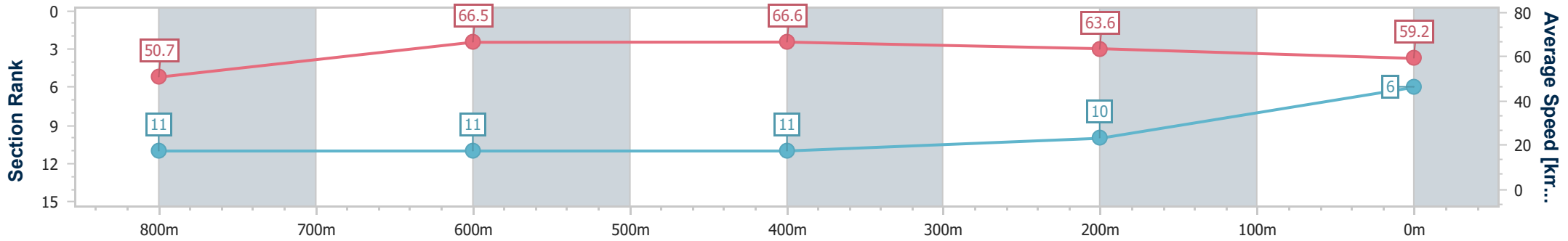
Sunshine Coast QLD Professional
Race 5: QUEENSLAND CAPITAL SOLUTIONS 3YO Handicap - 1000m



12 April 2024 - 20:00

Track Rating: Heavy 8, Weather: Fine, Rail Position: True

Section	Overall	800m	600m	400m	200m
Section Times	0:59.73 [6] (0:14.15)	0:45.58 [11] (0:10.97)	0:34.61 [11] (0:11.12)	0:23.49 [11] (0:11.29)	0:12.20 [10] (0:12.20)
Average Speed [km/h]	50.7	66.5	66.6	63.6	59.2
Top Speed [km/h]	64.8	67.4	67.6	64.7	61.7
Avg. Dist. to Rail [m]	3.1	3.1	4.3	12.2	16.8
Avg. Stride Freq. [Hz]	2.5	2.5	2.5	2.5	2.4
Avg. Stride Length [m]	6.7	7.3	7.4	7.2	6.9



- [] Ranking at each section and finish
- .-.- No data available at this section
- NA No data available



Horse/Jockey Name	Slippin' Jimmy
Final Rank	7
Fastest Section Time (Section)	0:10.75 (800m)
Top Speed [km/h] (Section)	68.4 (800m)
Race State	Finished



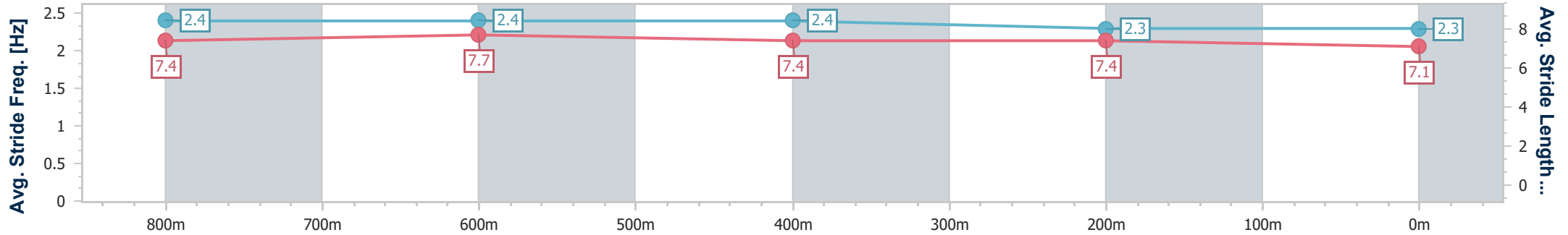
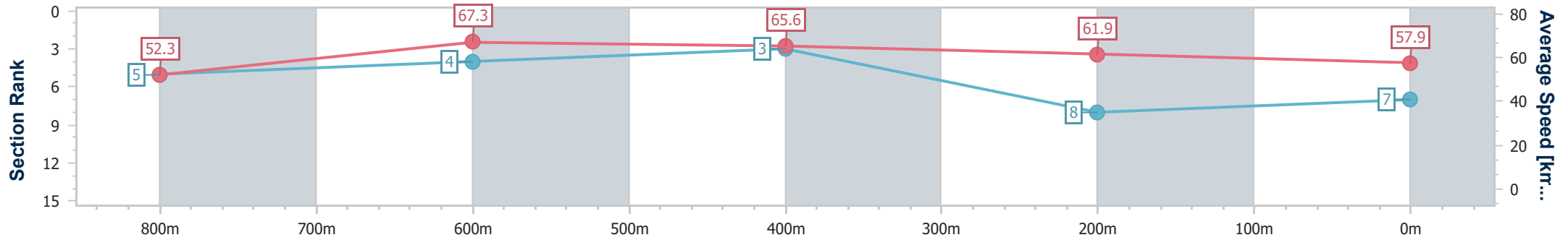
Sunshine Coast QLD Professional
Race 5: QUEENSLAND CAPITAL SOLUTIONS 3YO Handicap - 1000m



12 April 2024 - 20:00

Track Rating: Heavy 8, Weather: Fine, Rail Position: True

Section	Overall	800m	600m	400m	200m
Section Times	0:59.75 [7] (0:13.76)	0:45.99 [5] (0:10.75)	0:35.24 [4] (0:11.18)	0:24.06 [3] (0:11.64)	0:12.42 [8] (0:12.42)
Average Speed [km/h]	52.3	67.3	65.6	61.9	57.9
Top Speed [km/h]	67.0	68.4	67.1	63.9	59.9
Avg. Dist. to Rail [m]	4.5	1.6	3.0	7.3	8.8
Avg. Stride Freq. [Hz]	2.4	2.4	2.4	2.3	2.3
Avg. Stride Length [m]	7.4	7.7	7.4	7.4	7.1



- [] Ranking at each section and finish
- .-.- No data available at this section
- NA No data available



Horse/Jockey Name	Akemi
Final Rank	8
Fastest Section Time (Section)	0:10.64 (800m)
Top Speed [km/h] (Section)	69.9 (800m)
Race State	Finished



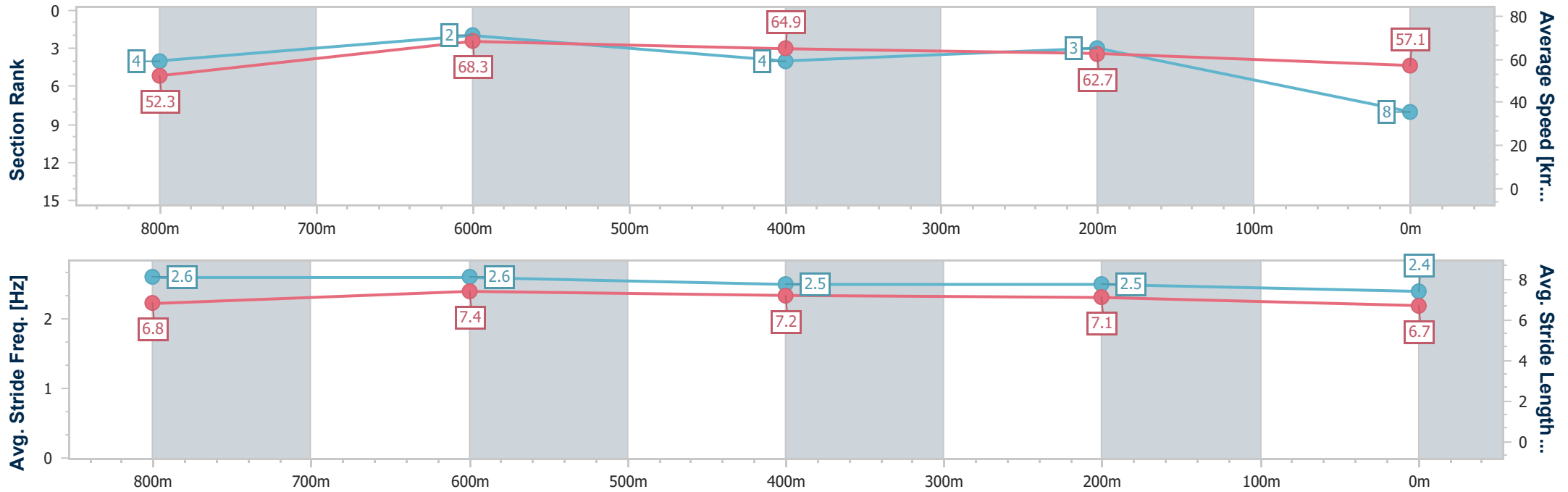
Sunshine Coast QLD Professional
Race 5: QUEENSLAND CAPITAL SOLUTIONS 3YO Handicap - 1000m



12 April 2024 - 20:00

Track Rating: Heavy 8, Weather: Fine, Rail Position: True

Section	Overall	800m	600m	400m	200m
Section Times	0:59.80 [8] (0:13.75)	0:46.05 [4] (0:10.64)	0:35.41 [2] (0:11.31)	0:24.10 [4] (0:11.46)	0:12.64 [3] (0:12.64)
Average Speed [km/h]	52.3	68.3	64.9	62.7	57.1
Top Speed [km/h]	68.8	69.9	66.5	64.7	61.0
Avg. Dist. to Rail [m]	9.7	2.7	3.3	6.9	8.3
Avg. Stride Freq. [Hz]	2.6	2.6	2.5	2.5	2.4
Avg. Stride Length [m]	6.8	7.4	7.2	7.1	6.7



- [] Ranking at each section and finish
- .-.- No data available at this section
- NA No data available



Horse/Jockey Name	Drums Of War
Final Rank	9
Fastest Section Time (Section)	0:10.99 (800m)
Top Speed [km/h] (Section)	67.2 (800m)
Race State	Finished



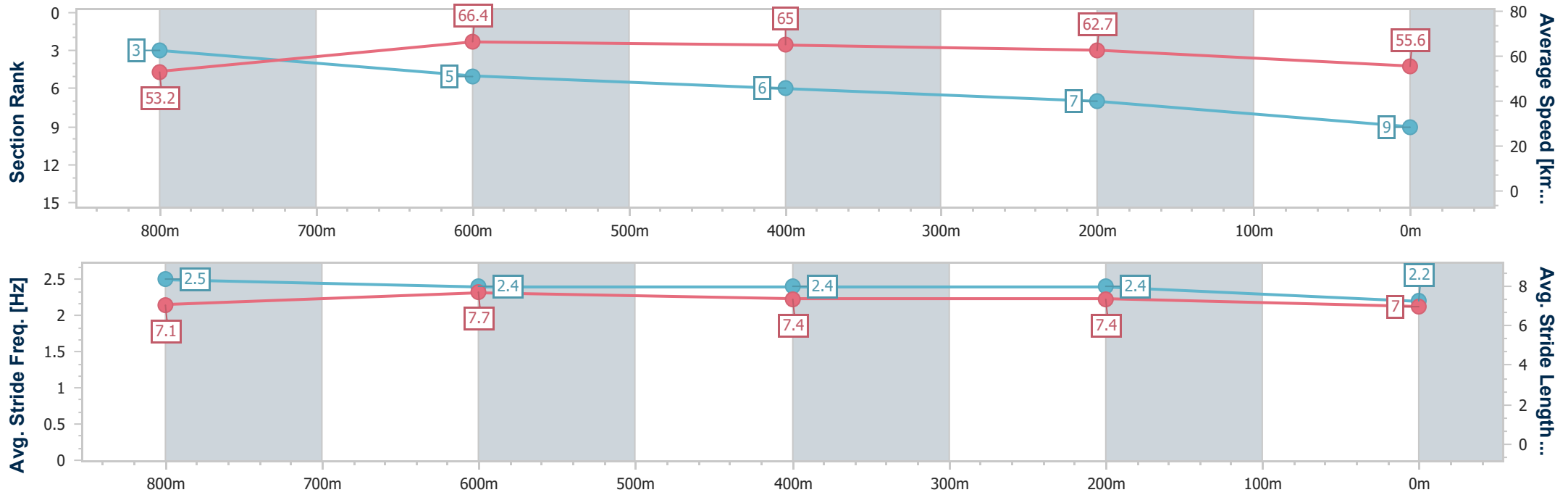
Sunshine Coast QLD Professional
Race 5: QUEENSLAND CAPITAL SOLUTIONS 3YO Handicap - 1000m



12 April 2024 - 20:00

Track Rating: Heavy 8, Weather: Fine, Rail Position: True

Section	Overall	800m	600m	400m	200m
Section Times	1:00.28 [9] (0:13.57)	0:46.71 [3] (0:10.99)	0:35.72 [5] (0:11.26)	0:24.46 [6] (0:11.50)	0:12.96 [7] (0:12.96)
Average Speed [km/h]	53.2	66.4	65.0	62.7	55.6
Top Speed [km/h]	66.7	67.2	65.9	64.8	59.8
Avg. Dist. to Rail [m]	8.5	3.8	3.1	8.5	10.8
Avg. Stride Freq. [Hz]	2.5	2.4	2.4	2.4	2.2
Avg. Stride Length [m]	7.1	7.7	7.4	7.4	7.0



- [] Ranking at each section and finish
- .-.- No data available at this section
- NA No data available



Horse/Jockey Name	Booming Lad
Final Rank	10
Fastest Section Time (Section)	0:10.92 (800m)
Top Speed [km/h] (Section)	67.2 (800m)
Race State	Finished



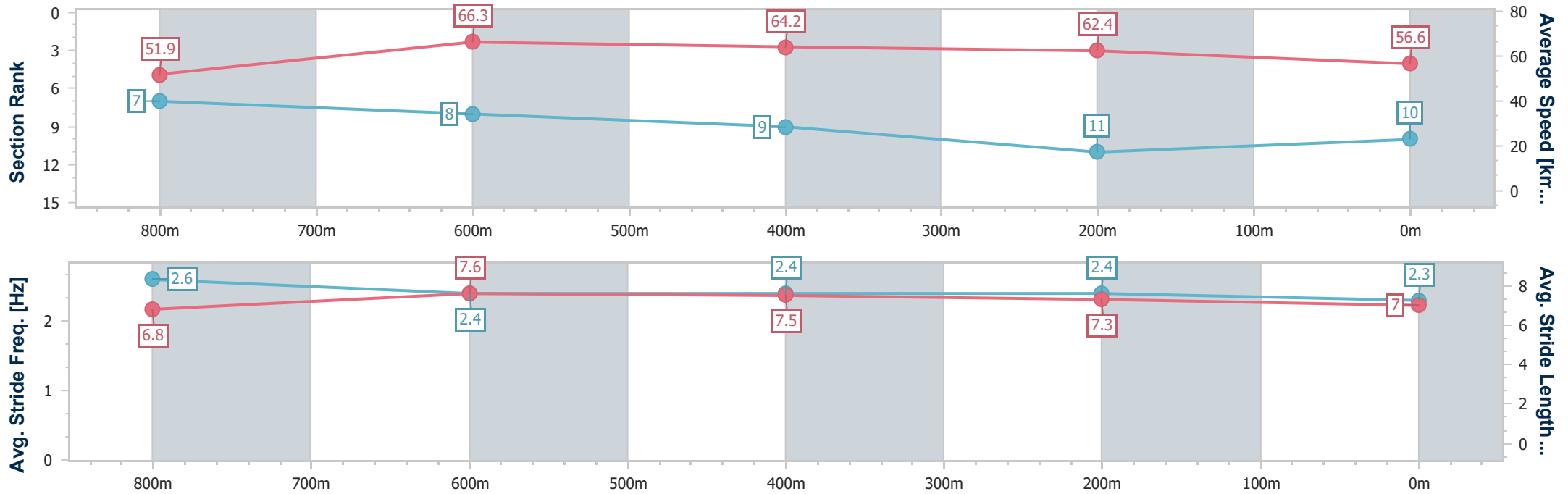
Sunshine Coast QLD Professional
Race 5: QUEENSLAND CAPITAL SOLUTIONS 3YO Handicap - 1000m



12 April 2024 - 20:00

Track Rating: Heavy 8, Weather: Fine, Rail Position: True

Section	Overall	800m	600m	400m	200m
Section Times	1:00.40 [10] (0:13.89)	0:46.51 [7] (0:10.92)	0:35.59 [8] (0:11.30)	0:24.29 [9] (0:11.54)	0:12.75 [11] (0:12.75)
Average Speed [km/h]	51.9	66.3	64.2	62.4	56.6
Top Speed [km/h]	64.9	67.2	65.6	64.0	59.8
Avg. Dist. to Rail [m]	3.7	1.9	1.7	5.7	8.7
Avg. Stride Freq. [Hz]	2.6	2.4	2.4	2.4	2.3
Avg. Stride Length [m]	6.8	7.6	7.5	7.3	7.0



- [] Ranking at each section and finish
- .-.- No data available at this section
- NA No data available



Horse/Jockey Name	Say When Suttly
Final Rank	11
Fastest Section Time (Section)	0:10.80 (800m)
Top Speed [km/h] (Section)	68.8 (800m)
Race State	Finished



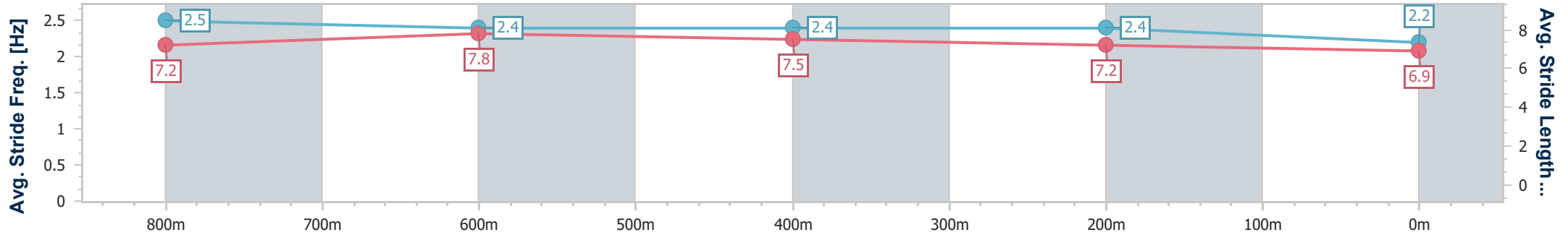
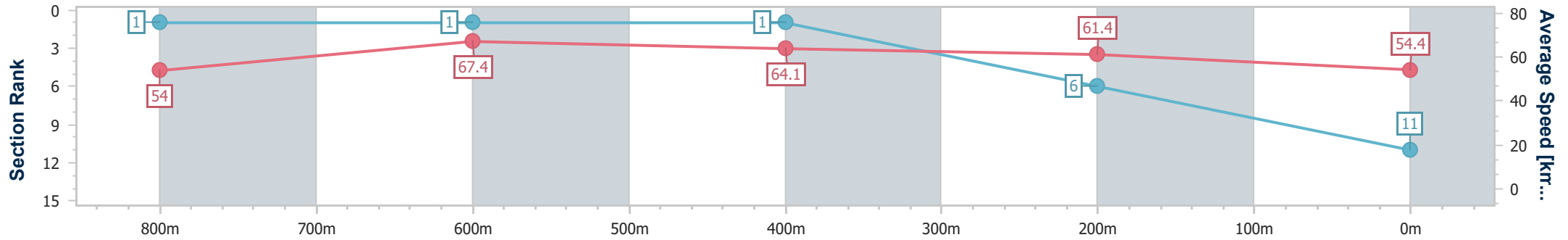
Sunshine Coast QLD Professional
Race 5: QUEENSLAND CAPITAL SOLUTIONS 3YO Handicap - 1000m



12 April 2024 - 20:00

Track Rating: Heavy 8, Weather: Fine, Rail Position: True

Section	Overall	800m	600m	400m	200m
Section Times	1:00.50 [11] (0:13.32)	0:47.18 [1] (0:10.80)	0:36.38 [1] (0:11.37)	0:25.01 [1] (0:11.75)	0:13.26 [6] (0:13.26)
Average Speed [km/h]	54.0	67.4	64.1	61.4	54.4
Top Speed [km/h]	68.6	68.8	67.0	63.5	58.7
Avg. Dist. to Rail [m]	10.1	3.1	2.6	7.9	9.3
Avg. Stride Freq. [Hz]	2.5	2.4	2.4	2.4	2.2
Avg. Stride Length [m]	7.2	7.8	7.5	7.2	6.9



- [] Ranking at each section and finish
- .-.- No data available at this section
- NA No data available



Sunshine Coast QLD Professional

Race 6: North Coast Boating Class 1 Plate - 1000m

12 April 2024 - 20:31



Track Rating: Heavy 8, Weather: Fine, Rail Position: True

Section		Overall	800m	600m	400m	200m	Last 600m					
Field Times		1:00.32 (0:14.08)	0:46.24 (0:11.42)	0:34.82 (0:11.36)	0:23.46 (0:11.37)	0:12.09 (0:12.09)	0:34.82					
Rank	TAB Horse/Jockey	Barrier	Top Speed [km/h]	Fastest Section	Margin					Distance Travelled [m]		
1	8 MALTALI Adin Thompson	8	68.7 400m	0:10.88 400m	1:00.32 [1] (0:14.56)	0:45.76 [5] (0:11.44)	0:34.32 [6] (0:11.36)	0:22.96 [5] (0:10.88)	0:12.08 [2] (0:12.08)	1:00.32	0:34.32	
2	14 O'POLLY Georgina Cartwright	14	66.6 600m	0:11.13 400m	1:00.35 [2] (0:14.41)	0:45.94 [3] (0:11.43)	0:34.51 [4] (0:11.26)	0:23.25 [3] (0:11.13)	0:12.12 [1] (0:12.12)	0.1L	0:34.51	+2
3	2 GALLERY MASTER Gregory Walters	2	65.8 800m	0:11.36 600m	1:00.54 [3] (0:14.08)	0:46.46 [1] (0:11.42)	0:35.04 [1] (0:11.36)	0:23.68 [1] (0:11.40)	0:12.28 [3] (0:12.28)	1.1L	0:35.04	+1
3	15 YEMEAN Kyle Wilson-Taylor	15	66.1 600m	0:11.28 400m	1:00.54 [3] (0:14.33)	0:46.21 [2] (0:11.46)	0:34.75 [3] (0:11.41)	0:23.34 [4] (0:11.28)	0:12.06 [5] (0:12.06)	1.1L	0:34.75	+4
5	10 TAWFIQ STAR Damien Thornton	10	65.5 600m	0:11.22 800m	1:00.86 [5] (0:14.41)	0:46.45 [4] (0:11.22)	0:35.23 [2] (0:11.24)	0:23.99 [2] (0:11.42)	0:12.57 [4] (0:12.57)	2.9L	0:35.23	-2
6	11 EVERLASTING STARS Justin Huxtable	11	66.7 400m	0:11.19 400m	1:01.40 [6] (0:14.71)	0:46.69 [6] (0:11.27)	0:35.42 [5] (0:11.40)	0:24.02 [6] (0:11.19)	0:12.83 [6] (0:12.83)	5.9L	0:35.42	+1

Scratched: Curry Legend (#1), Girramay (#3), Iron Power (#5), Akemi (#13), Final Selection (#12), King Of The Jungle (#6), Slippin' Jimmy (#9), Dayu (#4), King Yoshi (#7)

[] Ranking at each section and finish
 -:-:- No data available at this section
 NA No data available

SCN Saddle cloth number
 DNF Did not finish
 DNT Did not track



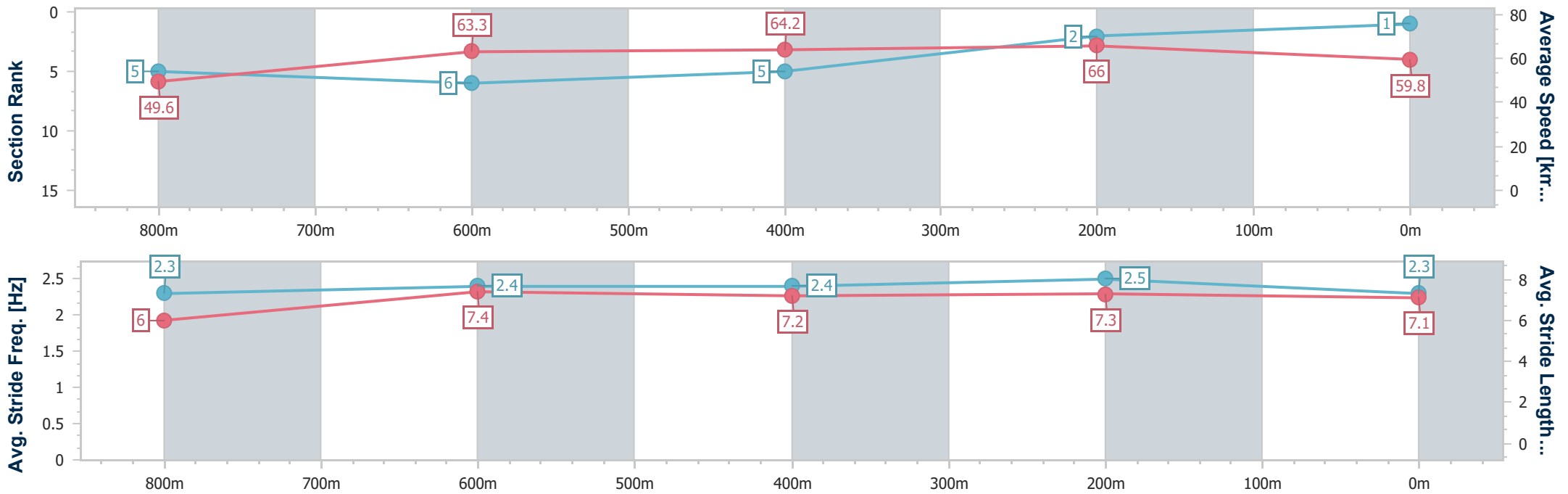
Horse/Jockey Name	Maltali
Final Rank	1
Fastest Section Time (Section)	0:10.88 (400m)
Top Speed [km/h] (Section)	68.7 (400m)
Race State	Finished



Sunshine Coast QLD Professional
 Race 6: North Coast Boating Class 1 Plate - 1000m
 12 April 2024 - 20:31
 Track Rating: Heavy 8, Weather: Fine, Rail Position: True



Section	Overall	800m	600m	400m	200m
Section Times	1:00.32 [1] (0:14.56)	0:45.76 [5] (0:11.44)	0:34.32 [6] (0:11.36)	0:22.96 [5] (0:10.88)	0:12.08 [2] (0:12.08)
Average Speed [km/h]	49.6	63.3	64.2	66.0	59.8
Top Speed [km/h]	63.4	64.8	65.2	68.7	64.0
Avg. Dist. to Rail [m]	4.5	2.0	2.4	8.2	11.2
Avg. Stride Freq. [Hz]	2.3	2.4	2.4	2.5	2.3
Avg. Stride Length [m]	6.0	7.4	7.2	7.3	7.1



- [] Ranking at each section and finish
- .-.- No data available at this section
- NA No data available



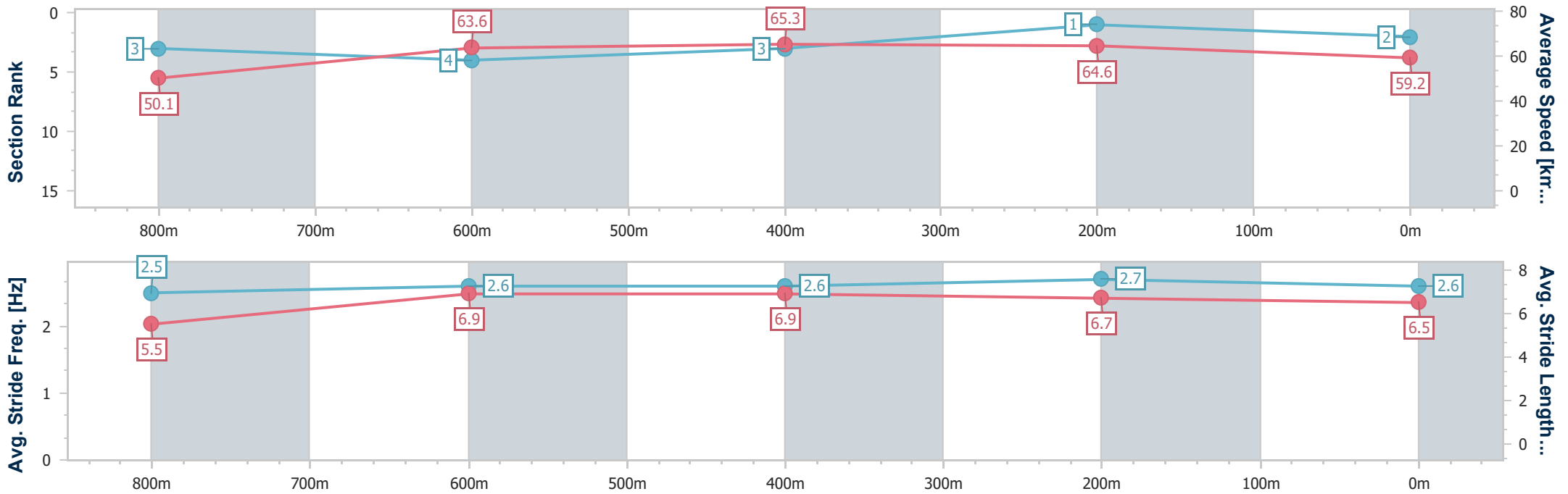
Horse/Jockey Name	O'polly
Final Rank	2
Fastest Section Time (Section)	0:11.13 (400m)
Top Speed [km/h] (Section)	66.6 (600m)
Race State	Finished



Sunshine Coast QLD Professional
 Race 6: North Coast Boating Class 1 Plate - 1000m
 12 April 2024 - 20:31
 Track Rating: Heavy 8, Weather: Fine, Rail Position: True



Section	Overall	800m	600m	400m	200m
Section Times	1:00.35 [2] (0:14.41)	0:45.94 [3] (0:11.43)	0:34.51 [4] (0:11.26)	0:23.25 [3] (0:11.13)	0:12.12 [1] (0:12.12)
Average Speed [km/h]	50.1	63.6	65.3	64.6	59.2
Top Speed [km/h]	63.4	65.3	66.6	65.9	63.2
Avg. Dist. to Rail [m]	8.2	3.8	3.4	6.3	7.7
Avg. Stride Freq. [Hz]	2.5	2.6	2.6	2.7	2.6
Avg. Stride Length [m]	5.5	6.9	6.9	6.7	6.5



- [] Ranking at each section and finish
- .-.- No data available at this section
- NA No data available



Horse/Jockey Name	Gallery Master
Final Rank	3
Fastest Section Time (Section)	0:11.36 (600m)
Top Speed [km/h] (Section)	65.8 (800m)
Race State	Finished



Sunshine Coast QLD Professional

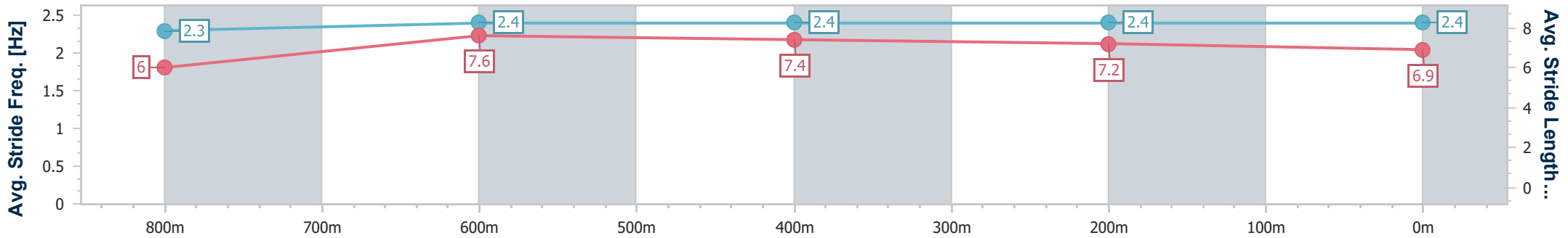
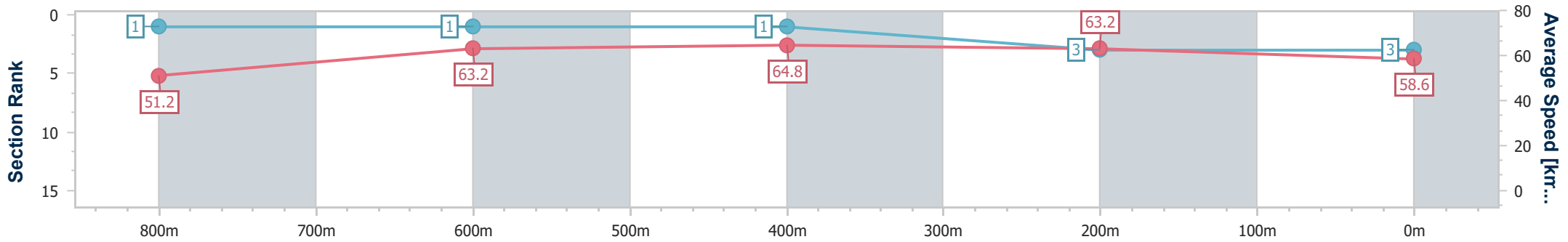
Race 6: North Coast Boating Class 1 Plate - 1000m



12 April 2024 - 20:31

Track Rating: Heavy 8, Weather: Fine, Rail Position: True

Section	Overall	800m	600m	400m	200m
Section Times	1:00.54 [3] (0:14.08)	0:46.46 [1] (0:11.42)	0:35.04 [1] (0:11.36)	0:23.68 [1] (0:11.40)	0:12.28 [3] (0:12.28)
Average Speed [km/h]	51.2	63.2	64.8	63.2	58.6
Top Speed [km/h]	62.8	65.8	65.8	64.8	61.3
Avg. Dist. to Rail [m]	6.6	1.9	3.5	5.3	5.8
Avg. Stride Freq. [Hz]	2.3	2.4	2.4	2.4	2.4
Avg. Stride Length [m]	6.0	7.6	7.4	7.2	6.9



- [] Ranking at each section and finish
- .-.- No data available at this section
- NA No data available



Horse/Jockey Name	Yemean
Final Rank	3
Fastest Section Time (Section)	0:11.28 (400m)
Top Speed [km/h] (Section)	66.1 (600m)
Race State	Finished



Sunshine Coast QLD Professional

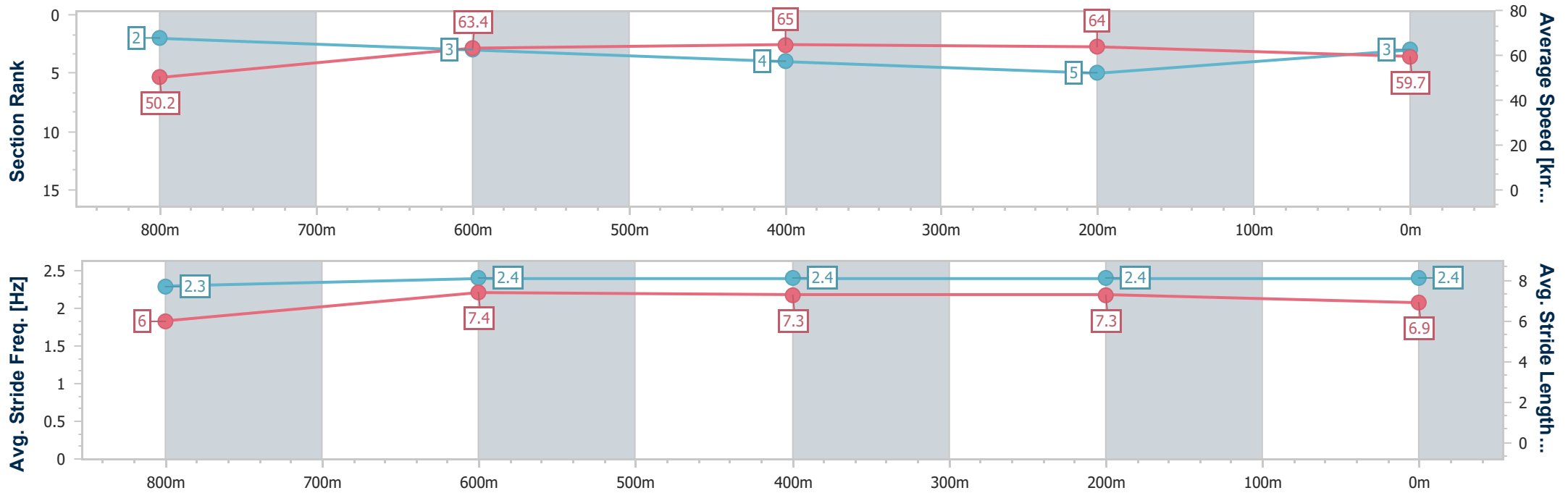
Race 6: North Coast Boating Class 1 Plate - 1000m

12 April 2024 - 20:31

Track Rating: Heavy 8, Weather: Fine, Rail Position: True



Section	Overall	800m	600m	400m	200m
Section Times	1:00.54 [3] (0:14.33)	0:46.21 [2] (0:11.46)	0:34.75 [3] (0:11.41)	0:23.34 [4] (0:11.28)	0:12.06 [5] (0:12.06)
Average Speed [km/h]	50.2	63.4	65.0	64.0	59.7
Top Speed [km/h]	62.1	64.9	66.1	65.7	62.7
Avg. Dist. to Rail [m]	5.1	3.5	4.8	8.1	10.6
Avg. Stride Freq. [Hz]	2.3	2.4	2.4	2.4	2.4
Avg. Stride Length [m]	6.0	7.4	7.3	7.3	6.9



- [] Ranking at each section and finish
- .-.- No data available at this section
- NA No data available



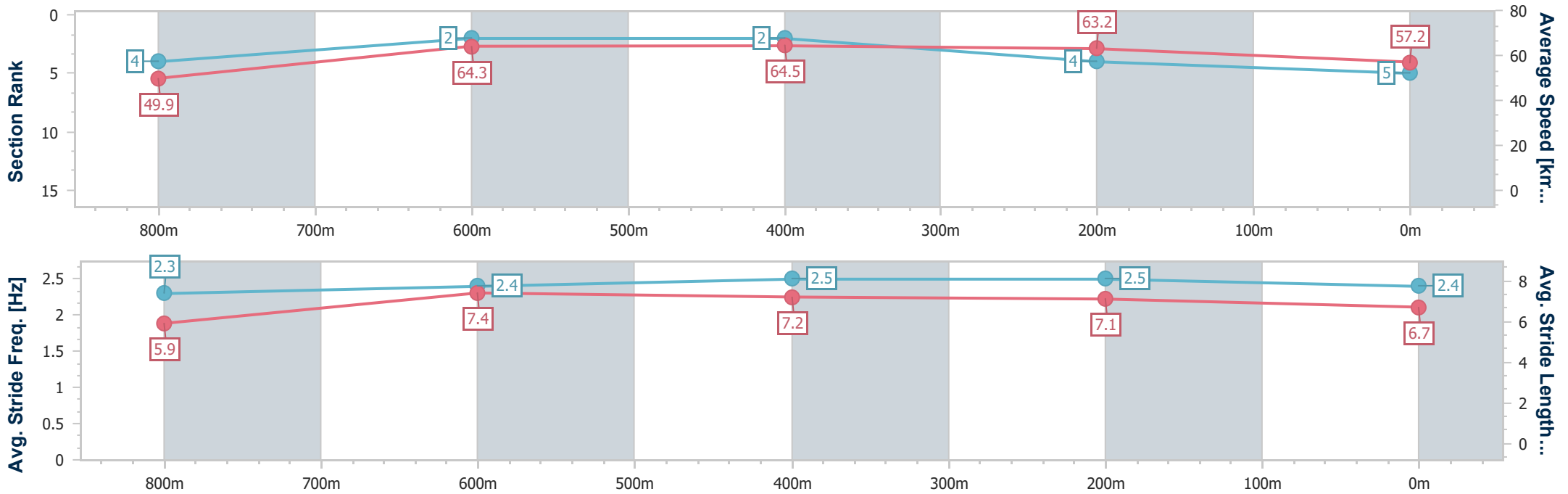
Horse/Jockey Name	Tawfiq Star
Final Rank	5
Fastest Section Time (Section)	0:11.22 (800m)
Top Speed [km/h] (Section)	65.5 (600m)
Race State	Finished



Sunshine Coast QLD Professional
 Race 6: North Coast Boating Class 1 Plate - 1000m
 12 April 2024 - 20:31
 Track Rating: Heavy 8, Weather: Fine, Rail Position: True



Section	Overall	800m	600m	400m	200m
Section Times	1:00.86 [5] (0:14.41)	0:46.45 [4] (0:11.22)	0:35.23 [2] (0:11.24)	0:23.99 [2] (0:11.42)	0:12.57 [4] (0:12.57)
Average Speed [km/h]	49.9	64.3	64.5	63.2	57.2
Top Speed [km/h]	63.8	65.0	65.5	64.1	61.7
Avg. Dist. to Rail [m]	4.1	1.5	1.4	4.3	5.4
Avg. Stride Freq. [Hz]	2.3	2.4	2.5	2.5	2.4
Avg. Stride Length [m]	5.9	7.4	7.2	7.1	6.7



- [] Ranking at each section and finish
- :-:- No data available at this section
- NA No data available



Horse/Jockey Name	Everlasting Stars
Final Rank	6
Fastest Section Time (Section)	0:11.19 (400m)
Top Speed [km/h] (Section)	66.7 (400m)
Race State	Finished



Sunshine Coast QLD Professional

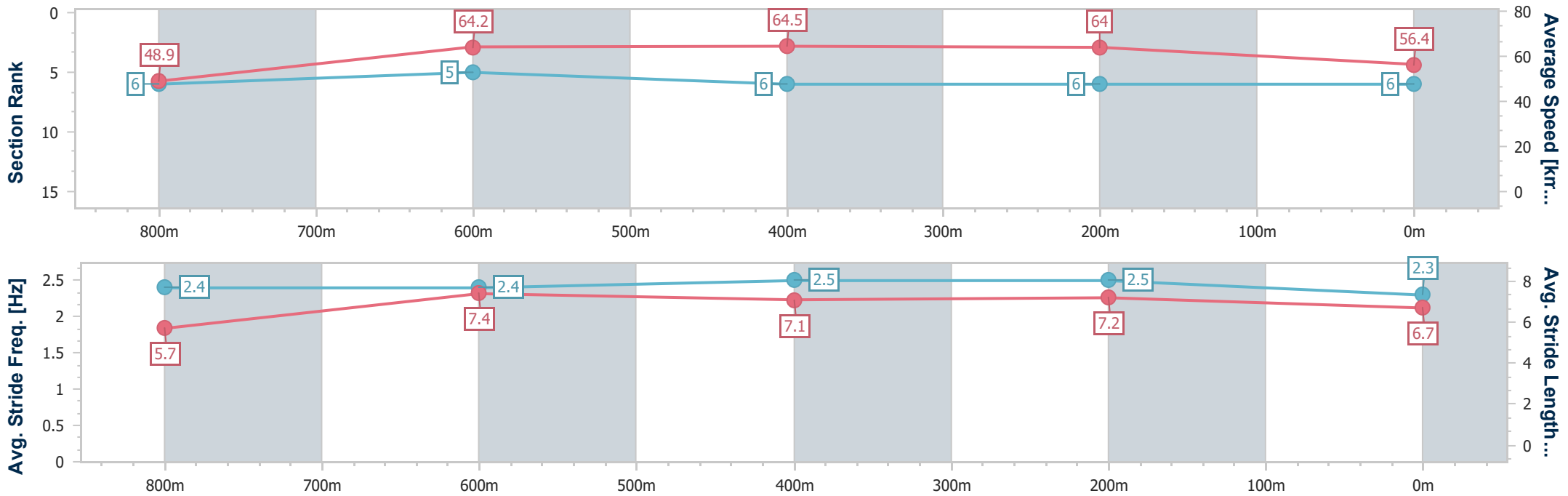
Race 6: North Coast Boating Class 1 Plate - 1000m

12 April 2024 - 20:31



Track Rating: Heavy 8, Weather: Fine, Rail Position: True

Section	Overall	800m	600m	400m	200m
Section Times	1:01.40 [6] (0:14.71)	0:46.69 [6] (0:11.27)	0:35.42 [5] (0:11.40)	0:24.02 [6] (0:11.19)	0:12.83 [6] (0:12.83)
Average Speed [km/h]	48.9	64.2	64.5	64.0	56.4
Top Speed [km/h]	64.6	65.5	65.4	66.7	61.3
Avg. Dist. to Rail [m]	4.3	2.5	3.0	4.1	6.6
Avg. Stride Freq. [Hz]	2.4	2.4	2.5	2.5	2.3
Avg. Stride Length [m]	5.7	7.4	7.1	7.2	6.7



- [] Ranking at each section and finish
- .-.- No data available at this section
- NA No data available



Sunshine Coast QLD Professional

Race 7: Inclusive Kids - Tenner for a Tinnie Class 1 Handicap - 1800m

12 April 2024 - 21:00



Track Rating: Heavy 8, Weather: Fine, Rail Position: True

Section		Overall	1600m	1400m	1200m	1000m	800m	600m	Last 600m				
Field Times		1:54.41 (0:14.18)	1:40.23 (0:11.53)	1:28.70 (0:12.10)	1:16.60 (0:12.75)	1:03.85 (0:13.07)	0:50.78 (0:13.17)	0:37.61 (0:12.46)	0:37.61				
Rank	TAB Horse/Jockey	Barrier	Top Speed [km/h]	Fastest Section									Distance Travelled [m]
1	7 KASEAR Tahlia Fenlon	7	64.1 1600m	0:11.49 1600m	1:54.41 [1] (0:14.22)	1:40.19 [2] (0:11.49)	1:28.70 [1] (0:12.10)	1:16.60 [1] (0:12.81)	1:03.79 [2] (0:13.01)	0:50.78 [1] (0:13.26)	0:37.52 [2] (0:12.48)	0:37.52	
2	2 TAUPO TIGER Vlad Duric	2	62.4 1400m	0:12.00 400m	1:54.98 [2] (0:15.09)	1:39.89 [8] (0:12.01)	1:27.88 [8] (0:12.08)	1:15.80 [8] (0:12.21)	1:03.59 [5] (0:12.68)	0:50.91 [5] (0:13.18)	0:37.73 [5] (0:12.47)	0:37.73	-4
3	6 PATTI WAGGIN Nikita Beriman	6	63.2 1600m	0:11.75 1600m	1:55.34 [3] (0:14.46)	1:40.88 [3] (0:11.75)	1:29.13 [4] (0:12.12)	1:17.01 [4] (0:12.66)	1:04.35 [4] (0:12.92)	0:51.43 [3] (0:13.20)	0:38.23 [3] (0:12.39)	0:38.23	-5
4	1 BLUE RAY Justin Huxtable	1	64.0 1600m	0:11.68 1600m	1:55.36 [4] (0:14.18)	1:41.18 [1] (0:11.68)	1:29.50 [2] (0:12.00)	1:17.50 [2] (0:12.70)	1:04.80 [1] (0:13.07)	0:51.73 [1] (0:13.17)	0:38.56 [1] (0:12.46)	0:38.56	-3
5	9 RUDIMENTARY Micheal Hellyer	9	62.2 1600m	0:11.84 1600m	1:55.51 [5] (0:14.69)	1:40.82 [5] (0:11.84)	1:28.98 [6] (0:12.28)	1:16.70 [6] (0:12.81)	1:03.89 [8] (0:12.87)	0:51.02 [8] (0:13.08)	0:37.94 [6] (0:12.35)	0:37.94	-5
6	10 BENFICA LASS Samantha Collett	10	65.0 Overall	0:11.49 1600m	1:55.66 [6] (0:14.59)	1:41.07 [4] (0:11.49)	1:29.58 [3] (0:12.18)	1:17.40 [3] (0:12.68)	1:04.72 [3] (0:12.99)	0:51.73 [4] (0:13.28)	0:38.45 [4] (0:12.73)	0:38.45	-1
7	5 GLEEFILLY Georgina Cartwright	5	64.3 1600m	0:11.56 1600m	1:55.75 [7] (0:14.74)	1:41.01 [6] (0:11.56)	1:29.45 [5] (0:12.27)	1:17.18 [5] (0:12.82)	1:04.36 [5] (0:12.89)	0:51.47 [6] (0:13.41)	0:38.06 [7] (0:12.55)	0:38.06	+2
8	4 VARDON Damien Thornton	4	61.3 1600m	0:11.96 1600m	1:58.85 [8] (0:14.82)	1:44.03 [7] (0:11.96)	1:32.07 [7] (0:12.24)	1:19.83 [7] (0:12.44)	1:07.39 [7] (0:12.98)	0:54.41 [7] (0:13.29)	0:41.12 [8] (0:12.63)	0:41.12	+2

Scratched: Another Dazzler (#8), Hereditary (#3)



Sunshine Coast QLD Professional

Race 7: Inclusive Kids - Tenner for a Tinnie Class 1 Handicap - 1800m

12 April 2024 - 21:00



Track Rating: Heavy 8, Weather: Fine, Rail Position: True

Section							400m	200m			Last 600m
Field Times							0:25.15 (0:12.25)	0:12.90 (0:12.90)			0:37.61
Rank	TAB	Horse/Jockey	Barrier	Top Speed [km/h]	Fastest Section	Margin				Distance Travelled [m]	
1	7	KASEAR Tahlia Fenlon	7	64.1 1600m	0:11.49 1600m	0:25.04 [2] (0:12.14)	0:12.90 [1] (0:12.90)	1:54.41			0:37.52
2	2	TAUPO TIGER Vlad Duric	2	62.4 1400m	0:12.00 400m	0:25.26 [4] (0:12.00)	0:13.26 [2] (0:13.26)	3.3L			0:37.73 -4
3	6	PATTI WAGGIN Nikita Beriman	6	63.2 1600m	0:11.75 1600m	0:25.84 [3] (0:12.52)	0:13.32 [4] (0:13.32)	5.3L			0:38.23 -5
4	1	BLUE RAY Justin Huxtable	1	64.0 1600m	0:11.68 1600m	0:26.10 [1] (0:12.47)	0:13.63 [3] (0:13.63)	5.4L			0:38.56 -3
5	9	RUDIMENTARY Micheal Hellyer	9	62.2 1600m	0:11.84 1600m	0:25.59 [5] (0:12.36)	0:13.23 [5] (0:13.23)	6.2L			0:37.94 -5
6	10	BENFICA LASS Samantha Collett	10	65.0 Overall	0:11.49 1600m	0:25.72 [6] (0:12.55)	0:13.17 [7] (0:13.17)	7L			0:38.45 -1
7	5	GLEEFILLY Georgina Cartwright	5	64.3 1600m	0:11.56 1600m	0:25.51 [7] (0:12.25)	0:13.26 [6] (0:13.26)	7.4L			0:38.06 +2
8	4	VARDON Damien Thornton	4	61.3 1600m	0:11.96 1600m	0:28.49 [8] (0:12.68)	0:15.81 [8] (0:15.81)	25.7L			0:41.12 +2

Scratched: Another Dazzler (#8), Hereditary (#3)



Horse/Jockey Name	Kasear
Final Rank	1
Fastest Section Time (Section)	0:11.49 (1600m)
Top Speed [km/h] (Section)	64.1 (1600m)
Race State	Finished



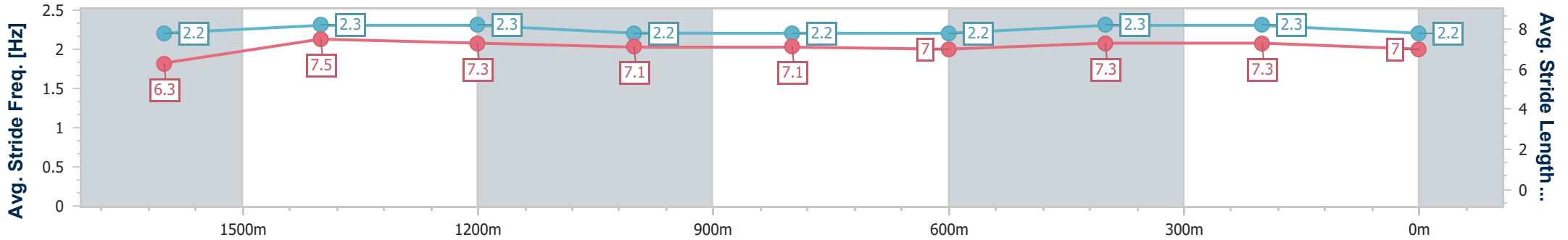
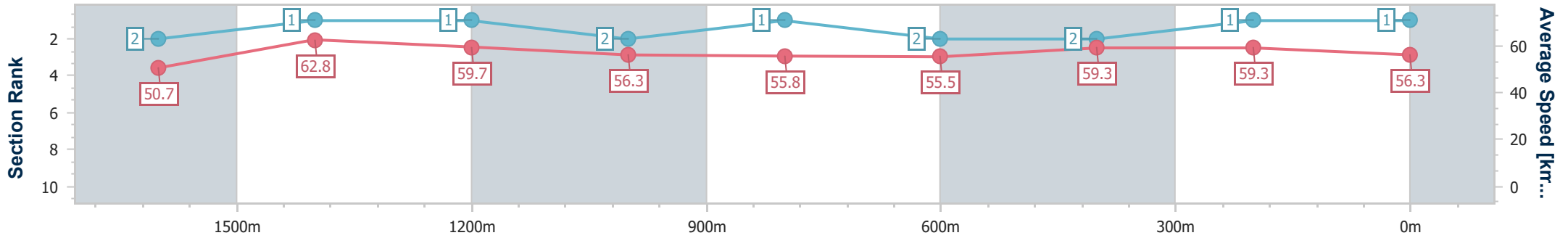
Sunshine Coast QLD Professional
Race 7: Inclusive Kids - Tenner for a Tinnie Class 1 Handicap - 1800m



12 April 2024 - 21:00

Track Rating: Heavy 8, Weather: Fine, Rail Position: True

Section	Overall	1600m	1400m	1200m	1000m	800m	600m	400m	200m				
Section Times	1:54.41 [1] (0:14.22)	1:40.19 [2] (0:11.49)	1:28.70 [1] (0:12.10)	1:16.60 [1] (0:12.81)	1:03.79 [2] (0:13.01)	0:50.78 [1] (0:13.26)	0:37.52 [2] (0:12.48)	0:25.04 [2] (0:12.14)	0:12.90 [1] (0:12.90)				
Average Speed [km/h]	50.7	62.8	59.7	56.3	55.8	55.5	59.3	59.3	56.3				
Top Speed [km/h]	63.4	64.1	62.2	58.4	56.6	57.7	60.7	60.2	58.7				
Avg. Dist. to Rail [m]	6.3	1.3	1.5	2.3	1.9	3.8	4.8	7.7	7.8				
Avg. Stride Freq. [Hz]	2.2	2.3	2.3	2.2	2.2	2.2	2.3	2.3	2.2				
Avg. Stride Length [m]	6.3	7.5	7.3	7.1	7.1	7.0	7.3	7.3	7.0				



- [] Ranking at each section and finish
- .-.- No data available at this section
- NA No data available



Horse/Jockey Name	Taupo Tiger
Final Rank	2
Fastest Section Time (Section)	0:12.00 (400m)
Top Speed [km/h] (Section)	62.4 (1400m)
Race State	Finished



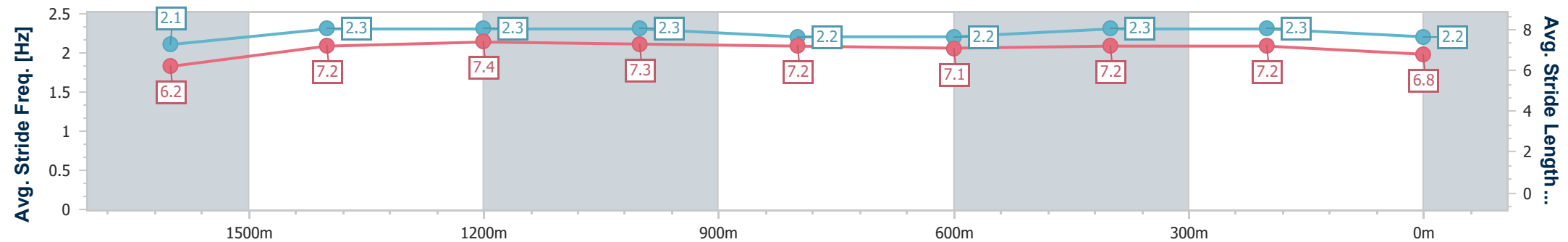
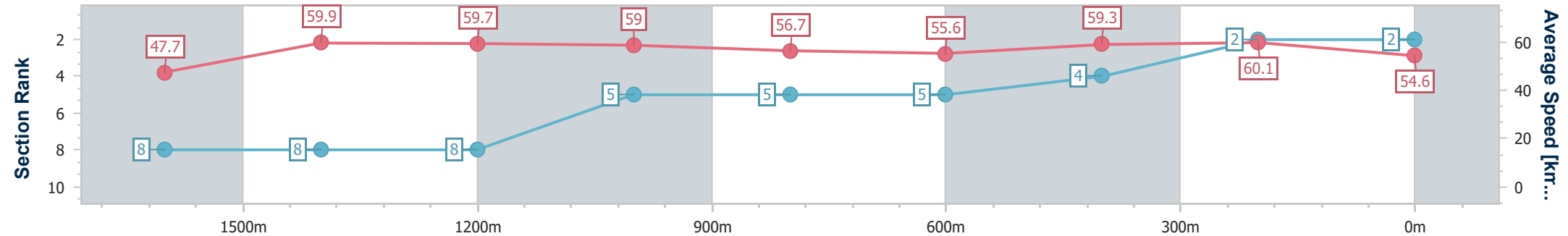
Sunshine Coast QLD Professional
Race 7: Inclusive Kids - Tenner for a Tinnie Class 1 Handicap - 1800m



12 April 2024 - 21:00

Track Rating: Heavy 8, Weather: Fine, Rail Position: True

Section	Overall	1600m	1400m	1200m	1000m	800m	600m	400m	200m				
Section Times	1:54.98 [2] (0:15.09)	1:39.89 [8] (0:12.01)	1:27.88 [8] (0:12.08)	1:15.80 [8] (0:12.21)	1:03.59 [5] (0:12.68)	0:50.91 [5] (0:13.18)	0:37.73 [5] (0:12.47)	0:25.26 [4] (0:12.00)	0:13.26 [2] (0:13.26)				
Average Speed [km/h]	47.7	59.9	59.7	59.0	56.7	55.6	59.3	60.1	54.6				
Top Speed [km/h]	60.9	61.2	62.4	62.3	57.7	57.7	60.6	60.7	58.9				
Avg. Dist. to Rail [m]	5.9	1.0	0.7	0.8	0.3	2.7	4.7	10.0	8.8				
Avg. Stride Freq. [Hz]	2.1	2.3	2.3	2.3	2.2	2.2	2.3	2.3	2.2				
Avg. Stride Length [m]	6.2	7.2	7.4	7.3	7.2	7.1	7.2	7.2	6.8				



- [] Ranking at each section and finish
- .-.- No data available at this section
- NA No data available



Horse/Jockey Name	Patti Waggin
Final Rank	3
Fastest Section Time (Section)	0:11.75 (1600m)
Top Speed [km/h] (Section)	63.2 (1600m)
Race State	Finished



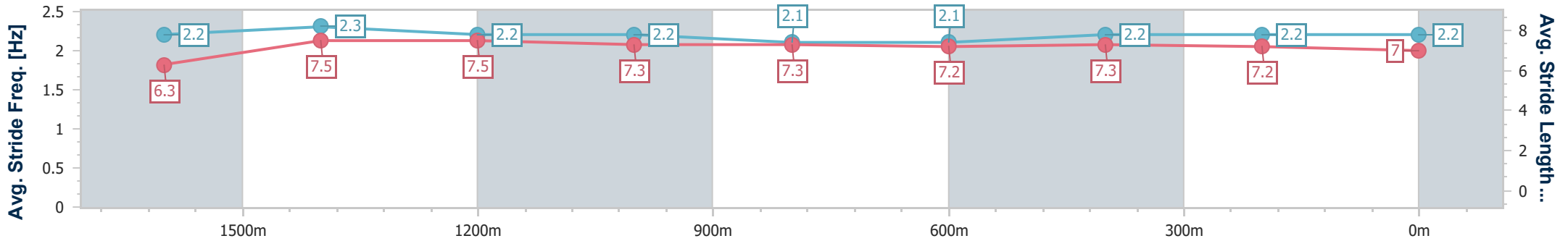
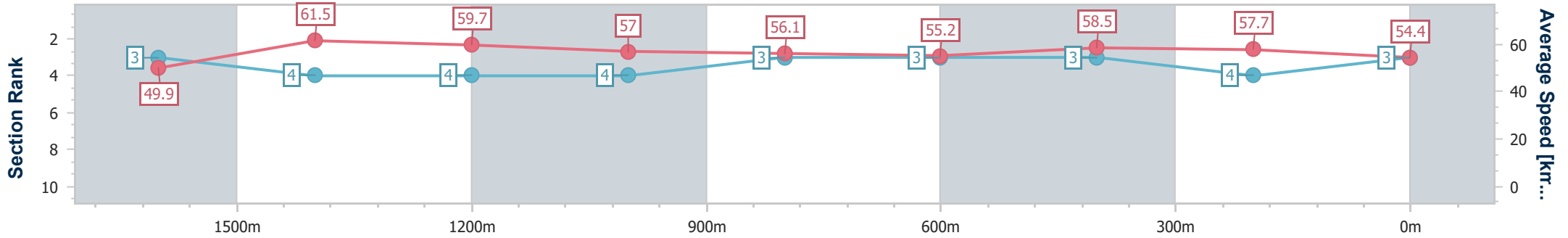
Sunshine Coast QLD Professional
Race 7: Inclusive Kids - Tenner for a Tinnie Class 1 Handicap - 1800m



12 April 2024 - 21:00

Track Rating: Heavy 8, Weather: Fine, Rail Position: True

Section	Overall	1600m	1400m	1200m	1000m	800m	600m	400m	200m
Section Times	1:55.34 [3] (0:14.46)	1:40.88 [3] (0:11.75)	1:29.13 [4] (0:12.12)	1:17.01 [4] (0:12.66)	1:04.35 [4] (0:12.92)	0:51.43 [3] (0:13.20)	0:38.23 [3] (0:12.39)	0:25.84 [3] (0:12.52)	0:13.32 [4] (0:13.32)
Average Speed [km/h]	49.9	61.5	59.7	57.0	56.1	55.2	58.5	57.7	54.4
Top Speed [km/h]	61.2	63.2	63.0	58.9	56.8	57.6	59.3	58.9	55.8
Avg. Dist. to Rail [m]	5.0	1.3	2.4	2.7	2.4	1.8	1.8	6.3	8.6
Avg. Stride Freq. [Hz]	2.2	2.3	2.2	2.2	2.1	2.1	2.2	2.2	2.2
Avg. Stride Length [m]	6.3	7.5	7.5	7.3	7.3	7.2	7.3	7.2	7.0



- [] Ranking at each section and finish
- .-.- No data available at this section
- NA No data available



Horse/Jockey Name	Blue Ray
Final Rank	4
Fastest Section Time (Section)	0:11.68 (1600m)
Top Speed [km/h] (Section)	64.0 (1600m)
Race State	Finished



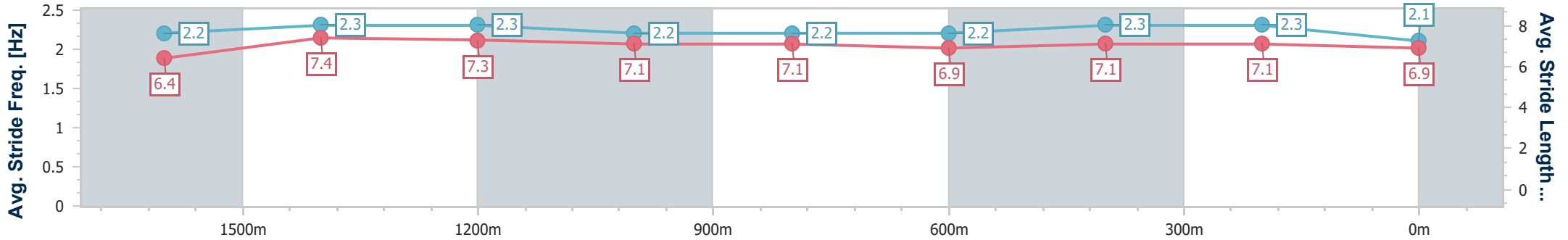
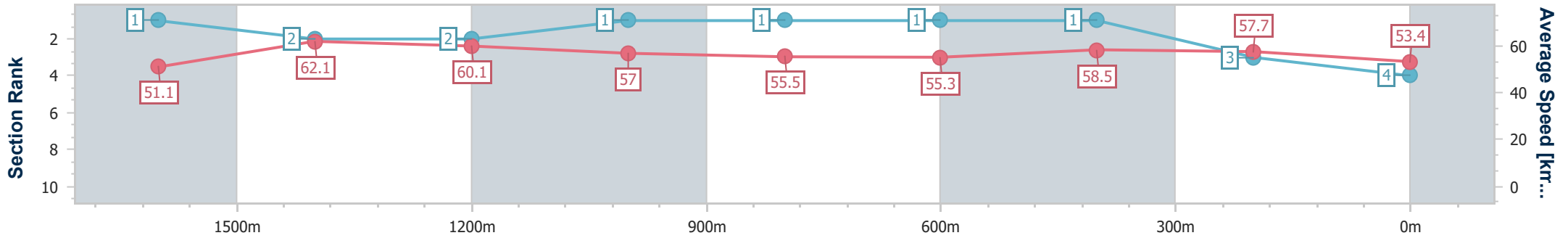
Sunshine Coast QLD Professional
Race 7: Inclusive Kids - Tenner for a Tinnie Class 1 Handicap - 1800m



12 April 2024 - 21:00

Track Rating: Heavy 8, Weather: Fine, Rail Position: True

Section	Overall	1600m	1400m	1200m	1000m	800m	600m	400m	200m
Section Times	1:55.36 [4] (0:14.18)	1:41.18 [1] (0:11.68)	1:29.50 [2] (0:12.00)	1:17.50 [2] (0:12.70)	1:04.80 [1] (0:13.07)	0:51.73 [1] (0:13.17)	0:38.56 [1] (0:12.46)	0:26.10 [1] (0:12.47)	0:13.63 [3] (0:13.63)
Average Speed [km/h]	51.1	62.1	60.1	57.0	55.5	55.3	58.5	57.7	53.4
Top Speed [km/h]	63.0	64.0	63.6	58.6	56.2	57.7	59.8	59.9	55.3
Avg. Dist. to Rail [m]	5.9	1.7	2.8	3.3	3.1	2.3	1.8	5.8	5.3
Avg. Stride Freq. [Hz]	2.2	2.3	2.3	2.2	2.2	2.2	2.3	2.3	2.1
Avg. Stride Length [m]	6.4	7.4	7.3	7.1	7.1	6.9	7.1	7.1	6.9



- [] Ranking at each section and finish
- .-.- No data available at this section
- NA No data available



Horse/Jockey Name	Rudimentary
Final Rank	5
Fastest Section Time (Section)	0:11.84 (1600m)
Top Speed [km/h] (Section)	62.2 (1600m)
Race State	Finished



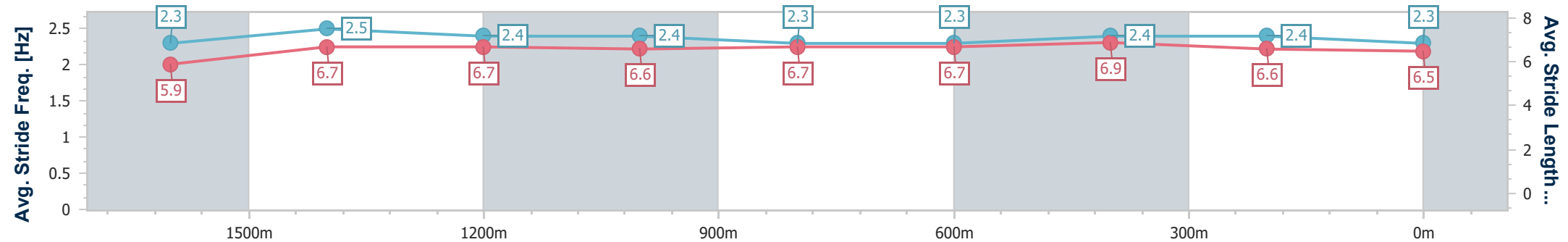
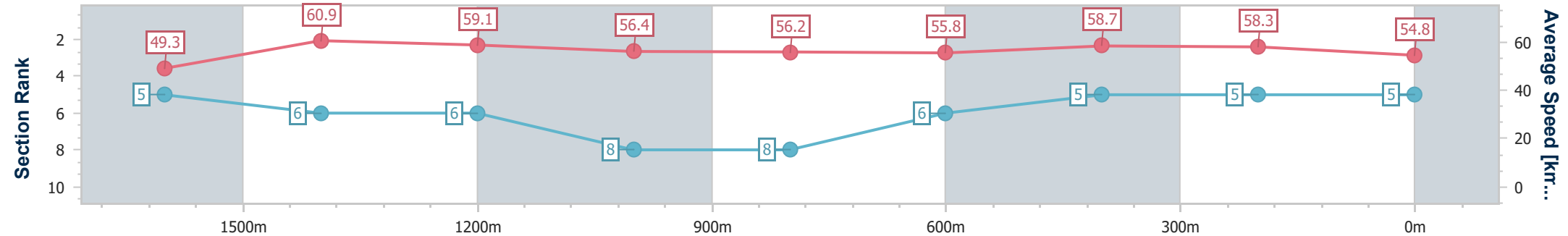
Sunshine Coast QLD Professional
Race 7: Inclusive Kids - Tenner for a Tinnie Class 1 Handicap - 1800m



12 April 2024 - 21:00

Track Rating: Heavy 8, Weather: Fine, Rail Position: True

Section	Overall	1600m	1400m	1200m	1000m	800m	600m	400m	200m				
Section Times	1:55.51 [5] (0:14.69)	1:40.82 [5] (0:11.84)	1:28.98 [6] (0:12.28)	1:16.70 [6] (0:12.81)	1:03.89 [8] (0:12.87)	0:51.02 [8] (0:13.08)	0:37.94 [6] (0:12.35)	0:25.59 [5] (0:12.36)	0:13.23 [5] (0:13.23)				
Average Speed [km/h]	49.3	60.9	59.1	56.4	56.2	55.8	58.7	58.3	54.8				
Top Speed [km/h]	62.0	62.2	60.7	57.9	57.5	57.8	59.8	60.7	57.0				
Avg. Dist. to Rail [m]	4.6	1.5	3.1	3.6	2.8	1.9	1.3	5.1	10.3				
Avg. Stride Freq. [Hz]	2.3	2.5	2.4	2.4	2.3	2.3	2.4	2.4	2.3				
Avg. Stride Length [m]	5.9	6.7	6.7	6.6	6.7	6.7	6.9	6.6	6.5				



- [] Ranking at each section and finish
- .-.- No data available at this section
- NA No data available



Horse/Jockey Name	Benfica Lass
Final Rank	6
Fastest Section Time (Section)	0:11.49 (1600m)
Top Speed [km/h] (Section)	65.0 (Overall)
Race State	Finished



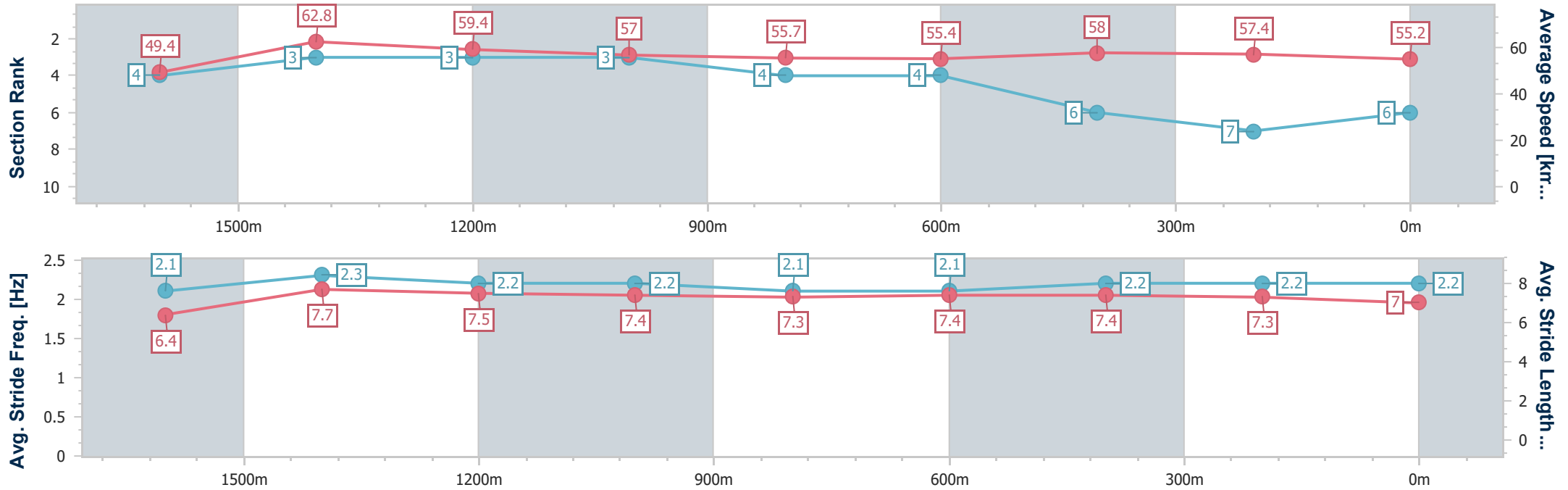
Sunshine Coast QLD Professional
Race 7: Inclusive Kids - Tenner for a Tinnie Class 1 Handicap - 1800m



12 April 2024 - 21:00

Track Rating: Heavy 8, Weather: Fine, Rail Position: True

Section	Overall	1600m	1400m	1200m	1000m	800m	600m	400m	200m
Section Times	1:55.66 [6] (0:14.59)	1:41.07 [4] (0:11.49)	1:29.58 [3] (0:12.18)	1:17.40 [3] (0:12.68)	1:04.72 [3] (0:12.99)	0:51.73 [4] (0:13.28)	0:38.45 [4] (0:12.73)	0:25.72 [6] (0:12.55)	0:13.17 [7] (0:13.17)
Average Speed [km/h]	49.4	62.8	59.4	57.0	55.7	55.4	58.0	57.4	55.2
Top Speed [km/h]	65.0	64.6	60.6	58.5	57.7	57.2	58.7	58.6	56.7
Avg. Dist. to Rail [m]	5.1	1.1	1.8	3.0	3.2	3.7	4.2	7.4	11.5
Avg. Stride Freq. [Hz]	2.1	2.3	2.2	2.2	2.1	2.1	2.2	2.2	2.2
Avg. Stride Length [m]	6.4	7.7	7.5	7.4	7.3	7.4	7.4	7.3	7.0



- [] Ranking at each section and finish
- .-.- No data available at this section
- NA No data available



Horse/Jockey Name	Gleefilly
Final Rank	7
Fastest Section Time (Section)	0:11.56 (1600m)
Top Speed [km/h] (Section)	64.3 (1600m)
Race State	Finished



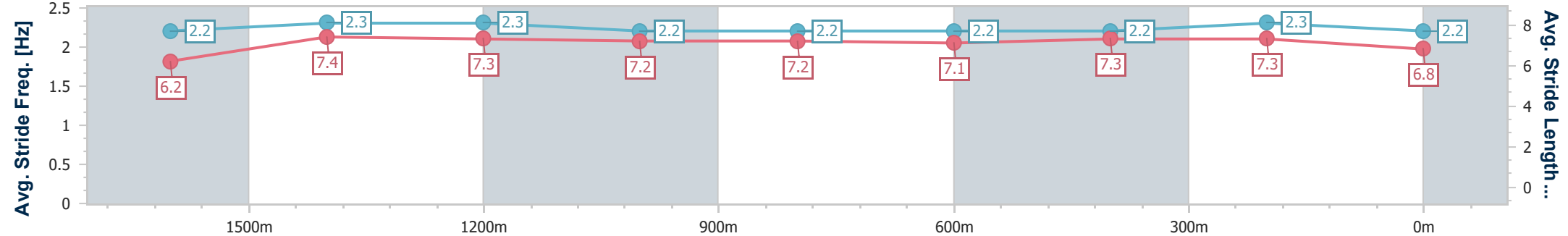
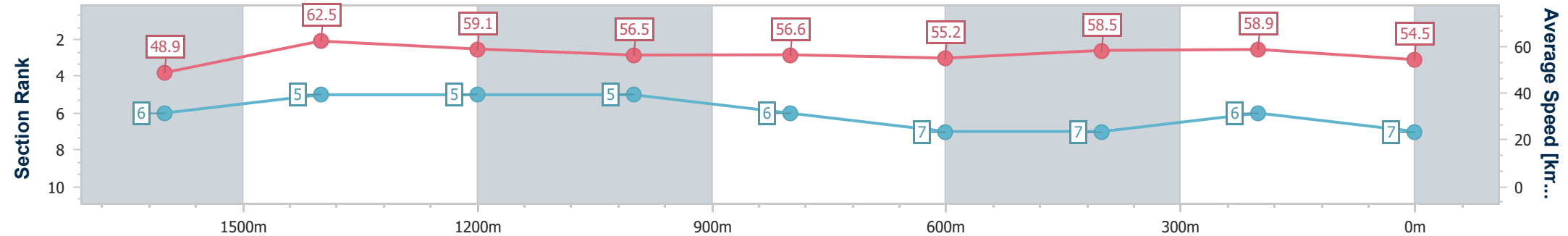
Sunshine Coast QLD Professional
Race 7: Inclusive Kids - Tenner for a Tinnie Class 1 Handicap - 1800m



12 April 2024 - 21:00

Track Rating: Heavy 8, Weather: Fine, Rail Position: True

Section	Overall	1600m	1400m	1200m	1000m	800m	600m	400m	200m			
Section Times	1:55.75 [7] (0:14.74)	1:41.01 [6] (0:11.56)	1:29.45 [5] (0:12.27)	1:17.18 [5] (0:12.82)	1:04.36 [5] (0:12.89)	0:51.47 [6] (0:13.41)	0:38.06 [7] (0:12.55)	0:25.51 [7] (0:12.25)	0:13.26 [6] (0:13.26)			
Average Speed [km/h]	48.9	62.5	59.1	56.5	56.6	55.2	58.5	58.9	54.5			
Top Speed [km/h]	63.7	64.3	60.3	58.5	57.9	57.9	60.1	60.1	58.1			
Avg. Dist. to Rail [m]	5.2	1.6	3.1	4.6	3.9	4.7	3.8	6.9	10.3			
Avg. Stride Freq. [Hz]	2.2	2.3	2.3	2.2	2.2	2.2	2.2	2.3	2.2			
Avg. Stride Length [m]	6.2	7.4	7.3	7.2	7.2	7.1	7.3	7.3	6.8			



- [] Ranking at each section and finish
- .-.- No data available at this section
- NA No data available



Horse/Jockey Name	Vardon
Final Rank	8
Fastest Section Time (Section)	0:11.96 (1600m)
Top Speed [km/h] (Section)	61.3 (1600m)
Race State	Finished



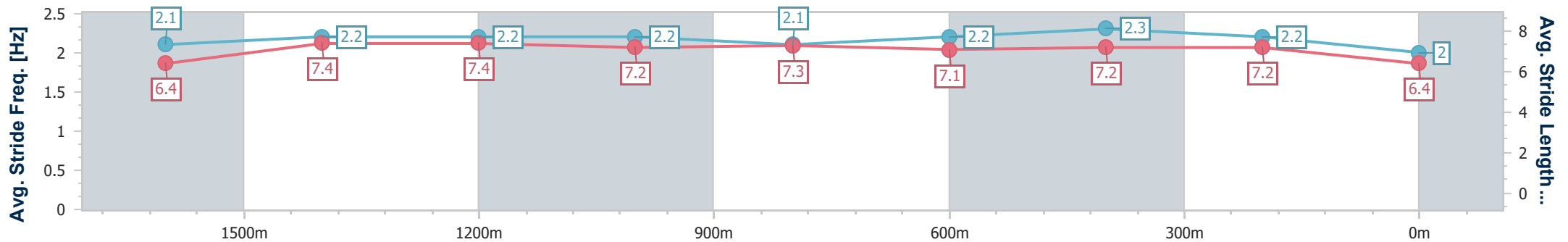
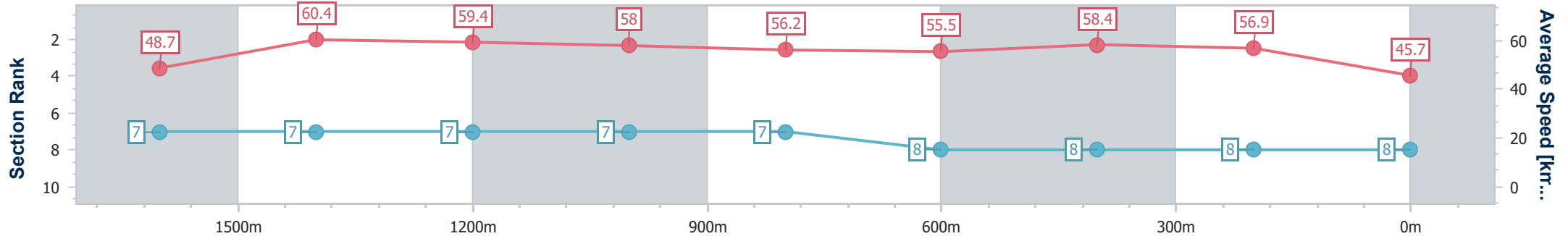
Sunshine Coast QLD Professional
Race 7: Inclusive Kids - Tenner for a Tinnie Class 1 Handicap - 1800m



12 April 2024 - 21:00

Track Rating: Heavy 8, Weather: Fine, Rail Position: True

Section	Overall	1600m	1400m	1200m	1000m	800m	600m	400m	200m				
Section Times	1:58.85 [8] (0:14.82)	1:44.03 [7] (0:11.96)	1:32.07 [7] (0:12.24)	1:19.83 [7] (0:12.44)	1:07.39 [7] (0:12.98)	0:54.41 [7] (0:13.29)	0:41.12 [8] (0:12.63)	0:28.49 [8] (0:12.68)	0:15.81 [8] (0:15.81)				
Average Speed [km/h]	48.7	60.4	59.4	58.0	56.2	55.5	58.4	56.9	45.7				
Top Speed [km/h]	58.8	61.3	60.4	60.3	57.6	57.2	59.5	58.5	52.8				
Avg. Dist. to Rail [m]	3.5	1.9	3.7	5.5	4.8	4.2	4.3	9.2	10.1				
Avg. Stride Freq. [Hz]	2.1	2.2	2.2	2.2	2.1	2.2	2.3	2.2	2.0				
Avg. Stride Length [m]	6.4	7.4	7.4	7.2	7.3	7.1	7.2	7.2	6.4				



- [] Ranking at each section and finish
- .-.- No data available at this section
- NA No data available