



Ipswich QLD Professional

Race 5: GREAT NORTHERN BENCHMARK 65 Handicap - 2150m

10 April 2024 - 14:19



Track Rating: Soft 5, Weather: Fine, Rail Position: +3m

| Section | | Overall | 2000m | 1800m | 1600m | 1400m | 1200m | 1000m | Last 600m | | | | |
|-------------|-------------------------------------|----------------------|----------------------|----------------------|--------------------------|--------------------------|--------------------------|--------------------------|--------------------------|--------------------------|--------------------------|---------|------------------------|
| Field Times | | 2:14.50 (0:11.14) | 2:03.36 (0:11.74) | 1:51.62 (0:11.85) | 1:39.77 (0:12.75) | 1:27.02 (0:12.99) | 1:14.03 (0:13.11) | 1:00.92 (0:12.81) | 0:36.60 | | | | |
| Rank | TAB Horse/Jockey | Barrier | Top Speed [km/h] | Fastest Section | | | | | | | | | Distance Travelled [m] |
| 1 | 1 GRIPPING Bailey Wheeler | 1 | 63.5 2000m | 0:11.32 Overall | 2:14.50 [1] (0:11.32) | 2:03.18 [2] (0:11.65) | 1:51.53 [3] (0:12.00) | 1:39.53 [3] (0:12.77) | 1:26.76 [4] (0:13.02) | 1:13.74 [4] (0:13.02) | 1:00.72 [4] (0:12.61) | 0:36.60 | |
| 2 | 4 ALIRAAJ Melea Castle | 4 | 64.5 Overall | 0:11.45 Overall | 2:14.59 [2] (0:11.45) | 2:03.14 [4] (0:11.75) | 1:51.39 [4] (0:11.85) | 1:39.54 [4] (0:12.61) | 1:26.93 [3] (0:13.02) | 1:13.91 [3] (0:13.04) | 1:00.87 [2] (0:12.89) | 0:36.25 | +0 |
| 3 | 6 CONTRITION Jake Bayliss | 6 | 62.4 600m | 0:11.79 600m | 2:14.81 [3] (0:11.83) | 2:02.98 [7] (0:11.87) | 1:51.11 [7] (0:11.95) | 1:39.16 [6] (0:12.42) | 1:26.74 [6] (0:12.92) | 1:13.82 [5] (0:13.07) | 1:00.75 [5] (0:12.77) | 0:36.02 | +1 |
| 4 | 3 TAVISTORM Robbie Dolan | 3 | 65.5 2000m | 0:11.22 2000m | 2:14.96 [4] (0:11.71) | 2:03.25 [6] (0:11.22) | 1:52.03 [2] (0:11.80) | 1:40.23 [1] (0:12.75) | 1:27.48 [1] (0:12.99) | 1:14.49 [1] (0:13.11) | 1:01.38 [1] (0:12.83) | 0:36.81 | +3 |
| 5 | 8 IRIDESSA Trudy Thornton | 8 | 62.2 800m | 0:11.59 Overall | 2:15.19 [5] (0:11.59) | 2:03.60 [5] (0:11.92) | 1:51.68 [6] (0:12.15) | 1:39.53 [7] (0:12.59) | 1:26.94 [7] (0:13.05) | 1:13.89 [8] (0:13.11) | 1:00.78 [8] (0:12.60) | 0:36.31 | +6 |
| 6 | 7 PAPAL MISS Sean Cormack | 7 | 62.4 1800m | 0:11.40 Overall | 2:15.51 [6] (0:11.40) | 2:04.11 [3] (0:11.80) | 1:52.31 [5] (0:12.10) | 1:40.21 [5] (0:12.72) | 1:27.49 [5] (0:13.02) | 1:14.47 [6] (0:13.07) | 1:01.40 [6] (0:12.63) | 0:36.79 | +7 |
| 7 | 5 COME ON EILEEN Mark Du Plessis | 5 | 62.0 800m | 0:11.85 2000m | 2:15.61 [7] (0:11.99) | 2:03.62 [8] (0:11.85) | 1:51.77 [8] (0:12.13) | 1:39.64 [8] (0:12.49) | 1:27.15 [8] (0:12.82) | 1:14.33 [7] (0:13.08) | 1:01.25 [7] (0:12.76) | 0:36.53 | +0 |
| 8 | 10 BOULT Micheal Hellyer | 10 | 63.8 2000m | 0:11.14 Overall | 2:20.21 [8] (0:11.14) | 2:09.07 [1] (0:11.74) | 1:57.33 [1] (0:11.95) | 1:45.38 [2] (0:12.76) | 1:32.62 [2] (0:13.04) | 1:19.58 [2] (0:13.11) | 1:06.47 [3] (0:12.96) | 0:41.63 | -2 |

Scratched: Winter Thorn (#9), Bak Da Man (#2)

[] Ranking at each section and finish
 -:-:- No data available at this section
 NA No data available

SCN Saddle cloth number
 DNF Did not finish
 DNT Did not track

Track Rating: Soft 5, Weather: Fine, Rail Position: +3m

| Section | | | | | | | | | | Last 600m | | |
|-------------|-----|--|---------|----------------------|----------------------|--------------------------|--------------------------|--------------------------|--------------------------|-----------|------------------------|----|
| Field Times | | | | 800m | 600m | 400m | 200m | | | 0:36.60 | | |
| | | | | 0:48.11 (0:11.51) | 0:36.60 (0:11.93) | 0:24.67 (0:12.09) | 0:12.58 (0:12.58) | | | | | |
| Rank | TAB | Horse/Jockey | Barrier | Top Speed [km/h] | Fastest Section | | | | | Margin | Distance Travelled [m] | |
| 1 | 1 | GRIPPING Bailey Wheeler | 1 | 63.5 2000m | 0:11.32 Overall | 0:48.11 [1] (0:11.51) | 0:36.60 [1] (0:11.93) | 0:24.67 [1] (0:12.09) | 0:12.58 [1] (0:12.58) | 2:14.50 | 0:36.60 | |
| 2 | 4 | ALIRAAJ Melea Castle | 4 | 64.5 Overall | 0:11.45 Overall | 0:47.98 [3] (0:11.73) | 0:36.25 [3] (0:11.80) | 0:24.45 [3] (0:12.12) | 0:12.33 [2] (0:12.33) | 0.49L | 0:36.25 | +0 |
| 3 | 6 | CONTRITION Jake Bayliss | 6 | 62.4 600m | 0:11.79 600m | 0:47.98 [6] (0:11.96) | 0:36.02 [6] (0:11.79) | 0:24.23 [4] (0:12.15) | 0:12.08 [4] (0:12.08) | 1.83L | 0:36.02 | +1 |
| 4 | 3 | TAVISTORM Robbie Dolan | 3 | 65.5 2000m | 0:11.22 2000m | 0:48.55 [2] (0:11.74) | 0:36.81 [2] (0:11.93) | 0:24.88 [2] (0:12.26) | 0:12.62 [3] (0:12.62) | 2.69L | 0:36.81 | +3 |
| 5 | 8 | IRIDESSA Trudy Thornton | 8 | 62.2 800m | 0:11.59 Overall | 0:48.18 [7] (0:11.87) | 0:36.31 [7] (0:11.89) | 0:24.42 [6] (0:12.28) | 0:12.14 [6] (0:12.14) | 4.05L | 0:36.31 | +6 |
| 6 | 7 | PAPAL MISS Sean Cormack | 7 | 62.4 1800m | 0:11.40 Overall | 0:48.77 [5] (0:11.98) | 0:36.79 [5] (0:11.89) | 0:24.90 [5] (0:12.31) | 0:12.59 [5] (0:12.59) | 5.93L | 0:36.79 | +7 |
| 7 | 5 | COME ON EILEEN Mark Du Plessis | 5 | 62.0 800m | 0:11.85 2000m | 0:48.49 [8] (0:11.96) | 0:36.53 [8] (0:11.93) | 0:24.60 [7] (0:12.23) | 0:12.37 [7] (0:12.37) | 6.53L | 0:36.53 | +0 |
| 8 | 10 | BOULT Micheal Hellyer | 10 | 63.8 2000m | 0:11.14 Overall | 0:53.51 [4] (0:11.88) | 0:41.63 [4] (0:12.47) | 0:29.16 [8] (0:13.07) | 0:16.09 [8] (0:16.09) | 33.6L | 0:41.63 | -2 |

Scratched: Winter Thorn (#9), Bak Da Man (#2)



| | |
|--------------------------------|-------------------|
| Horse/Jockey Name | Gripping |
| Final Rank | 1 |
| Fastest Section Time (Section) | 0:11.32 (Overall) |
| Top Speed [km/h] (Section) | 63.5 (2000m) |
| Race State | Finished |



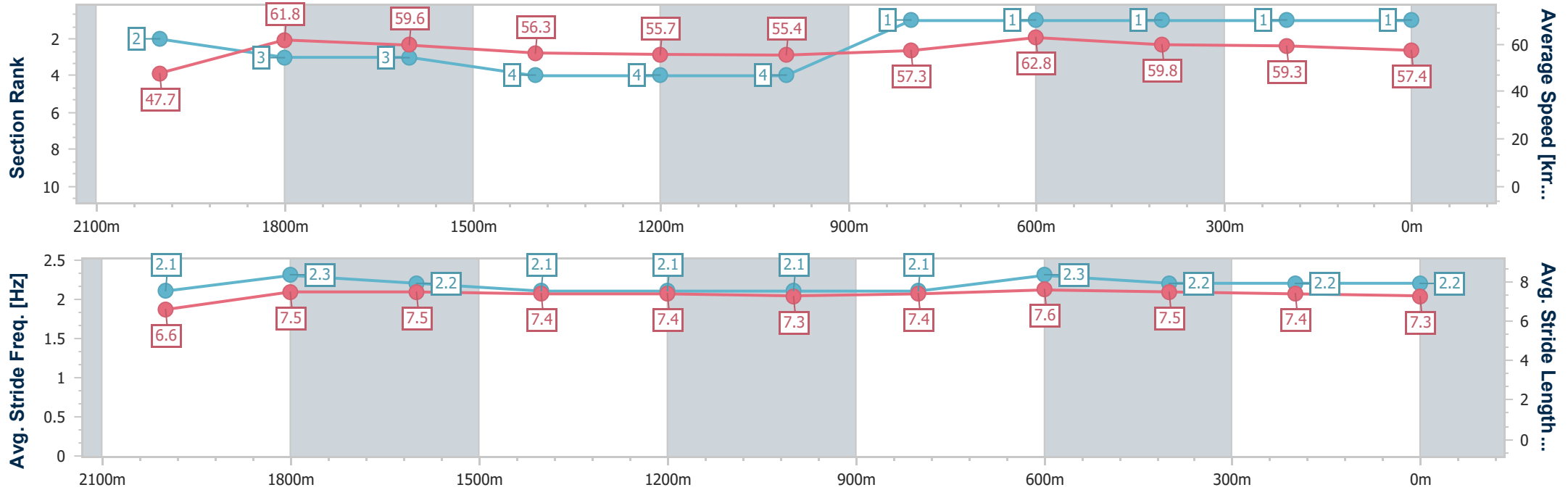
Ipswich QLD Professional
Race 5: GREAT NORTHERN BENCHMARK 65 Handicap - 2150m



10 April 2024 - 14:19

Track Rating: Soft 5, Weather: Fine, Rail Position: +3m

| Section | Overall | 2000m | 1800m | 1600m | 1400m | 1200m | 1000m | 800m | 600m | 400m | 200m |
|------------------------|--------------------------|--------------------------|--------------------------|--------------------------|--------------------------|--------------------------|--------------------------|--------------------------|--------------------------|--------------------------|--------------------------|
| Section Times | 2:14.50 [1] (0:11.32) | 2:03.18 [2] (0:11.65) | 1:51.53 [3] (0:12.00) | 1:39.53 [3] (0:12.77) | 1:26.76 [4] (0:13.02) | 1:13.74 [4] (0:13.02) | 1:00.72 [4] (0:12.61) | 0:48.11 [1] (0:11.51) | 0:36.60 [1] (0:11.93) | 0:24.67 [1] (0:12.09) | 0:12.58 [1] (0:12.58) |
| Average Speed [km/h] | 47.7 | 61.8 | 59.6 | 56.3 | 55.7 | 55.4 | 57.3 | 62.8 | 59.8 | 59.3 | 57.4 |
| Top Speed [km/h] | 60.0 | 63.5 | 62.1 | 57.5 | 56.8 | 56.2 | 62.9 | 63.5 | 61.3 | 60.0 | 59.2 |
| Avg. Dist. to Rail [m] | 1.5 | 1.4 | 1.0 | 0.5 | 0.8 | 0.9 | 1.4 | 1.0 | 1.3 | 1.0 | 0.6 |
| Avg. Stride Freq. [Hz] | 2.1 | 2.3 | 2.2 | 2.1 | 2.1 | 2.1 | 2.1 | 2.3 | 2.2 | 2.2 | 2.2 |
| Avg. Stride Length [m] | 6.6 | 7.5 | 7.5 | 7.4 | 7.4 | 7.3 | 7.4 | 7.6 | 7.5 | 7.4 | 7.3 |



- [] Ranking at each section and finish
- .-.- No data available at this section
- NA No data available



| | |
|--------------------------------|-------------------|
| Horse/Jockey Name | Aliraaj |
| Final Rank | 2 |
| Fastest Section Time (Section) | 0:11.45 (Overall) |
| Top Speed [km/h] (Section) | 64.5 (Overall) |
| Race State | Finished |



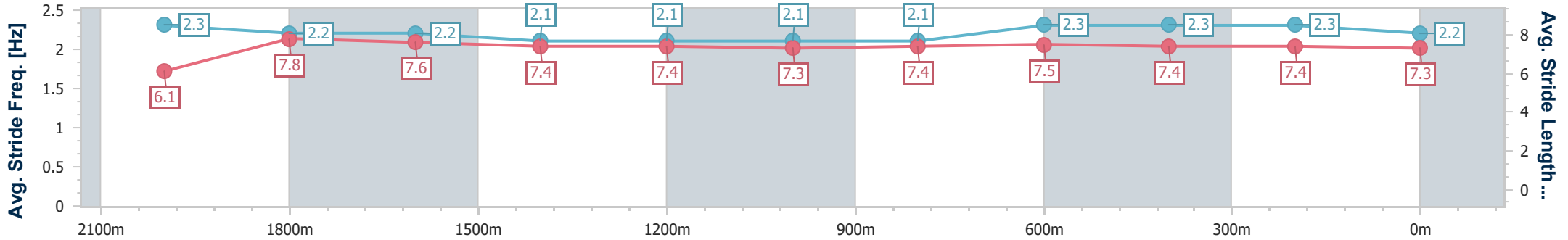
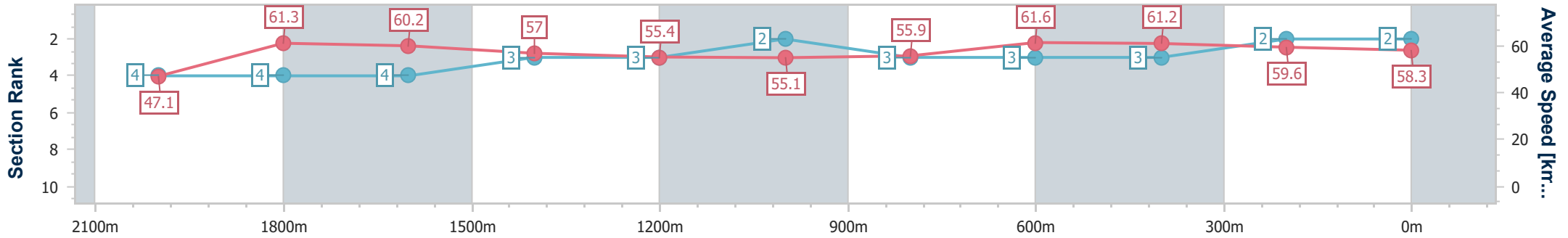
Ipswich QLD Professional
Race 5: GREAT NORTHERN BENCHMARK 65 Handicap - 2150m



10 April 2024 - 14:19

Track Rating: Soft 5, Weather: Fine, Rail Position: +3m

| Section | Overall | 2000m | 1800m | 1600m | 1400m | 1200m | 1000m | 800m | 600m | 400m | 200m |
|------------------------|--------------------------|--------------------------|--------------------------|--------------------------|--------------------------|--------------------------|--------------------------|--------------------------|--------------------------|--------------------------|--------------------------|
| Section Times | 2:14.59 [2] (0:11.45) | 2:03.14 [4] (0:11.75) | 1:51.39 [4] (0:11.85) | 1:39.54 [4] (0:12.61) | 1:26.93 [3] (0:13.02) | 1:13.91 [3] (0:13.04) | 1:00.87 [2] (0:12.89) | 0:47.98 [3] (0:11.73) | 0:36.25 [3] (0:11.80) | 0:24.45 [3] (0:12.12) | 0:12.33 [2] (0:12.33) |
| Average Speed [km/h] | 47.1 | 61.3 | 60.2 | 57.0 | 55.4 | 55.1 | 55.9 | 61.6 | 61.2 | 59.6 | 58.3 |
| Top Speed [km/h] | 64.5 | 64.0 | 62.2 | 58.4 | 56.4 | 56.0 | 57.4 | 62.9 | 62.5 | 60.4 | 59.6 |
| Avg. Dist. to Rail [m] | 1.3 | 1.6 | 1.3 | 0.3 | 0.2 | 0.1 | 0.1 | 0.4 | 1.4 | 0.8 | 3.0 |
| Avg. Stride Freq. [Hz] | 2.3 | 2.2 | 2.2 | 2.1 | 2.1 | 2.1 | 2.1 | 2.3 | 2.3 | 2.3 | 2.2 |
| Avg. Stride Length [m] | 6.1 | 7.8 | 7.6 | 7.4 | 7.4 | 7.3 | 7.4 | 7.5 | 7.4 | 7.4 | 7.3 |



- [] Ranking at each section and finish
- .-.- No data available at this section
- NA No data available



| | |
|--------------------------------|----------------|
| Horse/Jockey Name | Contribution |
| Final Rank | 3 |
| Fastest Section Time (Section) | 0:11.79 (600m) |
| Top Speed [km/h] (Section) | 62.4 (600m) |
| Race State | Finished |



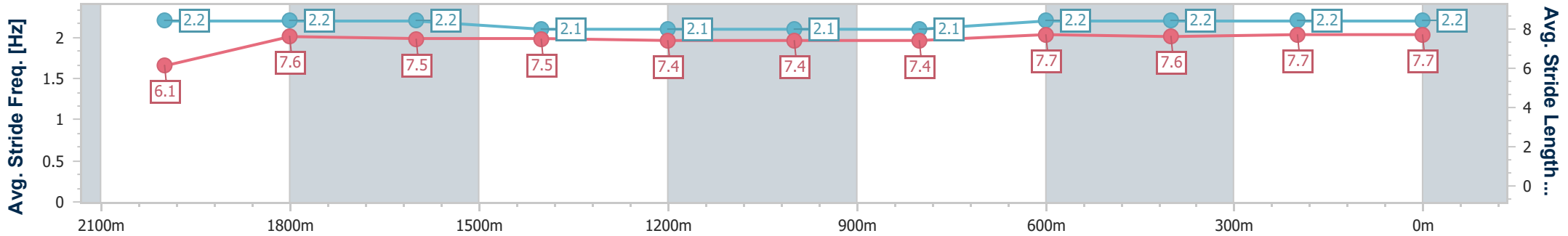
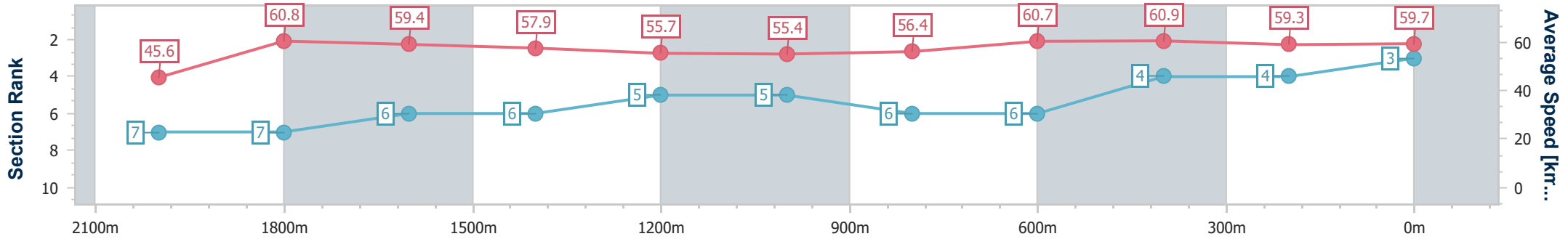
Ipswich QLD Professional
Race 5: GREAT NORTHERN BENCHMARK 65 Handicap - 2150m



10 April 2024 - 14:19

Track Rating: Soft 5, Weather: Fine, Rail Position: +3m

| Section | Overall | 2000m | 1800m | 1600m | 1400m | 1200m | 1000m | 800m | 600m | 400m | 200m |
|------------------------|--------------------------|--------------------------|--------------------------|--------------------------|--------------------------|--------------------------|--------------------------|--------------------------|--------------------------|--------------------------|--------------------------|
| Section Times | 2:14.81 [3] (0:11.83) | 2:02.98 [7] (0:11.87) | 1:51.11 [7] (0:11.95) | 1:39.16 [6] (0:12.42) | 1:26.74 [6] (0:12.92) | 1:13.82 [5] (0:13.07) | 1:00.75 [5] (0:12.77) | 0:47.98 [6] (0:11.96) | 0:36.02 [6] (0:11.79) | 0:24.23 [4] (0:12.15) | 0:12.08 [4] (0:12.08) |
| Average Speed [km/h] | 45.6 | 60.8 | 59.4 | 57.9 | 55.7 | 55.4 | 56.4 | 60.7 | 60.9 | 59.3 | 59.7 |
| Top Speed [km/h] | 59.4 | 61.6 | 61.5 | 59.3 | 56.5 | 56.6 | 57.9 | 62.0 | 62.4 | 60.0 | 60.0 |
| Avg. Dist. to Rail [m] | 2.7 | 1.7 | 1.8 | 0.5 | 0.4 | 1.0 | 1.2 | 1.2 | 0.4 | 1.3 | 4.2 |
| Avg. Stride Freq. [Hz] | 2.2 | 2.2 | 2.2 | 2.1 | 2.1 | 2.1 | 2.1 | 2.2 | 2.2 | 2.2 | 2.2 |
| Avg. Stride Length [m] | 6.1 | 7.6 | 7.5 | 7.5 | 7.4 | 7.4 | 7.4 | 7.7 | 7.6 | 7.7 | 7.7 |



- [] Ranking at each section and finish
- .-.- No data available at this section
- NA No data available



| | |
|--------------------------------|-----------------|
| Horse/Jockey Name | Tavistorm |
| Final Rank | 4 |
| Fastest Section Time (Section) | 0:11.22 (2000m) |
| Top Speed [km/h] (Section) | 65.5 (2000m) |
| Race State | Finished |



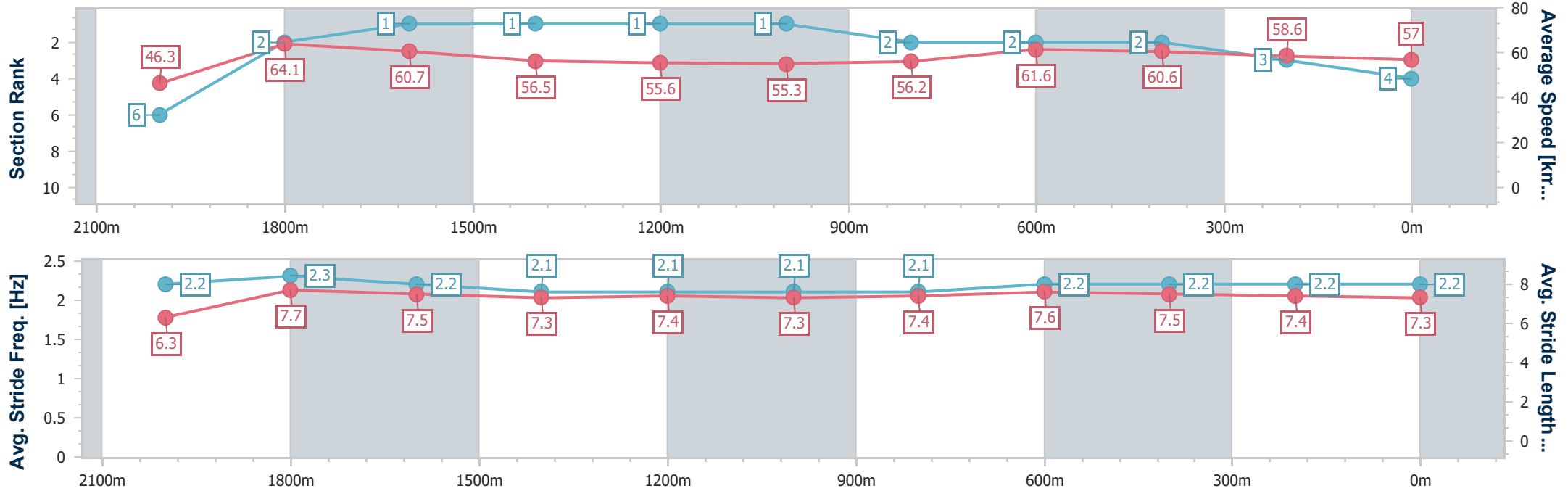
Ipswich QLD Professional
Race 5: GREAT NORTHERN BENCHMARK 65 Handicap - 2150m



10 April 2024 - 14:19

Track Rating: Soft 5, Weather: Fine, Rail Position: +3m

| Section | Overall | 2000m | 1800m | 1600m | 1400m | 1200m | 1000m | 800m | 600m | 400m | 200m |
|------------------------|--------------------------|--------------------------|--------------------------|--------------------------|--------------------------|--------------------------|--------------------------|--------------------------|--------------------------|--------------------------|--------------------------|
| Section Times | 2:14.96 [4] (0:11.71) | 2:03.25 [6] (0:11.22) | 1:52.03 [2] (0:11.80) | 1:40.23 [1] (0:12.75) | 1:27.48 [1] (0:12.99) | 1:14.49 [1] (0:13.11) | 1:01.38 [1] (0:12.83) | 0:48.55 [2] (0:11.74) | 0:36.81 [2] (0:11.93) | 0:24.88 [2] (0:12.26) | 0:12.62 [3] (0:12.62) |
| Average Speed [km/h] | 46.3 | 64.1 | 60.7 | 56.5 | 55.6 | 55.3 | 56.2 | 61.6 | 60.6 | 58.6 | 57.0 |
| Top Speed [km/h] | 64.6 | 65.5 | 63.2 | 57.4 | 56.2 | 56.0 | 60.6 | 61.9 | 61.5 | 60.0 | 58.8 |
| Avg. Dist. to Rail [m] | 6.7 | 1.7 | 0.7 | 0.7 | 0.5 | 1.6 | 1.0 | 0.8 | 0.5 | 0.4 | 0.8 |
| Avg. Stride Freq. [Hz] | 2.2 | 2.3 | 2.2 | 2.1 | 2.1 | 2.1 | 2.1 | 2.2 | 2.2 | 2.2 | 2.2 |
| Avg. Stride Length [m] | 6.3 | 7.7 | 7.5 | 7.3 | 7.4 | 7.3 | 7.4 | 7.6 | 7.5 | 7.4 | 7.3 |



- [] Ranking at each section and finish
- .-.- No data available at this section
- NA No data available



| | |
|--------------------------------|-------------------|
| Horse/Jockey Name | Iridessa |
| Final Rank | 5 |
| Fastest Section Time (Section) | 0:11.59 (Overall) |
| Top Speed [km/h] (Section) | 62.2 (800m) |
| Race State | Finished |



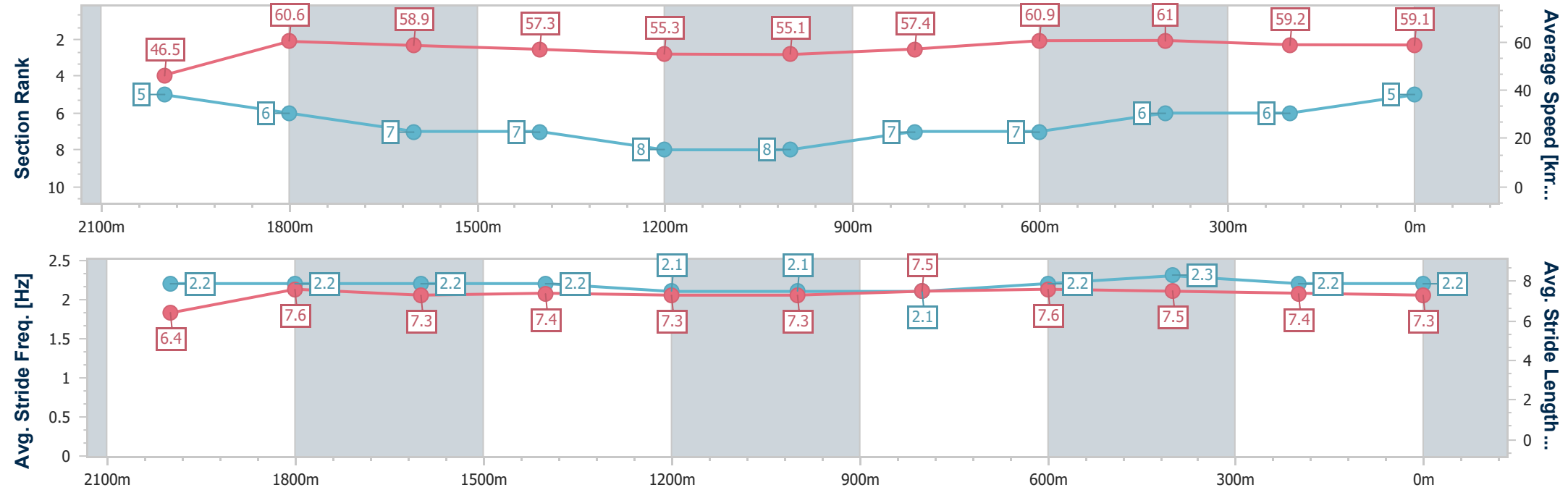
Ipswich QLD Professional
Race 5: GREAT NORTHERN BENCHMARK 65 Handicap - 2150m



10 April 2024 - 14:19

Track Rating: Soft 5, Weather: Fine, Rail Position: +3m

| Section | Overall | 2000m | 1800m | 1600m | 1400m | 1200m | 1000m | 800m | 600m | 400m | 200m |
|------------------------|--------------------------|--------------------------|--------------------------|--------------------------|--------------------------|--------------------------|--------------------------|--------------------------|--------------------------|--------------------------|--------------------------|
| Section Times | 2:15.19 [5] (0:11.59) | 2:03.60 [5] (0:11.92) | 1:51.68 [6] (0:12.15) | 1:39.53 [7] (0:12.59) | 1:26.94 [7] (0:13.05) | 1:13.89 [8] (0:13.11) | 1:00.78 [8] (0:12.60) | 0:48.18 [7] (0:11.87) | 0:36.31 [7] (0:11.89) | 0:24.42 [6] (0:12.28) | 0:12.14 [6] (0:12.14) |
| Average Speed [km/h] | 46.5 | 60.6 | 58.9 | 57.3 | 55.3 | 55.1 | 57.4 | 60.9 | 61.0 | 59.2 | 59.1 |
| Top Speed [km/h] | 58.8 | 61.3 | 60.4 | 59.0 | 56.2 | 56.4 | 58.9 | 62.2 | 61.9 | 59.6 | 59.6 |
| Avg. Dist. to Rail [m] | 2.3 | 0.3 | 0.5 | 0.7 | 0.7 | 1.0 | 1.3 | 1.4 | 1.6 | 2.9 | 6.1 |
| Avg. Stride Freq. [Hz] | 2.2 | 2.2 | 2.2 | 2.2 | 2.1 | 2.1 | 2.1 | 2.2 | 2.3 | 2.2 | 2.2 |
| Avg. Stride Length [m] | 6.4 | 7.6 | 7.3 | 7.4 | 7.3 | 7.3 | 7.5 | 7.6 | 7.5 | 7.4 | 7.3 |



- [] Ranking at each section and finish
- .-.- No data available at this section
- NA No data available



| | |
|--------------------------------|-------------------|
| Horse/Jockey Name | Papal Miss |
| Final Rank | 6 |
| Fastest Section Time (Section) | 0:11.40 (Overall) |
| Top Speed [km/h] (Section) | 62.4 (1800m) |
| Race State | Finished |



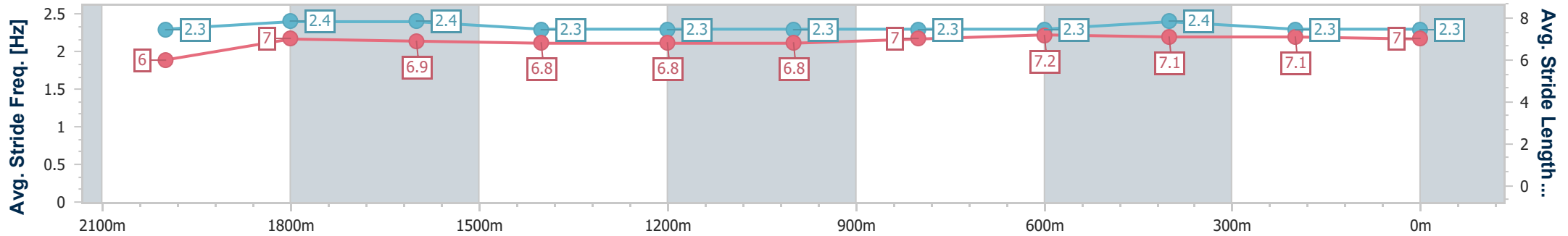
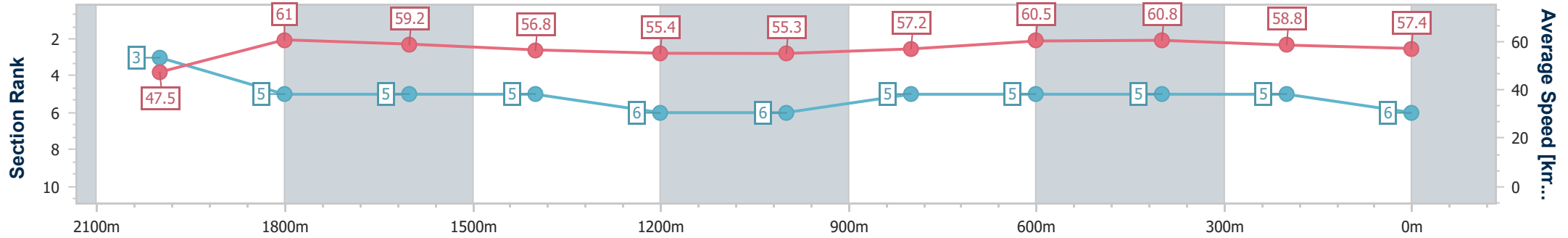
Ipswich QLD Professional
Race 5: GREAT NORTHERN BENCHMARK 65 Handicap - 2150m



10 April 2024 - 14:19

Track Rating: Soft 5, Weather: Fine, Rail Position: +3m

| Section | Overall | 2000m | 1800m | 1600m | 1400m | 1200m | 1000m | 800m | 600m | 400m | 200m |
|------------------------|--------------------------|--------------------------|--------------------------|--------------------------|--------------------------|--------------------------|--------------------------|--------------------------|--------------------------|--------------------------|--------------------------|
| Section Times | 2:15.51 [6] (0:11.40) | 2:04.11 [3] (0:11.80) | 1:52.31 [5] (0:12.10) | 1:40.21 [5] (0:12.72) | 1:27.49 [5] (0:13.02) | 1:14.47 [6] (0:13.07) | 1:01.40 [6] (0:12.63) | 0:48.77 [5] (0:11.98) | 0:36.79 [5] (0:11.89) | 0:24.90 [5] (0:12.31) | 0:12.59 [5] (0:12.59) |
| Average Speed [km/h] | 47.5 | 61.0 | 59.2 | 56.8 | 55.4 | 55.3 | 57.2 | 60.5 | 60.8 | 58.8 | 57.4 |
| Top Speed [km/h] | 60.7 | 62.4 | 62.4 | 57.9 | 56.6 | 56.7 | 59.1 | 62.0 | 62.1 | 61.2 | 58.4 |
| Avg. Dist. to Rail [m] | 1.9 | 0.4 | 0.7 | 0.7 | 0.8 | 1.1 | 1.3 | 1.1 | 1.6 | 2.5 | 4.5 |
| Avg. Stride Freq. [Hz] | 2.3 | 2.4 | 2.4 | 2.3 | 2.3 | 2.3 | 2.3 | 2.3 | 2.4 | 2.3 | 2.3 |
| Avg. Stride Length [m] | 6.0 | 7.0 | 6.9 | 6.8 | 6.8 | 6.8 | 7.0 | 7.2 | 7.1 | 7.1 | 7.0 |



- [] Ranking at each section and finish
- .-.- No data available at this section
- NA No data available



| | |
|--------------------------------|-----------------|
| Horse/Jockey Name | Come On Eileen |
| Final Rank | 7 |
| Fastest Section Time (Section) | 0:11.85 (2000m) |
| Top Speed [km/h] (Section) | 62.0 (800m) |
| Race State | Finished |



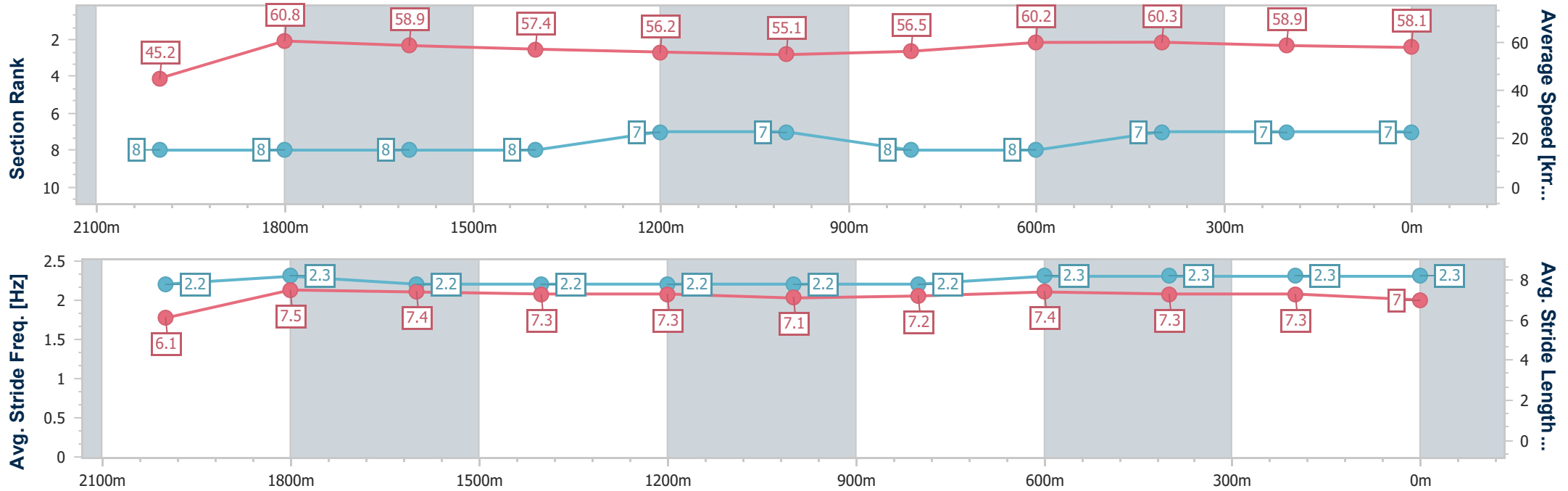
Ipswich QLD Professional
Race 5: GREAT NORTHERN BENCHMARK 65 Handicap - 2150m



10 April 2024 - 14:19

Track Rating: Soft 5, Weather: Fine, Rail Position: +3m

| Section | Overall | 2000m | 1800m | 1600m | 1400m | 1200m | 1000m | 800m | 600m | 400m | 200m |
|------------------------|--------------------------|--------------------------|--------------------------|--------------------------|--------------------------|--------------------------|--------------------------|--------------------------|--------------------------|--------------------------|--------------------------|
| Section Times | 2:15.61 [7] (0:11.99) | 2:03.62 [8] (0:11.85) | 1:51.77 [8] (0:12.13) | 1:39.64 [8] (0:12.49) | 1:27.15 [8] (0:12.82) | 1:14.33 [7] (0:13.08) | 1:01.25 [7] (0:12.76) | 0:48.49 [8] (0:11.96) | 0:36.53 [8] (0:11.93) | 0:24.60 [7] (0:12.23) | 0:12.37 [7] (0:12.37) |
| Average Speed [km/h] | 45.2 | 60.8 | 58.9 | 57.4 | 56.2 | 55.1 | 56.5 | 60.2 | 60.3 | 58.9 | 58.1 |
| Top Speed [km/h] | 59.6 | 61.7 | 60.5 | 58.8 | 57.9 | 56.4 | 57.8 | 62.0 | 62.0 | 59.6 | 59.6 |
| Avg. Dist. to Rail [m] | 4.6 | 0.5 | 1.2 | 0.7 | 0.4 | 0.5 | 1.0 | 0.4 | 0.8 | 0.9 | 2.8 |
| Avg. Stride Freq. [Hz] | 2.2 | 2.3 | 2.2 | 2.2 | 2.2 | 2.2 | 2.2 | 2.3 | 2.3 | 2.3 | 2.3 |
| Avg. Stride Length [m] | 6.1 | 7.5 | 7.4 | 7.3 | 7.3 | 7.1 | 7.2 | 7.4 | 7.3 | 7.3 | 7.0 |



- [] Ranking at each section and finish
- .-.- No data available at this section
- NA No data available



| | |
|--------------------------------|-------------------|
| Horse/Jockey Name | Boult |
| Final Rank | 8 |
| Fastest Section Time (Section) | 0:11.14 (Overall) |
| Top Speed [km/h] (Section) | 63.8 (2000m) |
| Race State | Finished |



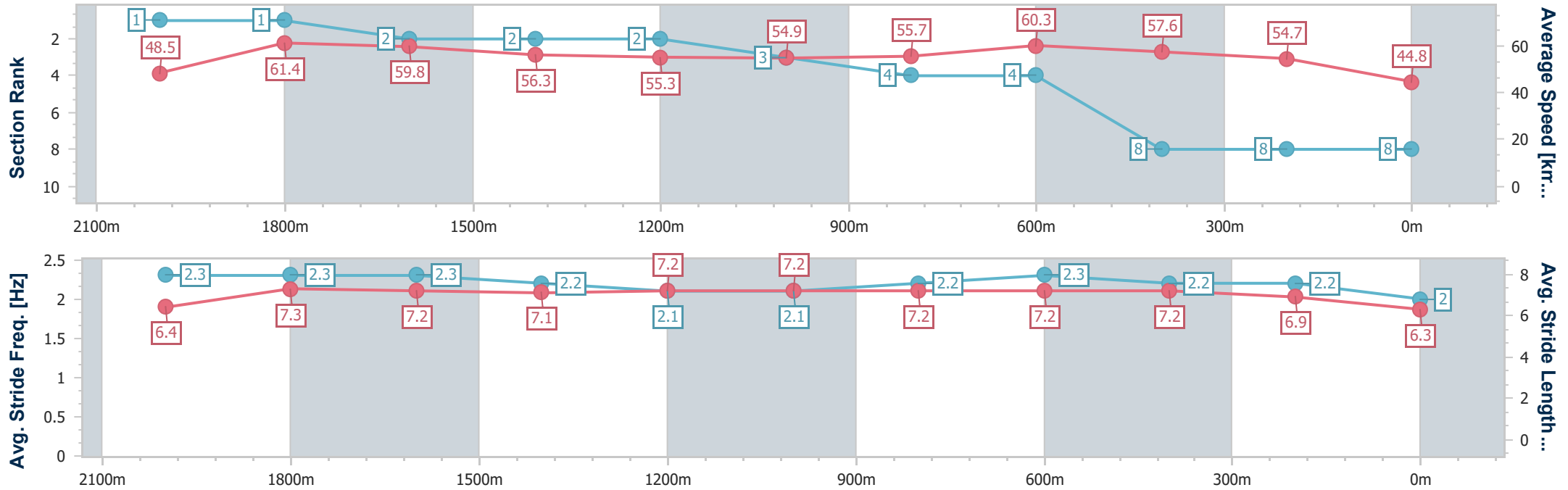
Ipswich QLD Professional
Race 5: GREAT NORTHERN BENCHMARK 65 Handicap - 2150m



10 April 2024 - 14:19

Track Rating: Soft 5, Weather: Fine, Rail Position: +3m

| Section | Overall | 2000m | 1800m | 1600m | 1400m | 1200m | 1000m | 800m | 600m | 400m | 200m |
|------------------------|--------------------------|--------------------------|--------------------------|--------------------------|--------------------------|--------------------------|--------------------------|--------------------------|--------------------------|--------------------------|--------------------------|
| Section Times | 2:20.21 [8] (0:11.14) | 2:09.07 [1] (0:11.74) | 1:57.33 [1] (0:11.95) | 1:45.38 [2] (0:12.76) | 1:32.62 [2] (0:13.04) | 1:19.58 [2] (0:13.11) | 1:06.47 [3] (0:12.96) | 0:53.51 [4] (0:11.88) | 0:41.63 [4] (0:12.47) | 0:29.16 [8] (0:13.07) | 0:16.09 [8] (0:16.09) |
| Average Speed [km/h] | 48.5 | 61.4 | 59.8 | 56.3 | 55.3 | 54.9 | 55.7 | 60.3 | 57.6 | 54.7 | 44.8 |
| Top Speed [km/h] | 60.7 | 63.8 | 62.2 | 57.3 | 55.8 | 55.7 | 58.7 | 61.5 | 60.4 | 57.3 | 52.5 |
| Avg. Dist. to Rail [m] | 3.4 | 0.9 | 0.9 | 0.4 | 0.2 | 0.2 | 0.1 | 0.4 | 1.0 | 0.8 | 1.3 |
| Avg. Stride Freq. [Hz] | 2.3 | 2.3 | 2.3 | 2.2 | 2.1 | 2.1 | 2.2 | 2.3 | 2.2 | 2.2 | 2.0 |
| Avg. Stride Length [m] | 6.4 | 7.3 | 7.2 | 7.1 | 7.2 | 7.2 | 7.2 | 7.2 | 7.2 | 6.9 | 6.3 |



- [] Ranking at each section and finish
- .-.- No data available at this section
- NA No data available