

Track Rating: Soft 5, Weather: Fine, Rail Position: +3m

Section												Last 600m	
Field Times		Overall	1200m	1000m	800m	600m	400m						
		1:21.64 (0:10.91)	1:10.73 (0:11.56)	0:59.17 (0:11.85)	0:47.32 (0:12.10)	0:35.22 (0:11.98)	0:23.24 (0:11.78)						0:35.22
Rank	TAB	Horse/Jockey	Barrier	Top Speed [km/h]	Fastest Section							Distance Travelled [m]	
1	7	EXCEED SPEED Michael Rodd	7	64.9 400m	0:10.99 Overall	1:21.64 [1] (0:10.99)	1:10.65 [2] (0:11.79)	0:58.86 [3] (0:11.91)	0:46.95 [3] (0:12.24)	0:34.71 [4] (0:11.84)	0:22.87 [4] (0:11.44)	0:34.71	
2	8	FLYWHEEL Noel Callow	8	64.5 200m	0:11.28 Overall	1:21.65 [2] (0:11.28)	1:10.37 [5] (0:11.59)	0:58.78 [4] (0:11.83)	0:46.95 [4] (0:12.10)	0:34.85 [3] (0:11.89)	0:22.96 [3] (0:11.57)	0:34.85	-3
3	17	MAKIN' STATEMENTS Madeleine Wishart	17	64.0 1200m	0:10.91 Overall	1:22.19 [3] (0:10.91)	1:11.28 [1] (0:11.56)	0:59.72 [2] (0:11.85)	0:47.87 [1] (0:12.10)	0:35.77 [1] (0:11.98)	0:23.79 [1] (0:11.78)	0:35.77	-4
4	19	MAKE HASTE Cejay Graham	19	64.5 400m	0:11.21 400m	1:22.24 [4] (0:11.98)	1:10.26 [12] (0:12.01)	0:58.25 [13] (0:11.85)	0:46.40 [14] (0:12.16)	0:34.24 [14] (0:11.70)	0:22.54 [13] (0:11.21)	0:34.24	-1
5	15	LAVONI Damien Thornton	15	62.9 400m	0:11.32 Overall	1:22.34 [5] (0:11.32)	1:11.02 [6] (0:11.69)	0:59.33 [6] (0:11.82)	0:47.51 [5] (0:12.28)	0:35.23 [6] (0:11.73)	0:23.50 [5] (0:11.69)	0:35.23	+2
6	24	LINDA'S MAGIC Nozi Tomizawa	24	63.3 1200m	0:11.59 Overall	1:22.35 [6] (0:11.59)	1:10.76 [8] (0:11.66)	0:59.10 [8] (0:11.85)	0:47.25 [7] (0:12.27)	0:34.98 [7] (0:11.72)	0:23.26 [7] (0:11.62)	0:34.98	-3
7	11	MERCHANT FLYER Justin Stanley	11	64.2 400m	0:11.31 400m	1:22.42 [7] (0:12.25)	1:10.17 [14] (0:11.76)	0:58.41 [14] (0:11.77)	0:46.64 [12] (0:12.10)	0:34.54 [12] (0:11.58)	0:22.96 [11] (0:11.31)	0:34.54	-4
8	5	UNITED FRONT Kyle Wilson-Taylor	5	62.3 400m	0:11.18 Overall	1:22.45 [8] (0:11.18)	1:11.27 [4] (0:11.78)	0:59.49 [5] (0:11.88)	0:47.61 [6] (0:12.20)	0:35.41 [5] (0:11.80)	0:23.61 [6] (0:11.68)	0:35.41	-1
9	10	HE GOES BOOM Angela Jones	10	64.1 1200m	0:11.12 Overall	1:22.59 [9] (0:11.12)	1:11.47 [3] (0:11.35)	1:00.12 [1] (0:11.92)	0:48.20 [2] (0:12.17)	0:36.03 [2] (0:11.96)	0:24.07 [2] (0:11.88)	0:36.03	-1
10	3	ELROY Robbie Dolan	3	64.3 400m	0:11.34 400m	1:22.72 [10] (0:11.80)	1:10.92 [10] (0:11.93)	0:58.99 [11] (0:11.89)	0:47.10 [11] (0:12.12)	0:34.98 [11] (0:11.77)	0:23.21 [12] (0:11.34)	0:34.98	+4

Scratched: Fourandahalf (#9), Cool Panels (#2), Velozes (#16), Zougirl (#22), Thunder Shanghai (#21), Fleur De Vie (#14), Clubhouse (#6), Superzoom (#12), Meanasenko (#23), Dare I Say (#18)

Track Rating: Soft 5, Weather: Fine, Rail Position: +3m

Section	Overall	1200m	1000m	800m	600m	400m	Last 600m
Field Times	1:21.64 (0:10.91)	1:10.73 (0:11.56)	0:59.17 (0:11.85)	0:47.32 (0:12.10)	0:35.22 (0:11.98)	0:23.24 (0:11.78)	0:35.22

Rank	TAB	Horse/Jockey	Barrier	Top Speed [km/h]	Fastest Section	Overall	1200m	1000m	800m	600m	400m	Last 600m	Distance Travelled [m]
11	13	DECISIVELY Mark Du Plessis	13	64.4 400m	0:11.32 400m	1:22.72 [11] (0:12.03)	1:10.69 [13] (0:11.91)	0:58.78 [12] (0:11.86)	0:46.92 [13] (0:12.19)	0:34.73 [13] (0:11.73)	0:23.00 [14] (0:11.32)	0:34.73	+2
12	4	FRANKEL MOON Michael Cahill	4	63.5 400m	0:11.40 400m	1:22.73 [12] (0:11.87)	1:10.86 [11] (0:11.81)	0:59.05 [10] (0:11.80)	0:47.25 [10] (0:12.10)	0:35.15 [10] (0:11.84)	0:23.31 [10] (0:11.40)	0:35.15	-3
13	1	BARGARA BOUND Ryan Wiggins	1	64.1 1200m	0:11.46 Overall	1:22.99 [13] (0:11.46)	1:11.53 [7] (0:11.79)	0:59.74 [7] (0:11.90)	0:47.84 [8] (0:12.25)	0:35.59 [8] (0:11.79)	0:23.80 [8] (0:11.79)	0:35.59	+1
14	20	PARRA Micheal Hellyer	20	62.7 1200m	0:11.62 Overall	1:23.17 [14] (0:11.62)	1:11.55 [9] (0:11.85)	0:59.70 [9] (0:11.94)	0:47.76 [9] (0:12.06)	0:35.70 [9] (0:11.93)	0:23.77 [9] (0:11.77)	0:35.70	+3

Scratched: Fourandahalf (#9), Cool Panels (#2), Velozes (#16), Zougirl (#22), Thunder Shanghai (#21), Fleur De Vie (#14), Clubhouse (#6), Superzoom (#12), Meanasenko (#23), Dare I Say (#18)



Ipswich QLD Professional
 Race 4: TAB Maiden Plate - 1350m
 10 April 2024 - 13:44



Track Rating: Soft 5, Weather: Fine, Rail Position: +3m

Section				200m				Last 600m	
Field Times				0:11.46 (0:11.46)				0:35.22	
Rank	TAB	Horse/Jockey	Barrier	Top Speed [km/h]	Fastest Section	Margin			Distance Travelled [m]
1	7	EXCEED SPEED Michael Rodd	7	64.9 400m	0:10.99 Overall	0:11.43 [2] (0:11.43)	1:21.64		0:34.71
2	8	FLYWHEEL Noel Callow	8	64.5 200m	0:11.28 Overall	0:11.39 [3] (0:11.39)	0.07L		0:34.85 -3
3	17	MAKIN' STATEMENTS Madeleine Wishart	17	64.0 1200m	0:10.91 Overall	0:12.01 [1] (0:12.01)	3.21L		0:35.77 -4
4	19	MAKE HASTE Cejay Graham	19	64.5 400m	0:11.21 400m	0:11.33 [11] (0:11.33)	3.5L		0:34.24 -1
5	15	LAVONI Damien Thornton	15	62.9 400m	0:11.32 Overall	0:11.81 [6] (0:11.81)	4.11L		0:35.23 +2
6	24	LINDA'S MAGIC Nozi Tomizawa	24	63.3 1200m	0:11.59 Overall	0:11.64 [7] (0:11.64)	4.17L		0:34.98 -3
7	11	MERCHANT FLYER Justin Stanley	11	64.2 400m	0:11.31 400m	0:11.65 [8] (0:11.65)	4.55L		0:34.54 -4
8	5	UNITED FRONT Kyle Wilson-Taylor	5	62.3 400m	0:11.18 Overall	0:11.93 [5] (0:11.93)	4.75L		0:35.41 -1
9	10	HE GOES BOOM Angela Jones	10	64.1 1200m	0:11.12 Overall	0:12.19 [4] (0:12.19)	5.59L		0:36.03 -1
10	3	ELROY Robbie Dolan	3	64.3 400m	0:11.34 400m	0:11.87 [10] (0:11.87)	6.32L		0:34.98 +4

Scratched: Fourandahalf (#9), Cool Panels (#2), Velozes (#16), Zougirl (#22), Thunder Shanghai (#21), Fleur De Vie (#14), Clubhouse (#6), Superzoom (#12), Meanasenko (#23), Dare I Say (#18)

[] Ranking at each section and finish
 -:-:- No data available at this section
 NA No data available

SCN Saddle cloth number
 DNF Did not finish
 DNT Did not track

Track Rating: Soft 5, Weather: Fine, Rail Position: +3m

Section				200m				Last 600m		
Field Times				0:11.46 (0:11.46)				0:35.22		
Rank	TAB	Horse/Jockey	Barrier	Top Speed [km/h]	Fastest Section	Margin			Distance Travelled [m]	
11	13	DECISIVELY Mark Du Plessis	13	64.4 400m	0:11.32 400m (0:11.68)	0:11.68 [13]	6.34L		0:34.73	+2
12	4	FRANKEL MOON Michael Cahill	4	63.5 400m	0:11.40 400m (0:11.91)	0:11.91 [9]	6.42L		0:35.15	-3
13	1	BARGARA BOUND Ryan Wiggins	1	64.1 1200m	0:11.46 Overall (0:12.01)	0:12.01 [12]	7.91L		0:35.59	+1
14	20	PARRA Micheal Hellyer	20	62.7 1200m	0:11.62 Overall (0:12.00)	0:12.00 [14]	9.01L		0:35.70	+3

Scratched: Fourandahalf (#9), Cool Panels (#2), Velozes (#16), Zougirl (#22), Thunder Shanghai (#21), Fleur De Vie (#14), Clubhouse (#6), Superzoom (#12), Meanasenko (#23), Dare I Say (#18)



Horse/Jockey Name	Exceed Speed
Final Rank	1
Fastest Section Time (Section)	0:10.99 (Overall)
Top Speed [km/h] (Section)	64.9 (400m)
Race State	Finished



Ipswich QLD Professional

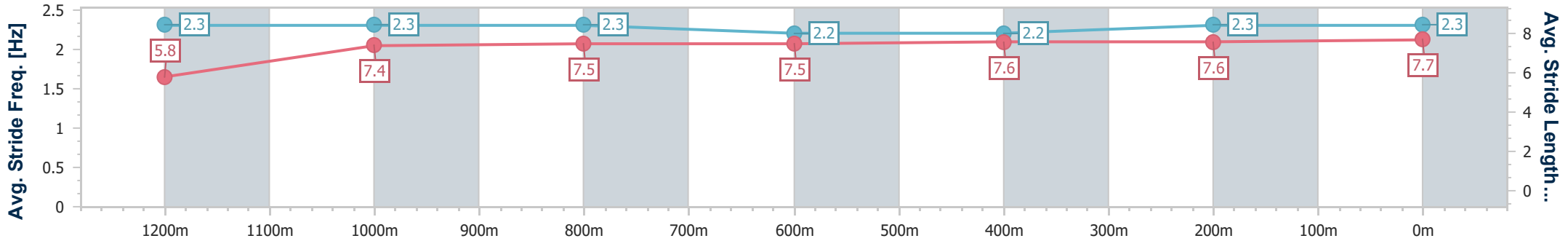
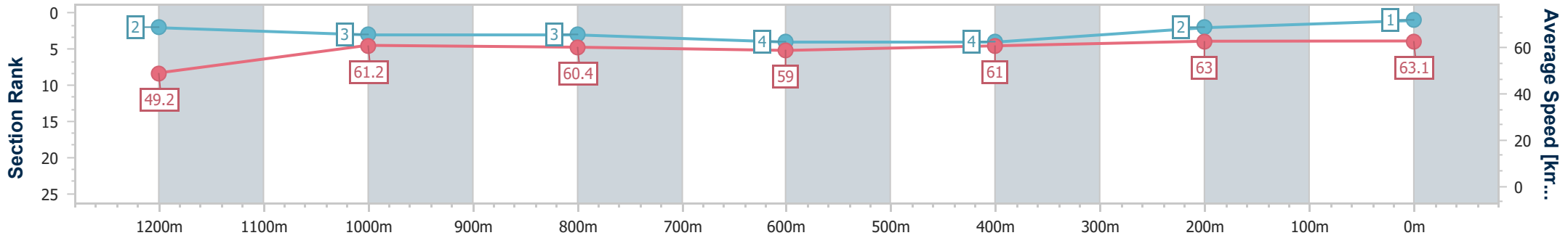
Race 4: TAB Maiden Plate - 1350m

10 April 2024 - 13:44



Track Rating: Soft 5, Weather: Fine, Rail Position: +3m

Section	Overall	1200m	1000m	800m	600m	400m	200m
Section Times	1:21.64 [1] (0:10.99)	1:10.65 [2] (0:11.79)	0:58.86 [3] (0:11.91)	0:46.95 [3] (0:12.24)	0:34.71 [4] (0:11.84)	0:22.87 [4] (0:11.44)	0:11.43 [2] (0:11.43)
Average Speed [km/h]	49.2	61.2	60.4	59.0	61.0	63.0	63.1
Top Speed [km/h]	61.8	62.6	61.1	59.6	62.2	64.9	64.4
Avg. Dist. to Rail [m]	2.9	2.4	0.4	0.4	0.5	2.0	5.5
Avg. Stride Freq. [Hz]	2.3	2.3	2.3	2.2	2.2	2.3	2.3
Avg. Stride Length [m]	5.8	7.4	7.5	7.5	7.6	7.6	7.7



- [] Ranking at each section and finish
- .-.- No data available at this section
- NA No data available



Horse/Jockey Name	Flywheel
Final Rank	2
Fastest Section Time (Section)	0:11.28 (Overall)
Top Speed [km/h] (Section)	64.5 (200m)
Race State	Finished



Ipswich QLD Professional

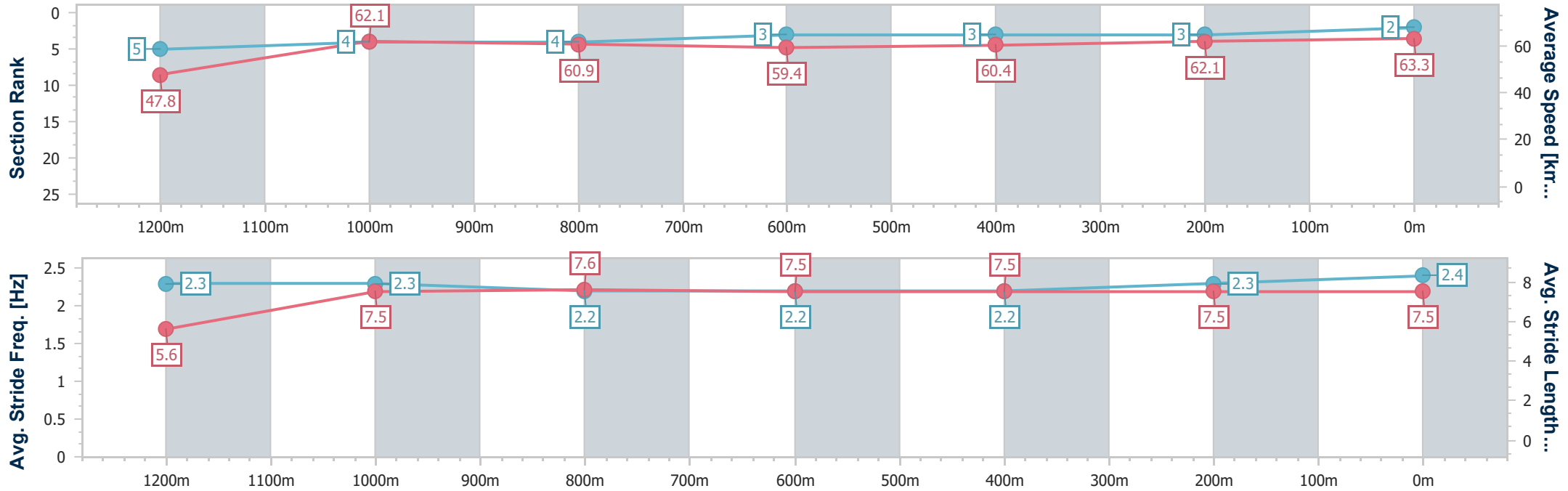
Race 4: TAB Maiden Plate - 1350m

10 April 2024 - 13:44



Track Rating: Soft 5, Weather: Fine, Rail Position: +3m

Section	Overall	1200m	1000m	800m	600m	400m	200m
Section Times	1:21.65 [2] (0:11.28)	1:10.37 [5] (0:11.59)	0:58.78 [4] (0:11.83)	0:46.95 [4] (0:12.10)	0:34.85 [3] (0:11.89)	0:22.96 [3] (0:11.57)	0:11.39 [3] (0:11.39)
Average Speed [km/h]	47.8	62.1	60.9	59.4	60.4	62.1	63.3
Top Speed [km/h]	62.2	62.8	61.5	60.1	61.4	63.9	64.5
Avg. Dist. to Rail [m]	0.7	0.9	0.2	0.4	0.6	1.2	4.4
Avg. Stride Freq. [Hz]	2.3	2.3	2.2	2.2	2.2	2.3	2.4
Avg. Stride Length [m]	5.6	7.5	7.6	7.5	7.5	7.5	7.5



- [] Ranking at each section and finish
- .-.- No data available at this section
- NA No data available



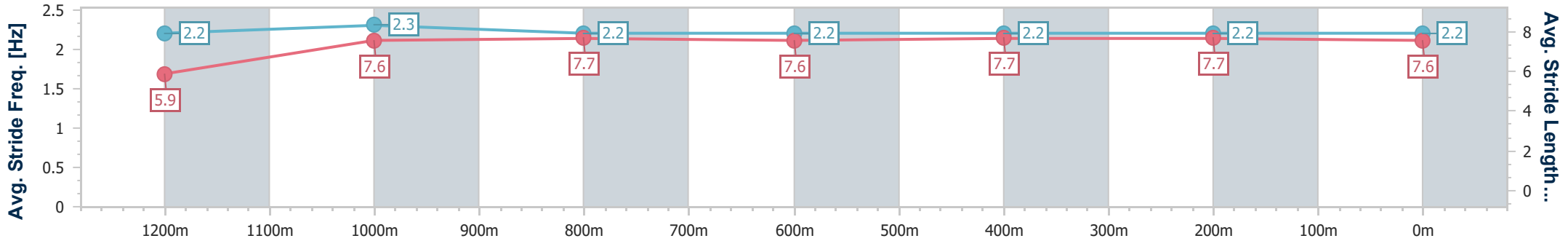
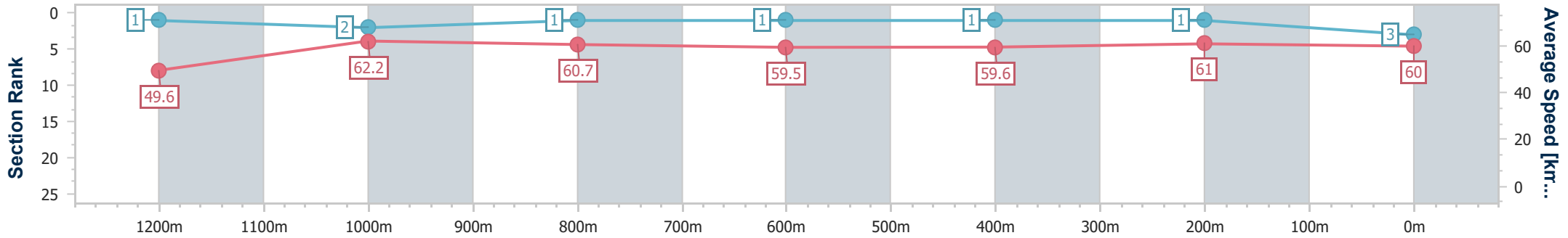
Horse/Jockey Name	Makin' Statements
Final Rank	3
Fastest Section Time (Section)	0:10.91 (Overall)
Top Speed [km/h] (Section)	64.0 (1200m)
Race State	Finished



Ipswich QLD Professional
 Race 4: TAB Maiden Plate - 1350m
 10 April 2024 - 13:44
 Track Rating: Soft 5, Weather: Fine, Rail Position: +3m



Section	Overall	1200m	1000m	800m	600m	400m	200m
Section Times	1:22.19 [3] (0:10.91)	1:11.28 [1] (0:11.56)	0:59.72 [2] (0:11.85)	0:47.87 [1] (0:12.10)	0:35.77 [1] (0:11.98)	0:23.79 [1] (0:11.78)	0:12.01 [1] (0:12.01)
Average Speed [km/h]	49.6	62.2	60.7	59.5	59.6	61.0	60.0
Top Speed [km/h]	63.0	64.0	62.5	59.8	60.8	61.7	61.4
Avg. Dist. to Rail [m]	3.5	2.1	0.4	0.9	1.3	0.7	1.4
Avg. Stride Freq. [Hz]	2.2	2.3	2.2	2.2	2.2	2.2	2.2
Avg. Stride Length [m]	5.9	7.6	7.7	7.6	7.7	7.7	7.6



- [] Ranking at each section and finish
- .-.- No data available at this section
- NA No data available



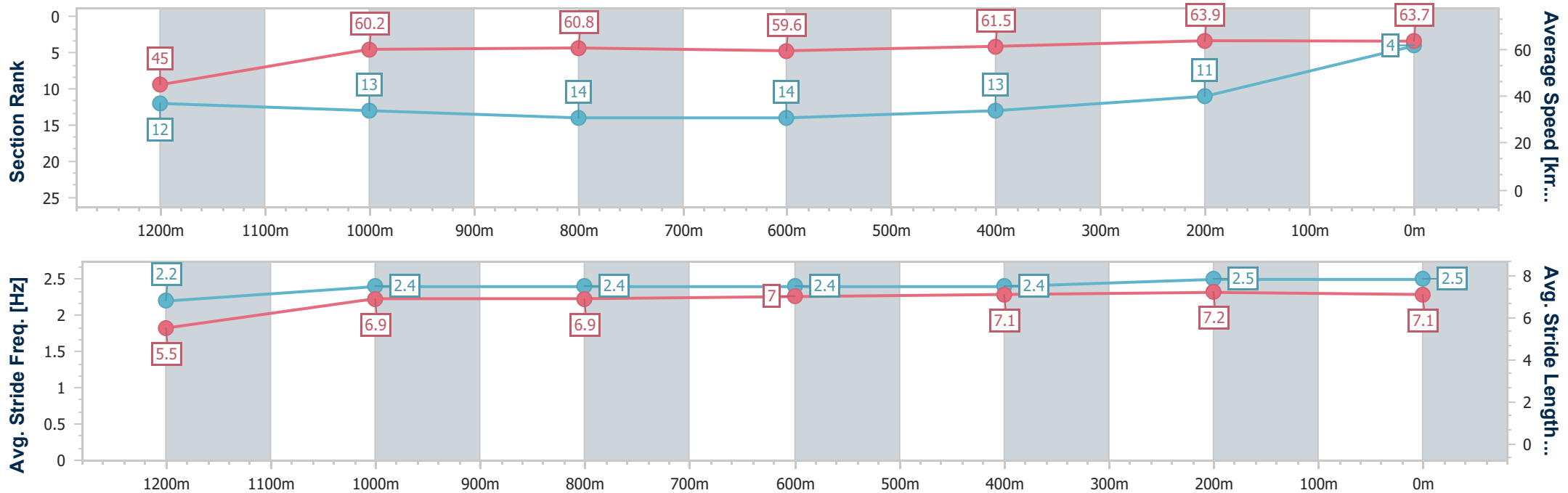
Horse/Jockey Name	Make Haste
Final Rank	4
Fastest Section Time (Section)	0:11.21 (400m)
Top Speed [km/h] (Section)	64.5 (400m)
Race State	Finished



Ipswich QLD Professional
 Race 4: TAB Maiden Plate - 1350m
 10 April 2024 - 13:44
 Track Rating: Soft 5, Weather: Fine, Rail Position: +3m



Section	Overall	1200m	1000m	800m	600m	400m	200m
Section Times	1:22.24 [4] (0:11.98)	1:10.26 [12] (0:12.01)	0:58.25 [13] (0:11.85)	0:46.40 [14] (0:12.16)	0:34.24 [14] (0:11.70)	0:22.54 [13] (0:11.21)	0:11.33 [11] (0:11.33)
Average Speed [km/h]	45.0	60.2	60.8	59.6	61.5	63.9	63.7
Top Speed [km/h]	59.1	61.0	62.0	61.8	62.9	64.5	64.2
Avg. Dist. to Rail [m]	4.5	1.5	1.1	0.9	0.4	0.9	0.3
Avg. Stride Freq. [Hz]	2.2	2.4	2.4	2.4	2.4	2.5	2.5
Avg. Stride Length [m]	5.5	6.9	6.9	7.0	7.1	7.2	7.1



- [] Ranking at each section and finish
- .-.- No data available at this section
- NA No data available



Horse/Jockey Name	Lavoni
Final Rank	5
Fastest Section Time (Section)	0:11.32 (Overall)
Top Speed [km/h] (Section)	62.9 (400m)
Race State	Finished



Ipswich QLD Professional

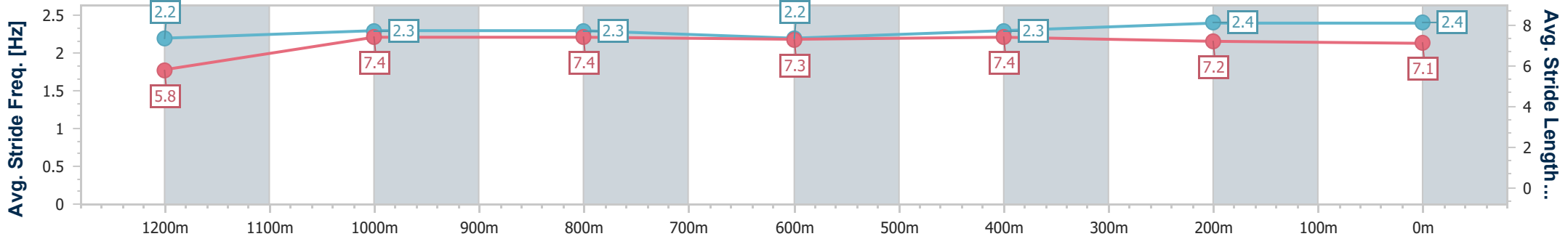
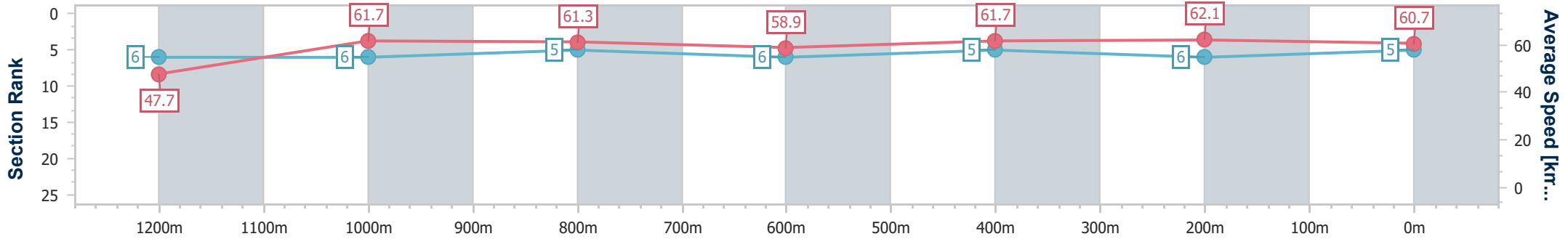
Race 4: TAB Maiden Plate - 1350m

10 April 2024 - 13:44



Track Rating: Soft 5, Weather: Fine, Rail Position: +3m

Section	Overall	1200m	1000m	800m	600m	400m	200m
Section Times	1:22.34 [5] (0:11.32)	1:11.02 [6] (0:11.69)	0:59.33 [6] (0:11.82)	0:47.51 [5] (0:12.28)	0:35.23 [6] (0:11.73)	0:23.50 [5] (0:11.69)	0:11.81 [6] (0:11.81)
Average Speed [km/h]	47.7	61.7	61.3	58.9	61.7	62.1	60.7
Top Speed [km/h]	61.0	62.8	62.2	60.3	62.6	62.9	62.6
Avg. Dist. to Rail [m]	10.6	3.6	2.0	1.0	1.0	3.2	6.6
Avg. Stride Freq. [Hz]	2.2	2.3	2.3	2.2	2.3	2.4	2.4
Avg. Stride Length [m]	5.8	7.4	7.4	7.3	7.4	7.2	7.1



- [] Ranking at each section and finish
- .-.- No data available at this section
- NA No data available



Horse/Jockey Name	Linda's Magic
Final Rank	6
Fastest Section Time (Section)	0:11.59 (Overall)
Top Speed [km/h] (Section)	63.3 (1200m)
Race State	Finished



Ipswich QLD Professional

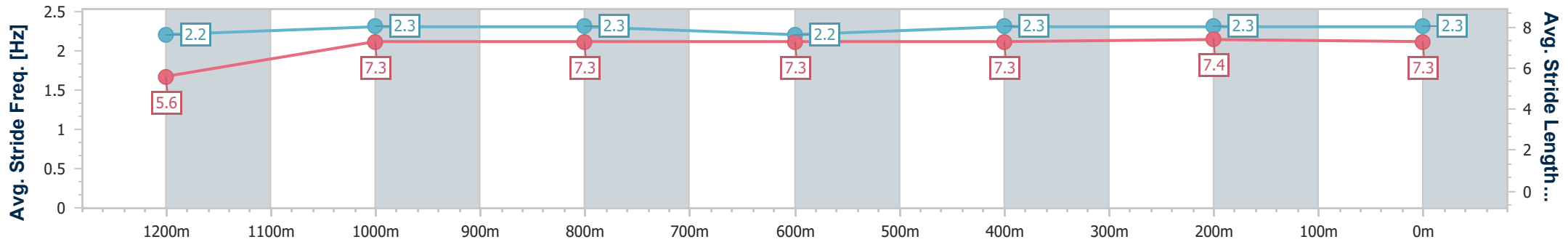
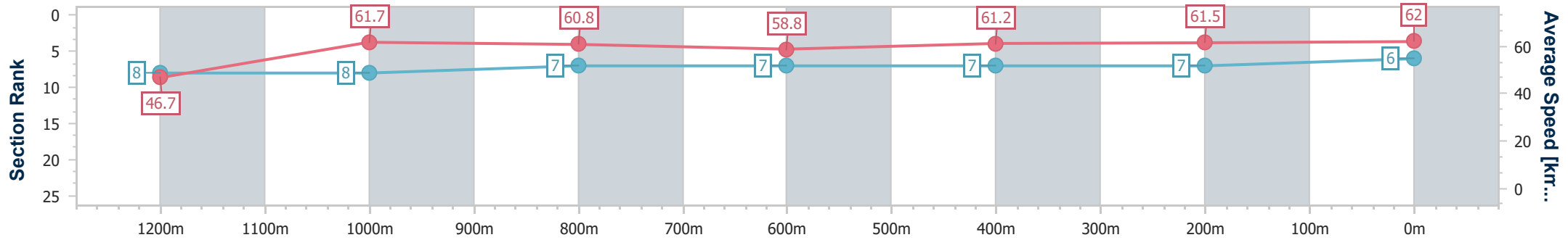
Race 4: TAB Maiden Plate - 1350m

10 April 2024 - 13:44

Track Rating: Soft 5, Weather: Fine, Rail Position: +3m



Section	Overall	1200m	1000m	800m	600m	400m	200m
Section Times	1:22.35 [6] (0:11.59)	1:10.76 [8] (0:11.66)	0:59.10 [8] (0:11.85)	0:47.25 [7] (0:12.27)	0:34.98 [7] (0:11.72)	0:23.26 [7] (0:11.62)	0:11.64 [7] (0:11.64)
Average Speed [km/h]	46.7	61.7	60.8	58.8	61.2	61.5	62.0
Top Speed [km/h]	61.7	63.3	61.2	60.6	62.3	62.2	62.8
Avg. Dist. to Rail [m]	5.7	1.2	0.2	0.3	0.6	0.8	0.8
Avg. Stride Freq. [Hz]	2.2	2.3	2.3	2.2	2.3	2.3	2.3
Avg. Stride Length [m]	5.6	7.3	7.3	7.3	7.3	7.4	7.3



- [] Ranking at each section and finish
- .-.- No data available at this section
- NA No data available



Horse/Jockey Name	Merchant Flyer
Final Rank	7
Fastest Section Time (Section)	0:11.31 (400m)
Top Speed [km/h] (Section)	64.2 (400m)
Race State	Finished



Ipswich QLD Professional

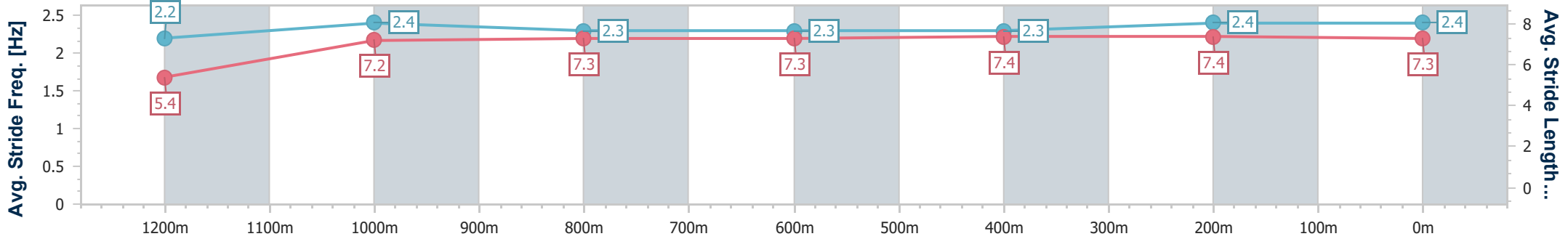
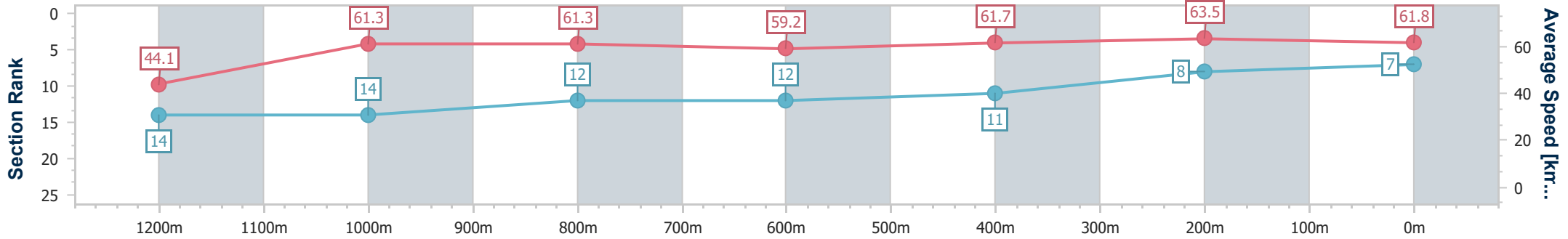
Race 4: TAB Maiden Plate - 1350m

10 April 2024 - 13:44



Track Rating: Soft 5, Weather: Fine, Rail Position: +3m

Section	Overall	1200m	1000m	800m	600m	400m	200m
Section Times	1:22.42 [7] (0:12.25)	1:10.17 [14] (0:11.76)	0:58.41 [14] (0:11.77)	0:46.64 [12] (0:12.10)	0:34.54 [12] (0:11.58)	0:22.96 [11] (0:11.31)	0:11.65 [8] (0:11.65)
Average Speed [km/h]	44.1	61.3	61.3	59.2	61.7	63.5	61.8
Top Speed [km/h]	58.6	63.0	61.9	61.3	63.8	64.2	62.8
Avg. Dist. to Rail [m]	10.2	0.6	0.3	0.7	1.2	1.1	1.8
Avg. Stride Freq. [Hz]	2.2	2.4	2.3	2.3	2.3	2.4	2.4
Avg. Stride Length [m]	5.4	7.2	7.3	7.3	7.4	7.4	7.3



- [] Ranking at each section and finish
- .-.- No data available at this section
- NA No data available



Horse/Jockey Name	United Front
Final Rank	8
Fastest Section Time (Section)	0:11.18 (Overall)
Top Speed [km/h] (Section)	62.3 (400m)
Race State	Finished



Ipswich QLD Professional

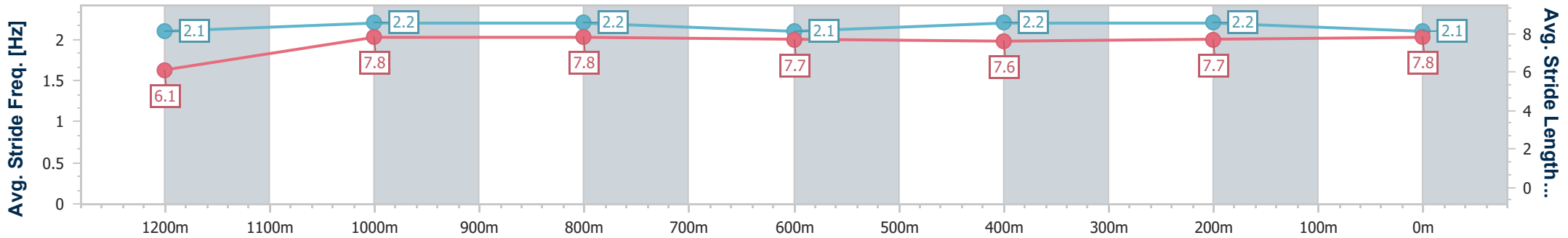
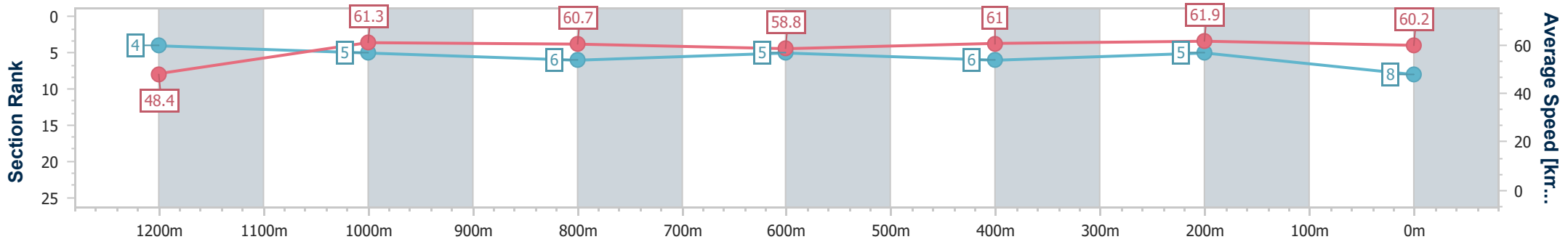
Race 4: TAB Maiden Plate - 1350m

10 April 2024 - 13:44

Track Rating: Soft 5, Weather: Fine, Rail Position: +3m



Section	Overall	1200m	1000m	800m	600m	400m	200m
Section Times	1:22.45 [8] (0:11.18)	1:11.27 [4] (0:11.78)	0:59.49 [5] (0:11.88)	0:47.61 [6] (0:12.20)	0:35.41 [5] (0:11.80)	0:23.61 [6] (0:11.68)	0:11.93 [5] (0:11.93)
Average Speed [km/h]	48.4	61.3	60.7	58.8	61.0	61.9	60.2
Top Speed [km/h]	62.2	62.1	61.3	59.9	61.8	62.3	62.0
Avg. Dist. to Rail [m]	4.8	2.5	1.0	0.6	0.3	1.9	5.0
Avg. Stride Freq. [Hz]	2.1	2.2	2.2	2.1	2.2	2.2	2.1
Avg. Stride Length [m]	6.1	7.8	7.8	7.7	7.6	7.7	7.8



- [] Ranking at each section and finish
- .-.- No data available at this section
- NA No data available



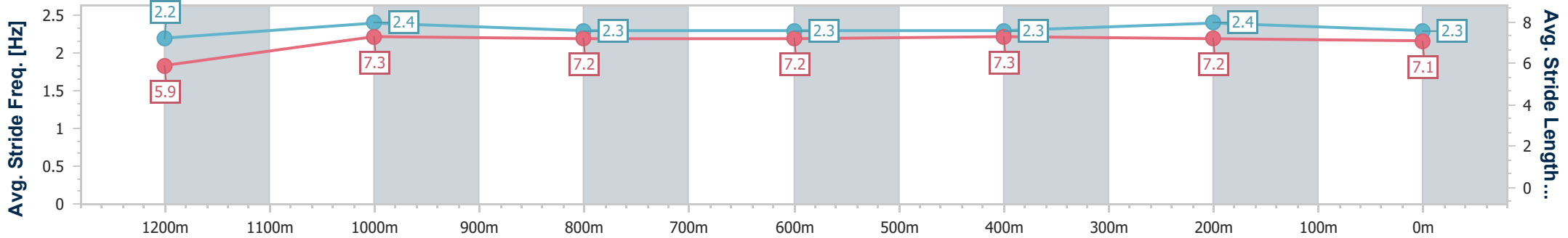
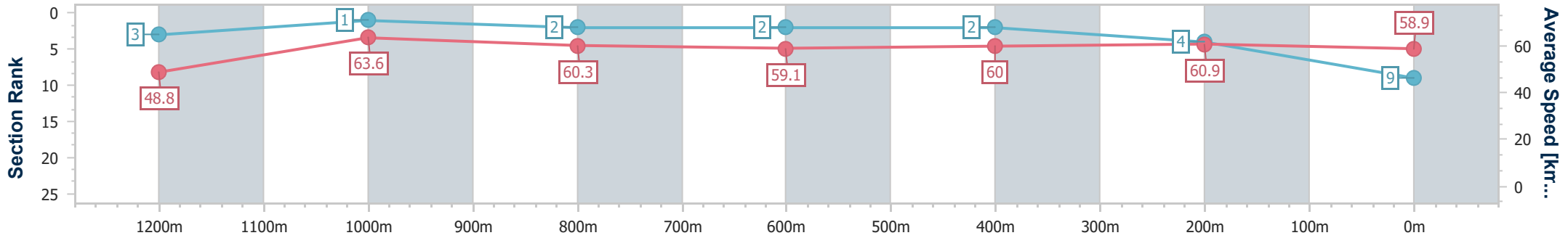
Horse/Jockey Name	He Goes Boom
Final Rank	9
Fastest Section Time (Section)	0:11.12 (Overall)
Top Speed [km/h] (Section)	64.1 (1200m)
Race State	Finished



Ipswich QLD Professional
 Race 4: TAB Maiden Plate - 1350m
 10 April 2024 - 13:44
 Track Rating: Soft 5, Weather: Fine, Rail Position: +3m



Section	Overall	1200m	1000m	800m	600m	400m	200m
Section Times	1:22.59 [9] (0:11.12)	1:11.47 [3] (0:11.35)	1:00.12 [1] (0:11.92)	0:48.20 [2] (0:12.17)	0:36.03 [2] (0:11.96)	0:24.07 [2] (0:11.88)	0:12.19 [4] (0:12.19)
Average Speed [km/h]	48.8	63.6	60.3	59.1	60.0	60.9	58.9
Top Speed [km/h]	62.9	64.1	62.2	59.6	61.7	61.7	60.2
Avg. Dist. to Rail [m]	8.4	3.8	0.6	0.4	0.4	1.5	3.5
Avg. Stride Freq. [Hz]	2.2	2.4	2.3	2.3	2.3	2.4	2.3
Avg. Stride Length [m]	5.9	7.3	7.2	7.2	7.3	7.2	7.1



- [] Ranking at each section and finish
- .-.- No data available at this section
- NA No data available



Horse/Jockey Name	Elroy
Final Rank	10
Fastest Section Time (Section)	0:11.34 (400m)
Top Speed [km/h] (Section)	64.3 (400m)
Race State	Finished



Ipswich QLD Professional

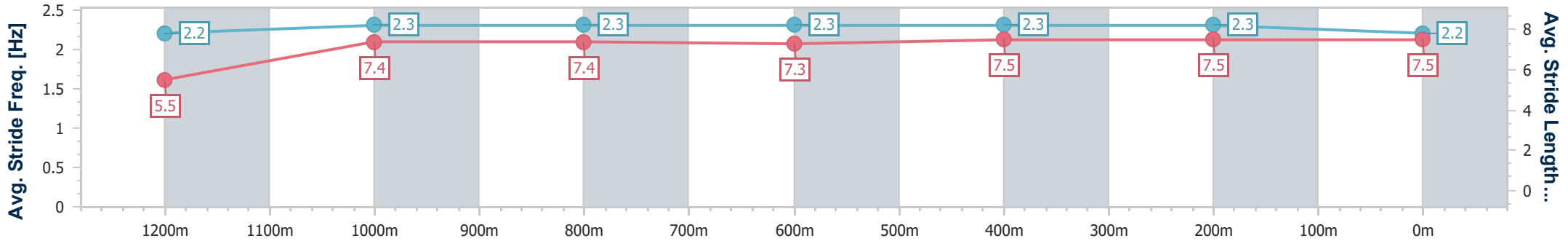
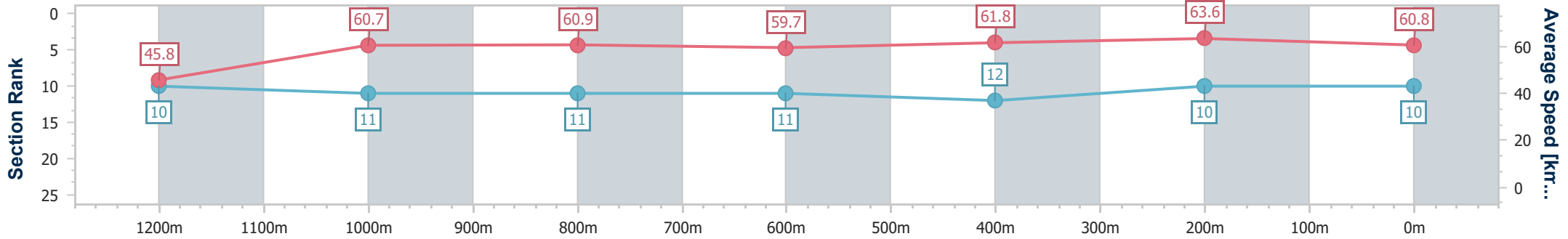
Race 4: TAB Maiden Plate - 1350m

10 April 2024 - 13:44



Track Rating: Soft 5, Weather: Fine, Rail Position: +3m

Section	Overall	1200m	1000m	800m	600m	400m	200m
Section Times	1:22.72 [10] (0:11.80)	1:10.92 [10] (0:11.93)	0:58.99 [11] (0:11.89)	0:47.10 [11] (0:12.12)	0:34.98 [11] (0:11.77)	0:23.21 [12] (0:11.34)	0:11.87 [10] (0:11.87)
Average Speed [km/h]	45.8	60.7	60.9	59.7	61.8	63.6	60.8
Top Speed [km/h]	59.9	61.6	62.3	61.2	63.4	64.3	63.1
Avg. Dist. to Rail [m]	6.8	3.1	2.0	1.9	1.7	2.3	6.3
Avg. Stride Freq. [Hz]	2.2	2.3	2.3	2.3	2.3	2.3	2.2
Avg. Stride Length [m]	5.5	7.4	7.4	7.3	7.5	7.5	7.5



- [] Ranking at each section and finish
- .-.- No data available at this section
- NA No data available



Horse/Jockey Name	Decisively
Final Rank	11
Fastest Section Time (Section)	0:11.32 (400m)
Top Speed [km/h] (Section)	64.4 (400m)
Race State	Finished



Ipswich QLD Professional

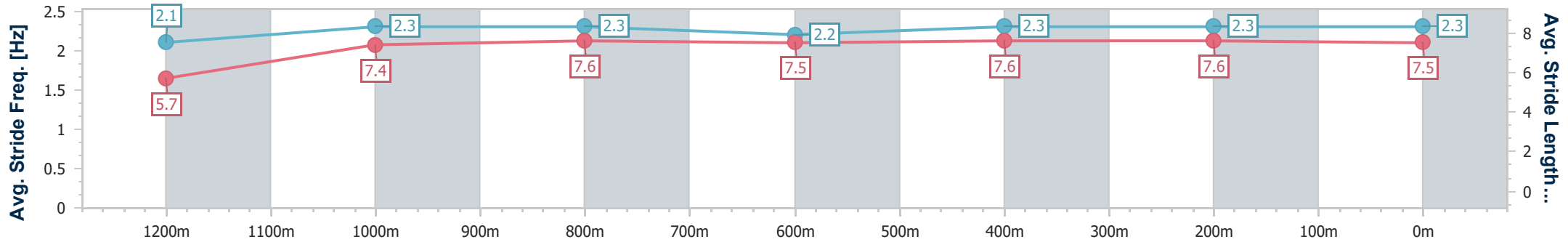
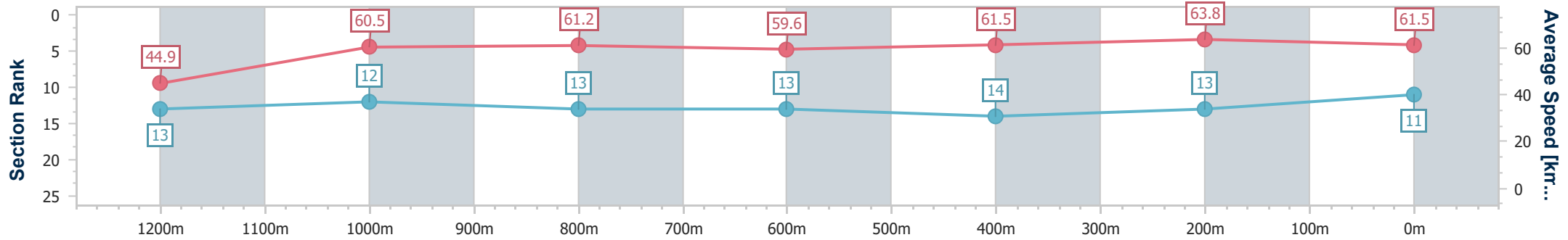
Race 4: TAB Maiden Plate - 1350m

10 April 2024 - 13:44



Track Rating: Soft 5, Weather: Fine, Rail Position: +3m

Section	Overall	1200m	1000m	800m	600m	400m	200m
Section Times	1:22.72 [11] (0:12.03)	1:10.69 [13] (0:11.91)	0:58.78 [12] (0:11.86)	0:46.92 [13] (0:12.19)	0:34.73 [13] (0:11.73)	0:23.00 [14] (0:11.32)	0:11.68 [13] (0:11.68)
Average Speed [km/h]	44.9	60.5	61.2	59.6	61.5	63.8	61.5
Top Speed [km/h]	59.0	62.4	62.4	61.1	62.9	64.4	63.2
Avg. Dist. to Rail [m]	7.1	2.5	1.8	2.2	1.4	0.4	0.4
Avg. Stride Freq. [Hz]	2.1	2.3	2.3	2.2	2.3	2.3	2.3
Avg. Stride Length [m]	5.7	7.4	7.6	7.5	7.6	7.6	7.5



- [] Ranking at each section and finish
- .-.- No data available at this section
- NA No data available



Horse/Jockey Name	Frankel Moon
Final Rank	12
Fastest Section Time (Section)	0:11.40 (400m)
Top Speed [km/h] (Section)	63.5 (400m)
Race State	Finished



Ipswich QLD Professional

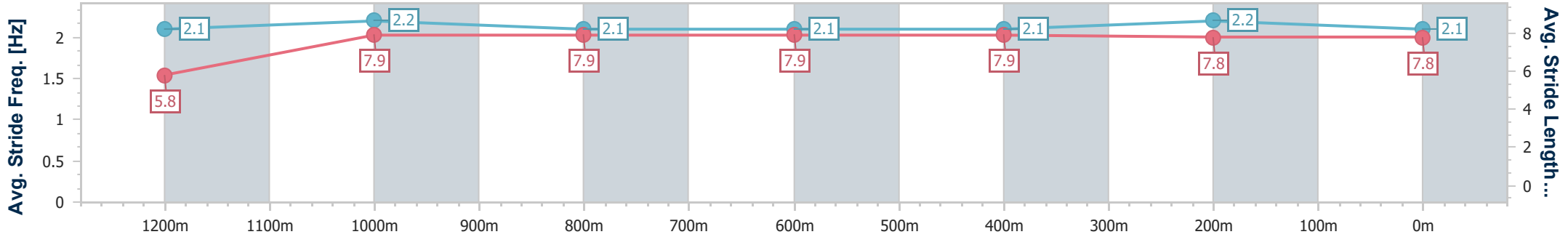
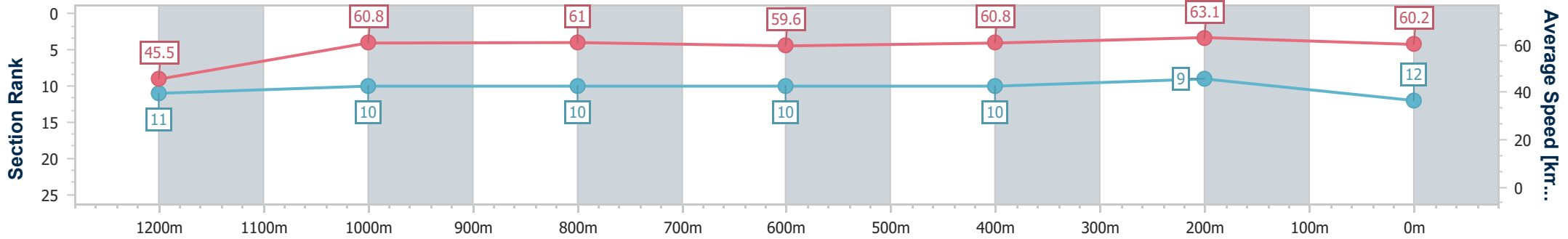
Race 4: TAB Maiden Plate - 1350m

10 April 2024 - 13:44



Track Rating: Soft 5, Weather: Fine, Rail Position: +3m

Section	Overall	1200m	1000m	800m	600m	400m	200m
Section Times	1:22.73 [12] (0:11.87)	1:10.86 [11] (0:11.81)	0:59.05 [10] (0:11.80)	0:47.25 [10] (0:12.10)	0:35.15 [10] (0:11.84)	0:23.31 [10] (0:11.40)	0:11.91 [9] (0:11.91)
Average Speed [km/h]	45.5	60.8	61.0	59.6	60.8	63.1	60.2
Top Speed [km/h]	60.1	61.3	61.4	60.9	62.8	63.5	62.5
Avg. Dist. to Rail [m]	2.9	0.7	0.2	0.3	0.3	1.1	2.5
Avg. Stride Freq. [Hz]	2.1	2.2	2.1	2.1	2.1	2.2	2.1
Avg. Stride Length [m]	5.8	7.9	7.9	7.9	7.9	7.8	7.8



- [] Ranking at each section and finish
- .-.- No data available at this section
- NA No data available



Horse/Jockey Name	Bargara Bound
Final Rank	13
Fastest Section Time (Section)	0:11.46 (Overall)
Top Speed [km/h] (Section)	64.1 (1200m)
Race State	Finished



Ipswich QLD Professional

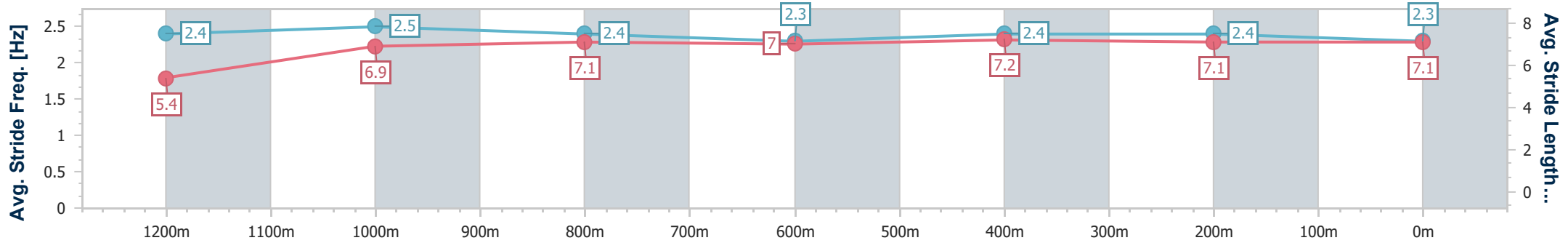
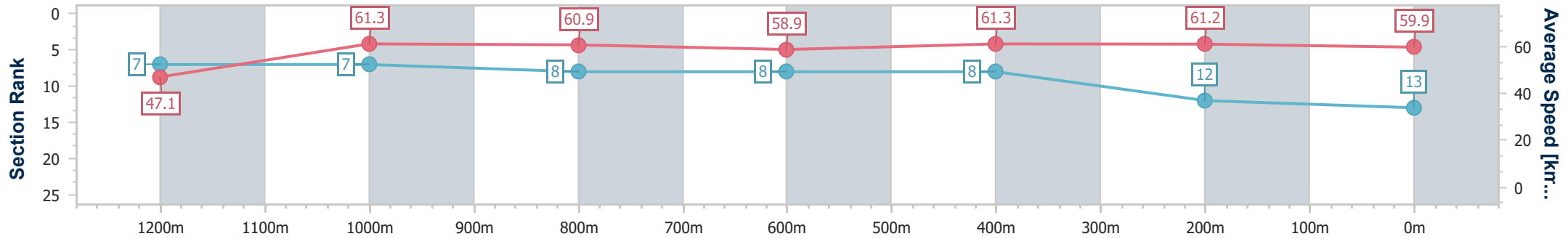
Race 4: TAB Maiden Plate - 1350m

10 April 2024 - 13:44



Track Rating: Soft 5, Weather: Fine, Rail Position: +3m

Section	Overall	1200m	1000m	800m	600m	400m	200m
Section Times	1:22.99 [13] (0:11.46)	1:11.53 [7] (0:11.79)	0:59.74 [7] (0:11.90)	0:47.84 [8] (0:12.25)	0:35.59 [8] (0:11.79)	0:23.80 [8] (0:11.79)	0:12.01 [12] (0:12.01)
Average Speed [km/h]	47.1	61.3	60.9	58.9	61.3	61.2	59.9
Top Speed [km/h]	64.0	64.1	61.8	61.2	62.3	62.4	61.0
Avg. Dist. to Rail [m]	9.6	3.0	1.5	0.5	0.8	2.5	5.6
Avg. Stride Freq. [Hz]	2.4	2.5	2.4	2.3	2.4	2.4	2.3
Avg. Stride Length [m]	5.4	6.9	7.1	7.0	7.2	7.1	7.1



- [] Ranking at each section and finish
- .-.- No data available at this section
- NA No data available



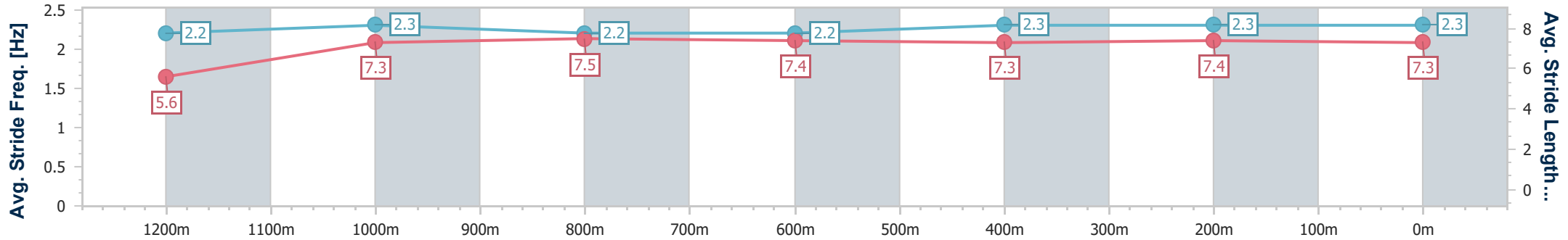
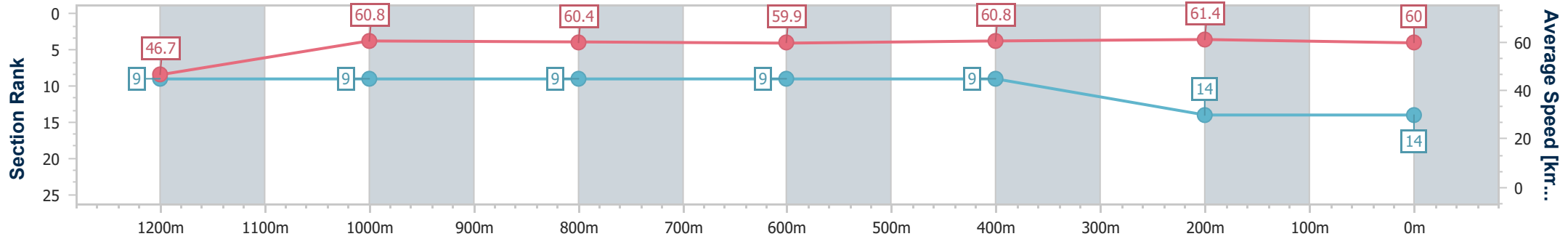
Horse/Jockey Name	Parra
Final Rank	14
Fastest Section Time (Section)	0:11.62 (Overall)
Top Speed [km/h] (Section)	62.7 (1200m)
Race State	Finished



Ipswich QLD Professional
 Race 4: TAB Maiden Plate - 1350m
 10 April 2024 - 13:44
 Track Rating: Soft 5, Weather: Fine, Rail Position: +3m



Section	Overall	1200m	1000m	800m	600m	400m	200m
Section Times	1:23.17 [14] (0:11.62)	1:11.55 [9] (0:11.85)	0:59.70 [9] (0:11.94)	0:47.76 [9] (0:12.06)	0:35.70 [9] (0:11.93)	0:23.77 [9] (0:11.77)	0:12.00 [14] (0:12.00)
Average Speed [km/h]	46.7	60.8	60.4	59.9	60.8	61.4	60.0
Top Speed [km/h]	62.7	62.7	61.0	61.2	61.1	62.3	62.1
Avg. Dist. to Rail [m]	9.2	2.4	1.1	1.0	1.7	2.3	3.5
Avg. Stride Freq. [Hz]	2.2	2.3	2.2	2.2	2.3	2.3	2.3
Avg. Stride Length [m]	5.6	7.3	7.5	7.4	7.3	7.4	7.3



- [] Ranking at each section and finish
- .-.- No data available at this section
- NA No data available