



# Sunshine Coast Poly Track QLD Professional

## Race 7: SUNSHINE COAST DAILY Handicap - 1000m

07 April 2024 - 16:52



Track Rating: Synthetic, Weather: Rain, Rail Position: True

Section		Overall	800m	600m	400m	200m	Last 600m					
Field Times		0:43.52 (0:00.00)	0:43.52 (0:09.29)	0:34.23 (0:10.99)	0:23.24 (0:11.19)	0:12.05 (0:12.05)	0:34.23					
Rank	TAB Horse/Jockey	Barrier	Top Speed [km/h]	Fastest Section	Margin			Distance Travelled [m]				
1	1 YOU'LL BE MIST James Orman	1	69.5 Overall	0:09.36 800m	0:43.52 [1] (0:00.00)	0:43.52 [1] (0:09.36)	0:34.16 [2] (0:11.05)	0:23.11 [2] (0:11.09)	0:12.02 [2] (0:12.02)	0:43.52	0:34.16	
2	10 DARE TO SHARE Nikita Beriman	10	68.6 Overall	0:09.79 800m	0:43.61 [2] (0:00.00)	0:43.61 [5] (0:09.79)	0:33.83 [6] (0:11.02)	0:22.81 [5] (0:11.08)	0:11.73 [5] (0:11.73)	0.4L	0:33.83	+0
3	8 HODGSON Emily Lang	8	70.2 800m	0:09.30 800m	0:43.66 [3] (0:00.00)	0:43.66 [2] (0:09.30)	0:34.37 [1] (0:10.99)	0:23.38 [1] (0:11.19)	0:12.19 [1] (0:12.19)	0.6L	0:34.37	+2
4	5 ROLLINWITHTHEFLOW Dale Smith	5	70.0 Overall	0:09.76 800m	0:43.74 [4] (0:00.00)	0:43.74 [6] (0:09.76)	0:33.99 [5] (0:11.05)	0:22.94 [6] (0:11.14)	0:11.80 [6] (0:11.80)	0.9L	0:33.99	+8
5	4 GEMELON BOLT Damien Thornton	4	67.6 Overall	0:09.60 800m	0:43.81 [5] (0:00.00)	0:43.81 [2] (0:09.60)	0:34.21 [4] (0:10.97)	0:23.24 [3] (0:11.22)	0:12.02 [4] (0:12.02)	1.2L	0:34.21	-1
6	2 KAVAK Jake Bayliss	2	68.3 800m	0:10.16 800m	0:44.06 [6] (0:00.00)	0:44.06 [8] (0:10.16)	0:33.94 [8] (0:10.88)	0:23.06 [8] (0:11.15)	0:11.91 [7] (0:11.91)	2.5L	0:33.94	+5
7	6 AVOLONTE Robbie Dolan	6	68.1 800m	0:09.59 800m	0:44.16 [7] (0:00.00)	0:44.16 [1] (0:09.59)	0:34.57 [3] (0:11.01)	0:23.56 [4] (0:11.17)	0:12.39 [3] (0:12.39)	3L	0:34.57	+2
8	11 HARD LANDING Tahlia Fenlon	11	67.7 800m	0:09.96 800m	0:44.62 [8] (0:00.00)	0:44.62 [7] (0:09.96)	0:34.69 [7] (0:11.05)	0:23.64 [7] (0:11.32)	0:12.32 [8] (0:12.32)	5.5L	0:34.69	+0

Scratched: Maximum Output (#3), The Lioness (#7), Silver On Red (#9)

[ ] Ranking at each section and finish  
 -:-:- No data available at this section  
 NA No data available

SCN Saddle cloth number  
 DNF Did not finish  
 DNT Did not track



Horse/Jockey Name	You'll Be Mist
Final Rank	1
Fastest Section Time (Section)	0:09.36 (800m)
Top Speed [km/h] (Section)	69.5 (Overall)
Race State	Finished



Sunshine Coast Poly Track QLD Professional

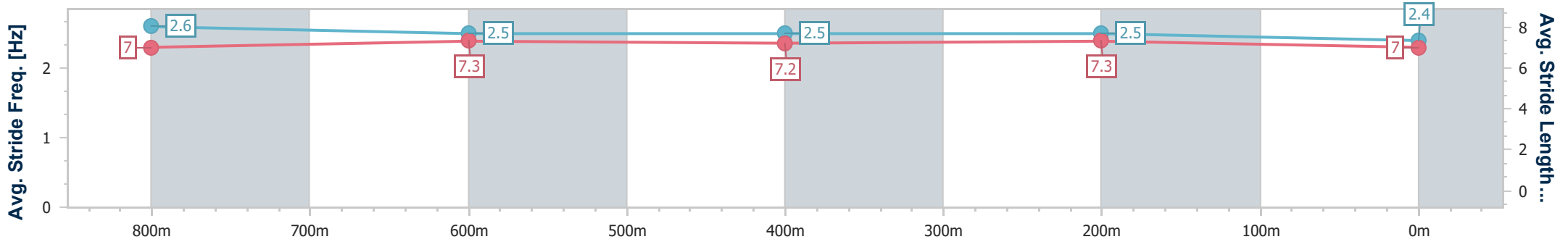
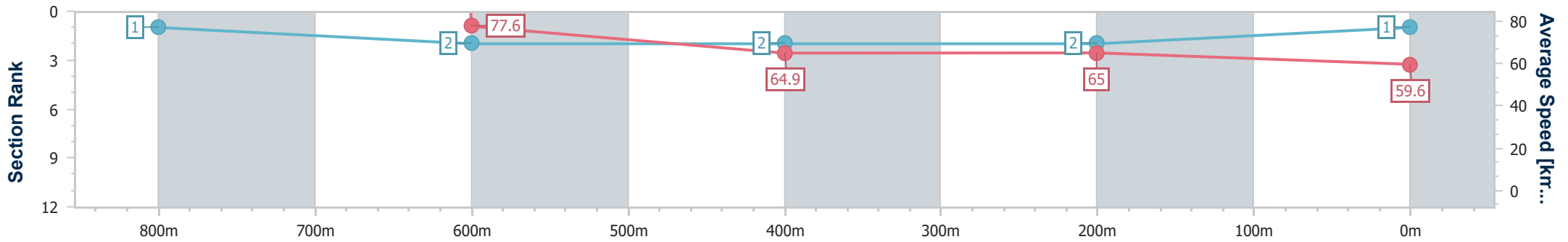
Race 7: SUNSHINE COAST DAILY Handicap - 1000m

07 April 2024 - 16:52

Track Rating: Synthetic, Weather: Rain, Rail Position: True



Section	Overall	800m	600m	400m	200m
Section Times	0:43.52 [1] (0:00.00)	0:43.52 [1] (0:09.36)	0:34.16 [2] (0:11.05)	0:23.11 [2] (0:11.09)	0:12.02 [2] (0:12.02)
Average Speed [km/h]	∞	77.6	64.9	65.0	59.6
Top Speed [km/h]	69.5	68.3	65.4	65.9	63.4
Avg. Dist. to Rail [m]	7.3	1.1	0.7	1.5	1.1
Avg. Stride Freq. [Hz]	2.6	2.5	2.5	2.5	2.4
Avg. Stride Length [m]	7.0	7.3	7.2	7.3	7.0



- [ ] Ranking at each section and finish
- .-.- No data available at this section
- NA No data available



Horse/Jockey Name	Dare To Share
Final Rank	2
Fastest Section Time (Section)	0:09.79 (800m)
Top Speed [km/h] (Section)	68.6 (Overall)
Race State	Finished



Sunshine Coast Poly Track QLD Professional

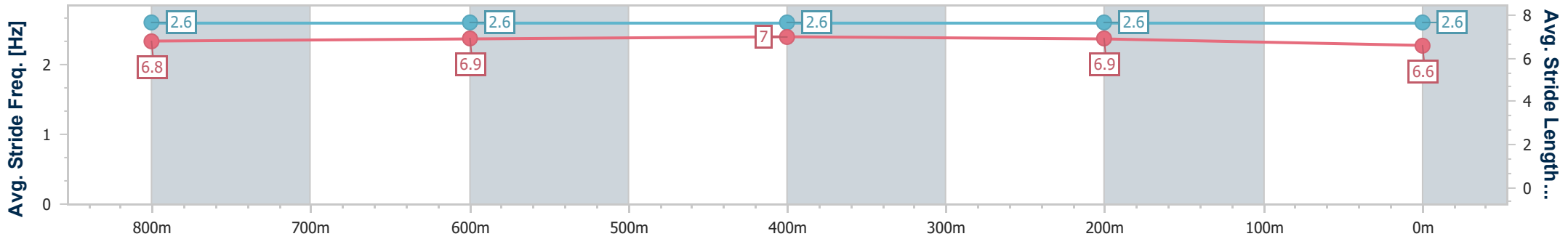
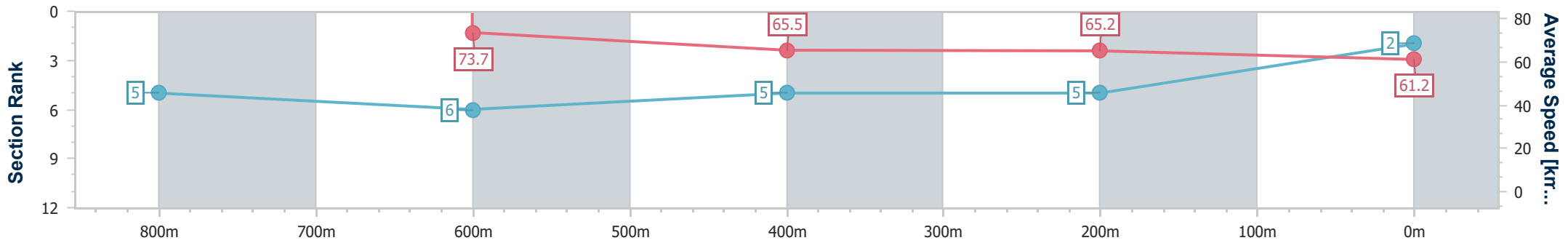
Race 7: SUNSHINE COAST DAILY Handicap - 1000m

07 April 2024 - 16:52



Track Rating: Synthetic, Weather: Rain, Rail Position: True

Section	Overall	800m	600m	400m	200m
Section Times	0:43.61 [2] (0:00.00)	0:43.61 [5] (0:09.79)	0:33.83 [6] (0:11.02)	0:22.81 [5] (0:11.08)	0:11.73 [5] (0:11.73)
Average Speed [km/h]	∞	73.7	65.5	65.2	61.2
Top Speed [km/h]	68.6	67.7	65.9	65.7	63.7
Avg. Dist. to Rail [m]	3.1	0.6	0.3	3.5	4.6
Avg. Stride Freq. [Hz]	2.6	2.6	2.6	2.6	2.6
Avg. Stride Length [m]	6.8	6.9	7.0	6.9	6.6



- [ ] Ranking at each section and finish
- .-.- No data available at this section
- NA No data available



Horse/Jockey Name	Hodgson
Final Rank	3
Fastest Section Time (Section)	0:09.30 (800m)
Top Speed [km/h] (Section)	70.2 (800m)
Race State	Finished



Sunshine Coast Poly Track QLD Professional

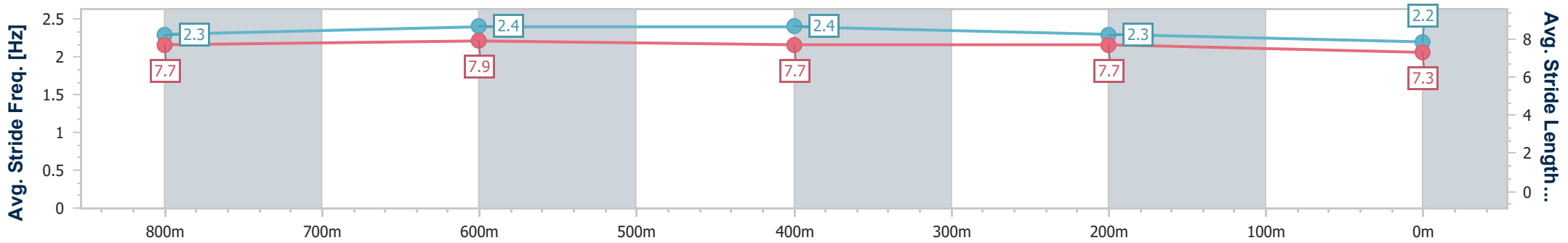
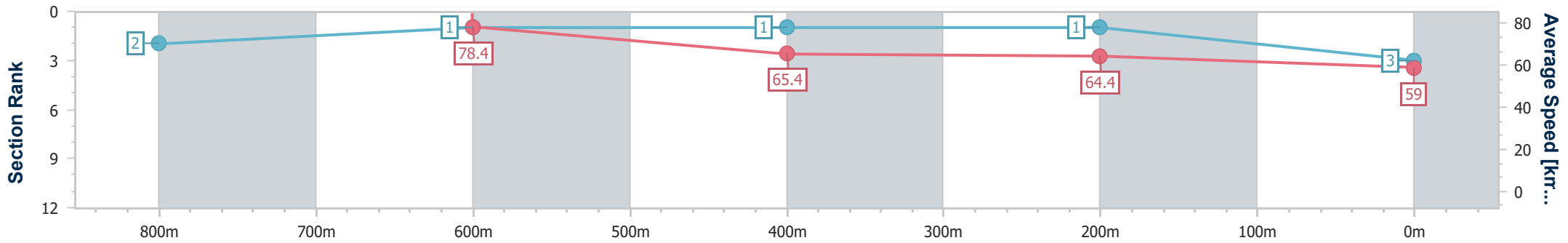
Race 7: SUNSHINE COAST DAILY Handicap - 1000m

07 April 2024 - 16:52



Track Rating: Synthetic, Weather: Rain, Rail Position: True

Section	Overall	800m	600m	400m	200m
Section Times	0:43.66 [3] (0:00.00)	0:43.66 [2] (0:09.30)	0:34.37 [1] (0:10.99)	0:23.38 [1] (0:11.19)	0:12.19 [1] (0:12.19)
Average Speed [km/h]	∞	78.4	65.4	64.4	59.0
Top Speed [km/h]	70.0	70.2	66.7	65.9	62.2
Avg. Dist. to Rail [m]	6.1	1.5	0.3	1.3	2.3
Avg. Stride Freq. [Hz]	2.3	2.4	2.4	2.3	2.2
Avg. Stride Length [m]	7.7	7.9	7.7	7.7	7.3



- [ ] Ranking at each section and finish
- .-.- No data available at this section
- NA No data available



Horse/Jockey Name	Rollinwiththeflow
Final Rank	4
Fastest Section Time (Section)	0:09.76 (800m)
Top Speed [km/h] (Section)	70.0 (Overall)
Race State	Finished



Sunshine Coast Poly Track QLD Professional

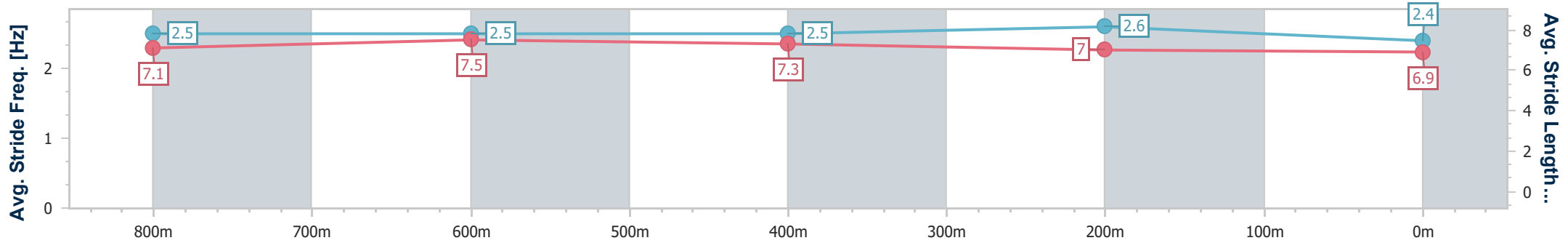
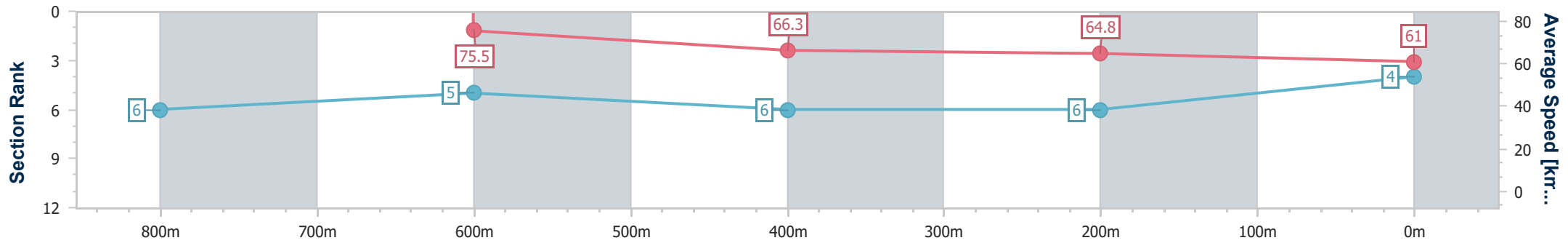
Race 7: SUNSHINE COAST DAILY Handicap - 1000m

07 April 2024 - 16:52

Track Rating: Synthetic, Weather: Rain, Rail Position: True



Section	Overall	800m	600m	400m	200m
Section Times	0:43.74 [4] (0:00.00)	0:43.74 [6] (0:09.76)	0:33.99 [5] (0:11.05)	0:22.94 [6] (0:11.14)	0:11.80 [6] (0:11.80)
Average Speed [km/h]	∞	75.5	66.3	64.8	61.0
Top Speed [km/h]	70.0	69.9	67.4	66.1	63.4
Avg. Dist. to Rail [m]	7.2	3.6	2.7	6.0	7.2
Avg. Stride Freq. [Hz]	2.5	2.5	2.5	2.6	2.4
Avg. Stride Length [m]	7.1	7.5	7.3	7.0	6.9



- [ ] Ranking at each section and finish
- .-.- No data available at this section
- NA No data available



Horse/Jockey Name	Gemelon Bolt
Final Rank	5
Fastest Section Time (Section)	0:09.60 (800m)
Top Speed [km/h] (Section)	67.6 (Overall)
Race State	Finished



Sunshine Coast Poly Track QLD Professional

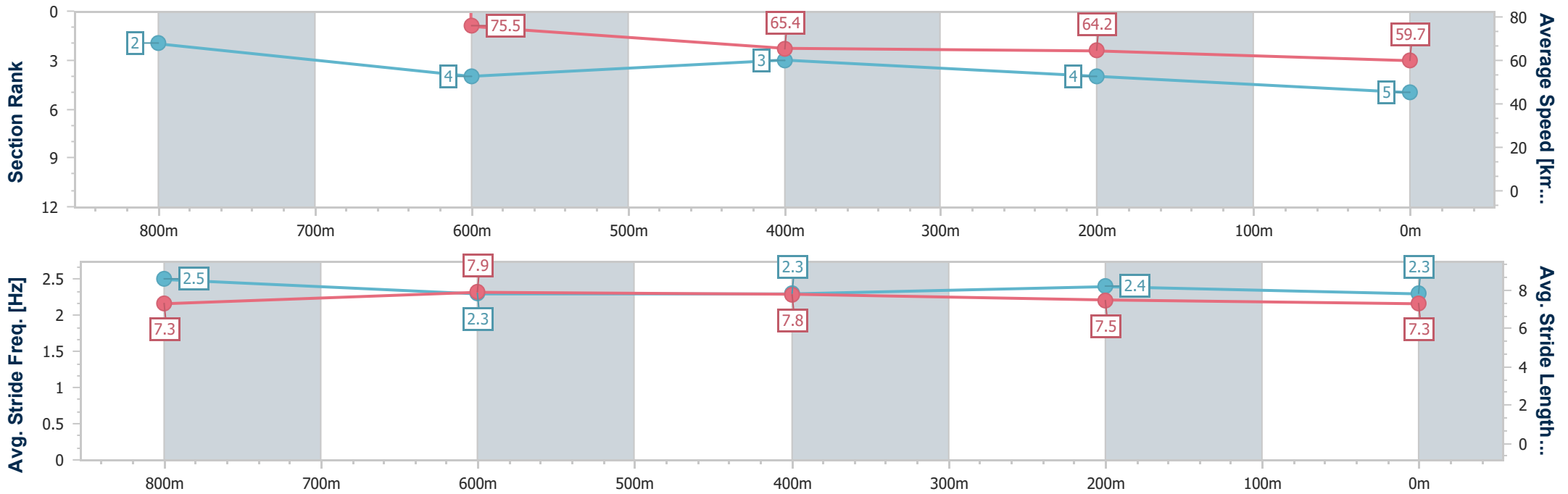
Race 7: SUNSHINE COAST DAILY Handicap - 1000m

07 April 2024 - 16:52

Track Rating: Synthetic, Weather: Rain, Rail Position: True



Section	Overall	800m	600m	400m	200m
Section Times	0:43.81 [5] (0:00.00)	0:43.81 [2] (0:09.60)	0:34.21 [4] (0:10.97)	0:23.24 [3] (0:11.22)	0:12.02 [4] (0:12.02)
Average Speed [km/h]	∞	75.5	65.4	64.2	59.7
Top Speed [km/h]	67.6	67.5	66.1	65.8	63.1
Avg. Dist. to Rail [m]	5.1	1.2	0.9	2.1	3.6
Avg. Stride Freq. [Hz]	2.5	2.3	2.3	2.4	2.3
Avg. Stride Length [m]	7.3	7.9	7.8	7.5	7.3



- [ ] Ranking at each section and finish
- .-.- No data available at this section
- NA No data available



Horse/Jockey Name	Kavak
Final Rank	6
Fastest Section Time (Section)	0:10.16 (800m)
Top Speed [km/h] (Section)	68.3 (800m)
Race State	Finished



Sunshine Coast Poly Track QLD Professional

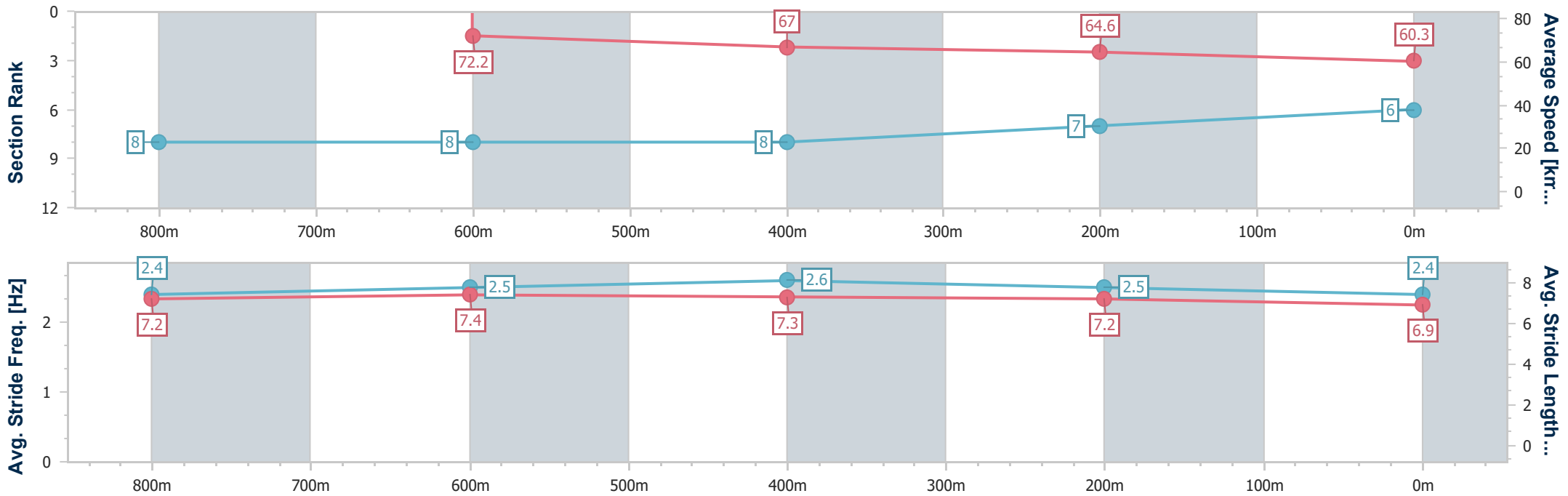
Race 7: SUNSHINE COAST DAILY Handicap - 1000m

07 April 2024 - 16:52



Track Rating: Synthetic, Weather: Rain, Rail Position: True

Section	Overall	800m	600m	400m	200m
Section Times	0:44.06 [6] (0:00.00)	0:44.06 [8] (0:10.16)	0:33.94 [8] (0:10.88)	0:23.06 [8] (0:11.15)	0:11.91 [7] (0:11.91)
Average Speed [km/h]	∞	72.2	67.0	64.6	60.3
Top Speed [km/h]	67.2	68.3	67.9	65.9	62.9
Avg. Dist. to Rail [m]	5.2	2.5	2.0	4.3	5.3
Avg. Stride Freq. [Hz]	2.4	2.5	2.6	2.5	2.4
Avg. Stride Length [m]	7.2	7.4	7.3	7.2	6.9



- [ ] Ranking at each section and finish
- .-.- No data available at this section
- NA No data available



Horse/Jockey Name	Avolonte
Final Rank	7
Fastest Section Time (Section)	0:09.59 (800m)
Top Speed [km/h] (Section)	68.1 (800m)
Race State	Finished



Sunshine Coast Poly Track QLD Professional

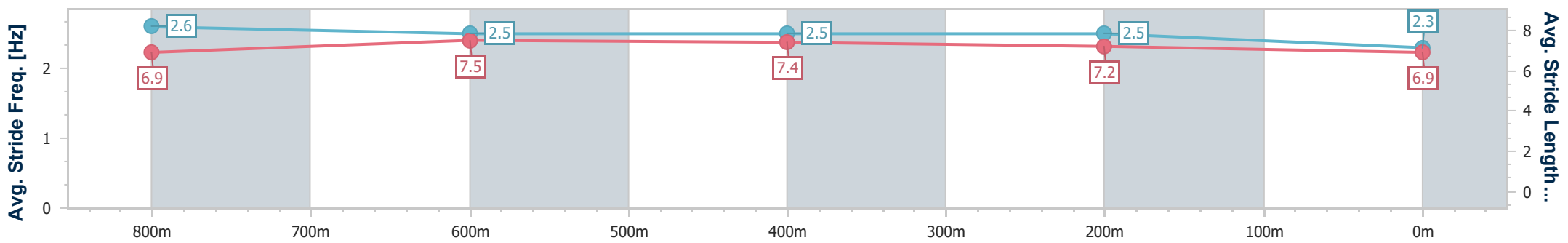
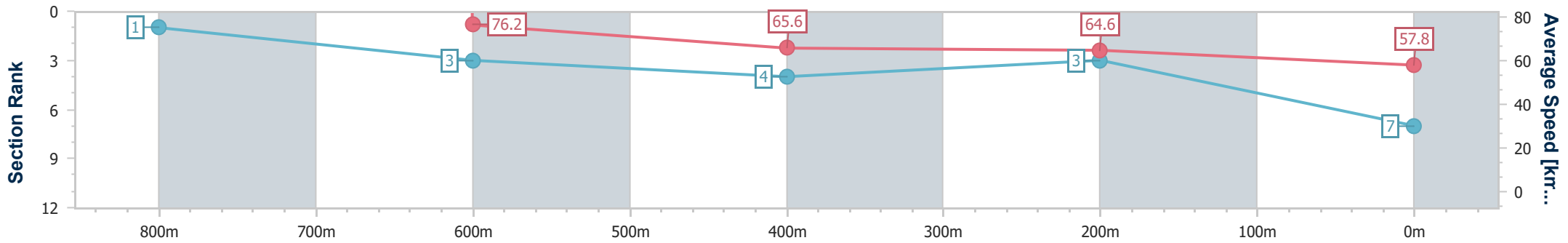
Race 7: SUNSHINE COAST DAILY Handicap - 1000m

07 April 2024 - 16:52



Track Rating: Synthetic, Weather: Rain, Rail Position: True

Section	Overall	800m	600m	400m	200m
Section Times	0:44.16 [7] (0:00.00)	0:44.16 [1] (0:09.59)	0:34.57 [3] (0:11.01)	0:23.56 [4] (0:11.17)	0:12.39 [3] (0:12.39)
Average Speed [km/h]	∞	76.2	65.6	64.6	57.8
Top Speed [km/h]	67.8	68.1	67.0	65.5	62.7
Avg. Dist. to Rail [m]	4.9	1.9	0.6	3.3	5.1
Avg. Stride Freq. [Hz]	2.6	2.5	2.5	2.5	2.3
Avg. Stride Length [m]	6.9	7.5	7.4	7.2	6.9



- [ ] Ranking at each section and finish
- .-.- No data available at this section
- NA No data available





Horse/Jockey Name	Hard Landing
Final Rank	8
Fastest Section Time (Section)	0:09.96 (800m)
Top Speed [km/h] (Section)	67.7 (800m)
Race State	Finished



Sunshine Coast Poly Track QLD Professional

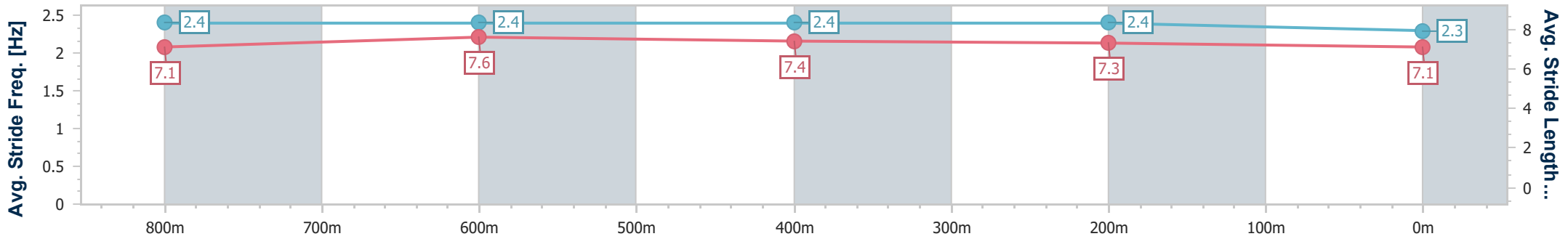
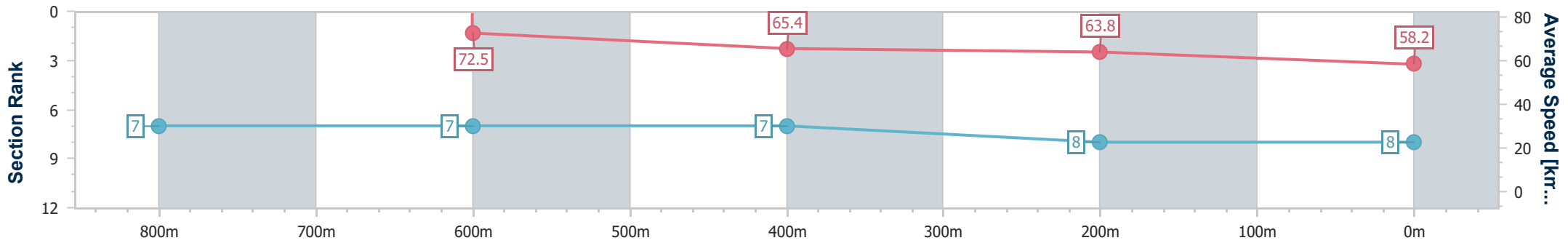
Race 7: SUNSHINE COAST DAILY Handicap - 1000m

07 April 2024 - 16:52



Track Rating: Synthetic, Weather: Rain, Rail Position: True

Section	Overall	800m	600m	400m	200m
Section Times	0:44.62 [8] (0:00.00)	0:44.62 [7] (0:09.96)	0:34.69 [7] (0:11.05)	0:23.64 [7] (0:11.32)	0:12.32 [8] (0:12.32)
Average Speed [km/h]	∞	72.5	65.4	63.8	58.2
Top Speed [km/h]	67.7	67.7	66.3	64.9	61.6
Avg. Dist. to Rail [m]	3.6	0.8	0.8	1.5	0.8
Avg. Stride Freq. [Hz]	2.4	2.4	2.4	2.4	2.3
Avg. Stride Length [m]	7.1	7.6	7.4	7.3	7.1



- [ ] Ranking at each section and finish
- .-.- No data available at this section
- NA No data available