



Toowoomba QLD Professional

Race 5: 1EQUINE - FOR THE EQUINE ATHLETE Maiden Plate - 1000m

06 April 2024 - 19:44



Track Rating: Heavy 9, Weather: Overcast, Rail Position: +5m Entire

Section		Overall	800m	600m	400m	200m	Last 600m					
Field Times		1:02.79 (0:14.71)	0:48.08 (0:11.42)	0:36.66 (0:11.78)	0:24.88 (0:12.16)	0:12.72 (0:12.72)	0:36.66					
Rank	TAB Horse/Jockey	Barrier	Top Speed [km/h]	Fastest Section	Margin			Distance Travelled [m]				
1	10 UCHI Emily Lang	10	64.9 Overall	0:11.42 800m	1:02.79 [1] (0:14.71)	0:48.08 [1] (0:11.42)	0:36.66 [1] (0:11.78)	0:24.88 [1] (0:12.16)	0:12.72 [1] (0:12.72)	1:02.79	0:36.66	
2	9 JAMAICAN MECRAZY Anthony Allen	9	63.3 Overall	0:11.56 800m	1:03.15 [2] (0:15.17)	0:47.98 [6] (0:11.56)	0:36.42 [6] (0:11.83)	0:24.59 [5] (0:12.23)	0:12.36 [4] (0:12.36)	2L	0:36.42	-3
3	8 TIME TO LAUNCH Kenji Yoshida	8	66.2 Overall	0:11.44 800m	1:03.55 [3] (0:15.00)	0:48.55 [3] (0:11.44)	0:37.11 [3] (0:11.88)	0:25.23 [3] (0:12.35)	0:12.88 [2] (0:12.88)	4.3L	0:37.11	+6
4	7 THE WHITE MOUSE Wayne O'Connell	7	64.4 800m	0:11.61 800m	1:03.59 [4] (0:15.02)	0:48.57 [4] (0:11.61)	0:36.96 [4] (0:11.94)	0:25.02 [6] (0:12.19)	0:12.83 [3] (0:12.83)	4.5L	0:36.96	+0
5	1 TIME FOR JACK Alisha Donald	1	65.0 800m	0:11.45 800m	1:03.73 [5] (0:15.18)	0:48.55 [7] (0:11.45)	0:37.10 [4] (0:11.90)	0:25.20 [4] (0:12.32)	0:12.88 [6] (0:12.88)	5.3L	0:37.10	+10
6	4 ATLANTIC LACE Nozi Tomizawa	4	64.0 800m	0:11.57 800m	1:04.41 [6] (0:15.57)	0:48.84 [10] (0:11.57)	0:37.27 [10] (0:11.91)	0:25.36 [8] (0:12.26)	0:13.10 [8] (0:13.10)	9.1L	0:37.27	+5
7	2 WINDANI Nathan Fazackerley	2	64.8 800m	0:11.33 800m	1:04.43 [7] (0:15.44)	0:48.99 [8] (0:11.33)	0:37.66 [8] (0:11.81)	0:25.85 [7] (0:12.55)	0:13.30 [7] (0:13.30)	9.2L	0:37.66	+2
8	6 STELLER EAGLE Georgina Cartwright	6	66.1 Overall	0:11.46 800m	1:04.47 [8] (0:14.82)	0:49.65 [2] (0:11.46)	0:38.19 [2] (0:11.88)	0:26.31 [2] (0:12.65)	0:13.66 [5] (0:13.66)	9.4L	0:38.19	+5
9	5 MAIL LADY Karl Zechner	5	64.7 800m	0:11.53 800m	1:04.93 [9] (0:15.45)	0:49.48 [9] (0:11.53)	0:37.95 [9] (0:12.08)	0:25.87 [9] (0:12.62)	0:13.25 [9] (0:13.25)	11.9L	0:37.95	-4
10	11 FLYING TO MARS Chris Taylor	11	65.9 Overall	0:11.63 800m	1:06.13 [10] (0:15.11)	0:51.02 [5] (0:11.63)	0:39.39 [7] (0:12.39)	0:27.00 [10] (0:12.90)	0:14.10 [10] (0:14.10)	18.9L	0:39.39	+10

Scratched: Luvyabunches (#14), Pass The Wine (#3), Prevaricate (#12), Coltman (#13)

Report Created: Sat 6 April 2024 20:05 GMT+10 (Note: Timing is based on position data)

Page 1/11

[] Ranking at each section and finish
 -:-:- No data available at this section
 NA No data available

SCN Saddle cloth number
 DNF Did not finish
 DNT Did not track

data processed by TRIPLES DATA



Horse/Jockey Name	Uchi
Final Rank	1
Fastest Section Time (Section)	0:11.42 (800m)
Top Speed [km/h] (Section)	64.9 (Overall)
Race State	Finished



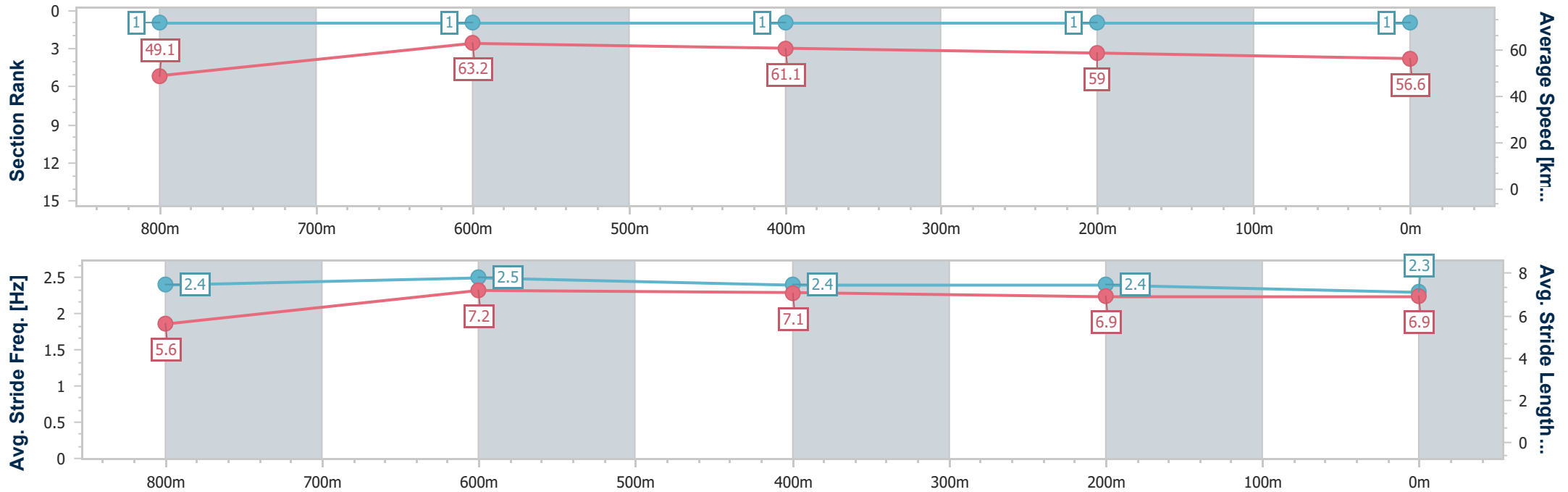
Toowoomba QLD Professional
Race 5: 1EQUINE - FOR THE EQUINE ATHLETE Maiden Plate - 1000m



06 April 2024 - 19:44

Track Rating: Heavy 9, Weather: Overcast, Rail Position: +5m Entire

Section	Overall	800m	600m	400m	200m
Section Times	1:02.79 [1] (0:14.71)	0:48.08 [1] (0:11.42)	0:36.66 [1] (0:11.78)	0:24.88 [1] (0:12.16)	0:12.72 [1] (0:12.72)
Average Speed [km/h]	49.1	63.2	61.1	59.0	56.6
Top Speed [km/h]	64.9	64.8	62.8	60.5	58.0
Avg. Dist. to Rail [m]	3.2	1.3	0.7	0.6	0.6
Avg. Stride Freq. [Hz]	2.4	2.5	2.4	2.4	2.3
Avg. Stride Length [m]	5.6	7.2	7.1	6.9	6.9



- [] Ranking at each section and finish
- .-.- No data available at this section
- NA No data available



Horse/Jockey Name	Jamaican Mecrazy
Final Rank	2
Fastest Section Time (Section)	0:11.56 (800m)
Top Speed [km/h] (Section)	63.3 (Overall)
Race State	Finished



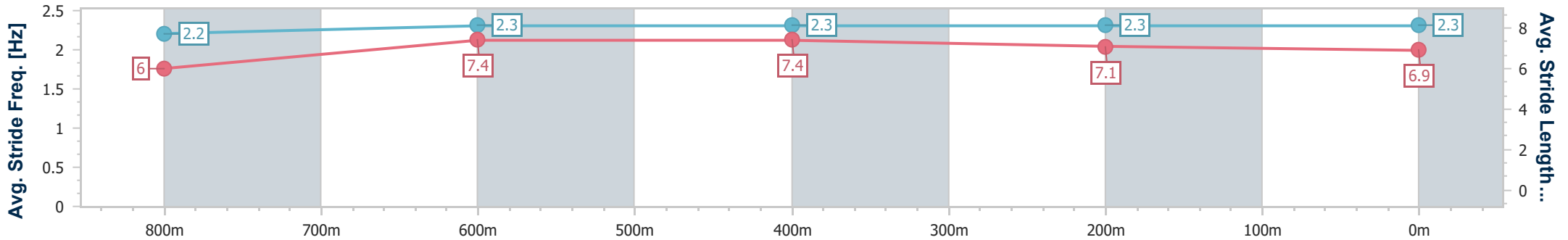
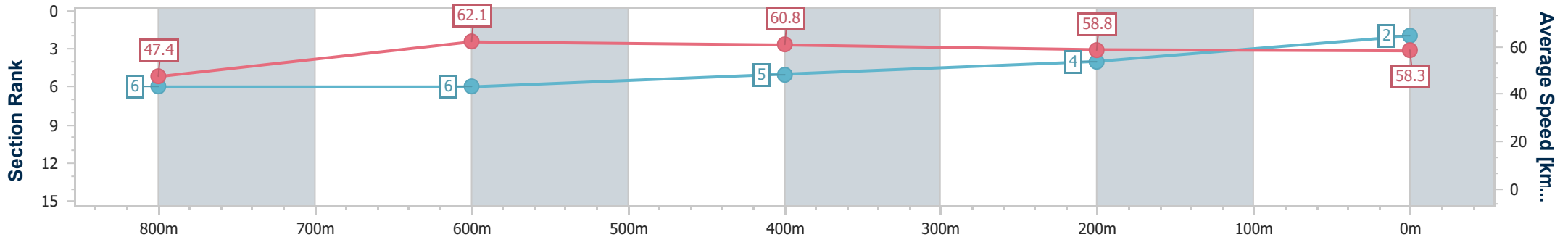
Toowoomba QLD Professional
Race 5: 1EQUINE - FOR THE EQUINE ATHLETE Maiden Plate - 1000m



06 April 2024 - 19:44

Track Rating: Heavy 9, Weather: Overcast, Rail Position: +5m Entire

Section	Overall	800m	600m	400m	200m
Section Times	1:03.15 [2] (0:15.17)	0:47.98 [6] (0:11.56)	0:36.42 [6] (0:11.83)	0:24.59 [5] (0:12.23)	0:12.36 [4] (0:12.36)
Average Speed [km/h]	47.4	62.1	60.8	58.8	58.3
Top Speed [km/h]	63.3	63.3	62.7	60.1	59.2
Avg. Dist. to Rail [m]	2.5	1.2	0.3	0.9	3.0
Avg. Stride Freq. [Hz]	2.2	2.3	2.3	2.3	2.3
Avg. Stride Length [m]	6.0	7.4	7.4	7.1	6.9



- [] Ranking at each section and finish
- .-.- No data available at this section
- NA No data available



Horse/Jockey Name	Time To Launch
Final Rank	3
Fastest Section Time (Section)	0:11.44 (800m)
Top Speed [km/h] (Section)	66.2 (Overall)
Race State	Finished



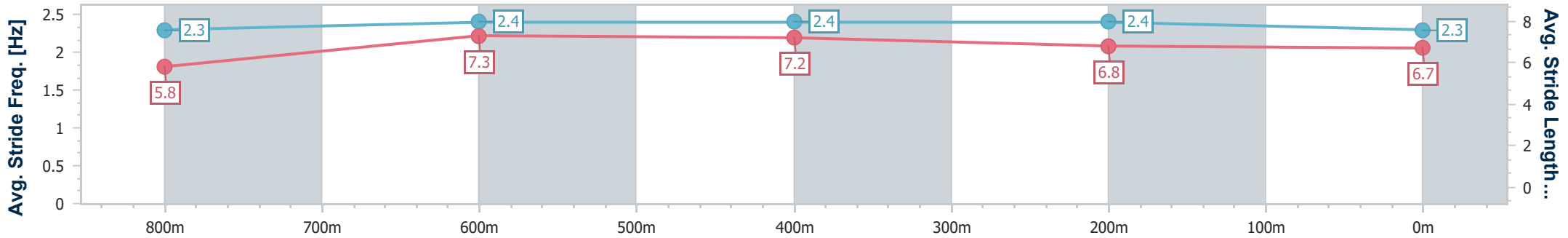
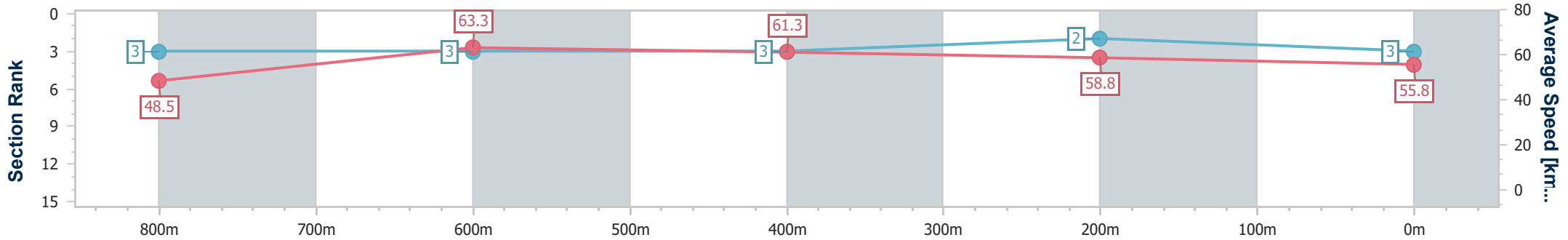
Toowoomba QLD Professional
Race 5: 1EQUINE - FOR THE EQUINE ATHLETE Maiden Plate - 1000m



06 April 2024 - 19:44

Track Rating: Heavy 9, Weather: Overcast, Rail Position: +5m Entire

Section	Overall	800m	600m	400m	200m
Section Times	1:03.55 [3] (0:15.00)	0:48.55 [3] (0:11.44)	0:37.11 [3] (0:11.88)	0:25.23 [3] (0:12.35)	0:12.88 [2] (0:12.88)
Average Speed [km/h]	48.5	63.3	61.3	58.8	55.8
Top Speed [km/h]	66.2	66.0	62.5	60.3	57.9
Avg. Dist. to Rail [m]	7.3	2.5	1.6	2.7	2.2
Avg. Stride Freq. [Hz]	2.3	2.4	2.4	2.4	2.3
Avg. Stride Length [m]	5.8	7.3	7.2	6.8	6.7



- [] Ranking at each section and finish
- .-.- No data available at this section
- NA No data available



Horse/Jockey Name	The White Mouse
Final Rank	4
Fastest Section Time (Section)	0:11.61 (800m)
Top Speed [km/h] (Section)	64.4 (800m)
Race State	Finished



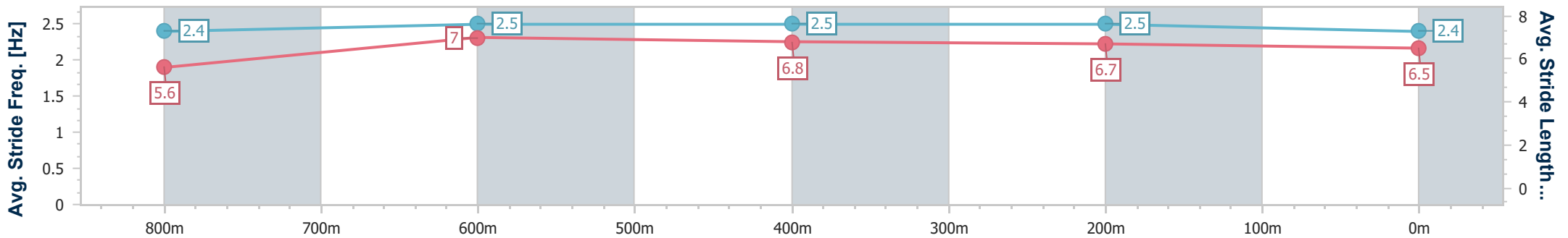
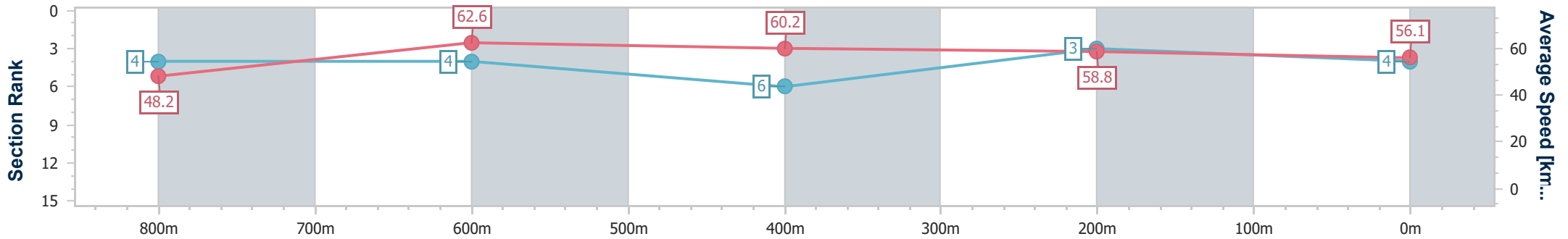
Toowoomba QLD Professional
Race 5: 1EQUINE - FOR THE EQUINE ATHLETE Maiden Plate - 1000m



06 April 2024 - 19:44

Track Rating: Heavy 9, Weather: Overcast, Rail Position: +5m Entire

Section	Overall	800m	600m	400m	200m
Section Times	1:03.59 [4] (0:15.02)	0:48.57 [4] (0:11.61)	0:36.96 [4] (0:11.94)	0:25.02 [6] (0:12.19)	0:12.83 [3] (0:12.83)
Average Speed [km/h]	48.2	62.6	60.2	58.8	56.1
Top Speed [km/h]	64.2	64.4	63.0	60.9	57.8
Avg. Dist. to Rail [m]	3.0	1.5	0.5	1.0	0.6
Avg. Stride Freq. [Hz]	2.4	2.5	2.5	2.5	2.4
Avg. Stride Length [m]	5.6	7.0	6.8	6.7	6.5



- [] Ranking at each section and finish
- .-.- No data available at this section
- NA No data available



Horse/Jockey Name	Time For Jack
Final Rank	5
Fastest Section Time (Section)	0:11.45 (800m)
Top Speed [km/h] (Section)	65.0 (800m)
Race State	Finished



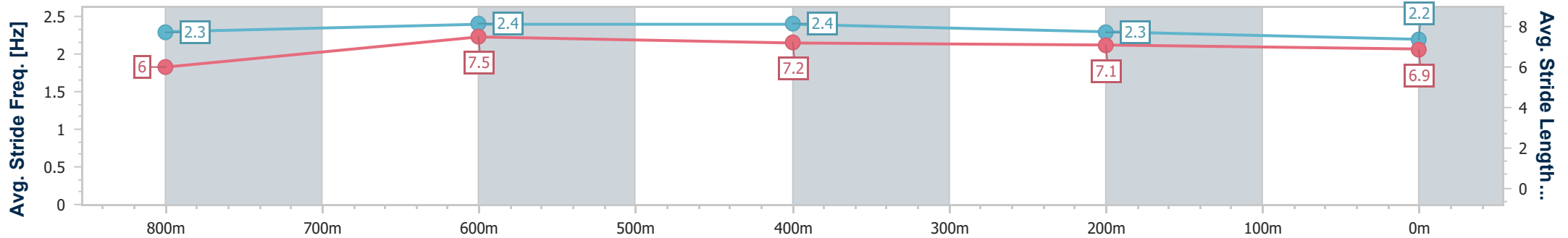
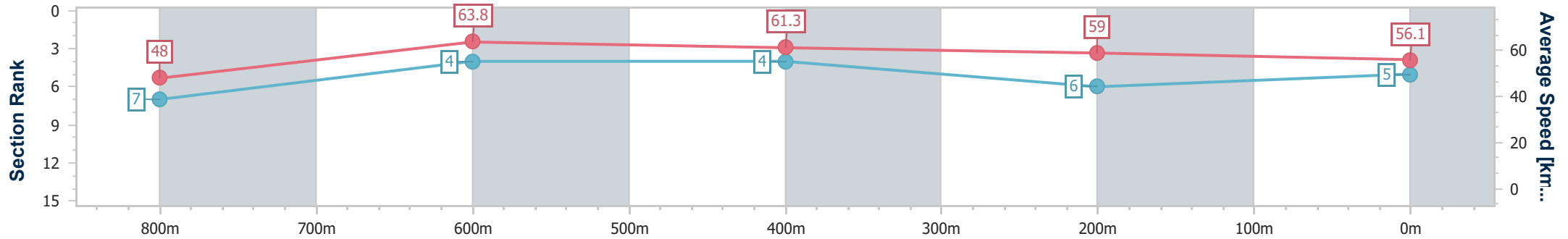
Toowoomba QLD Professional
Race 5: 1EQUINE - FOR THE EQUINE ATHLETE Maiden Plate - 1000m



06 April 2024 - 19:44

Track Rating: Heavy 9, Weather: Overcast, Rail Position: +5m Entire

Section	Overall	800m	600m	400m	200m
Section Times	1:03.73 [5] (0:15.18)	0:48.55 [7] (0:11.45)	0:37.10 [4] (0:11.90)	0:25.20 [4] (0:12.32)	0:12.88 [6] (0:12.88)
Average Speed [km/h]	48.0	63.8	61.3	59.0	56.1
Top Speed [km/h]	65.0	65.0	62.7	60.6	57.8
Avg. Dist. to Rail [m]	6.4	3.5	2.8	4.1	5.8
Avg. Stride Freq. [Hz]	2.3	2.4	2.4	2.3	2.2
Avg. Stride Length [m]	6.0	7.5	7.2	7.1	6.9



- [] Ranking at each section and finish
- .-.- No data available at this section
- NA No data available



Horse/Jockey Name	Atlantic Lace
Final Rank	6
Fastest Section Time (Section)	0:11.57 (800m)
Top Speed [km/h] (Section)	64.0 (800m)
Race State	Finished



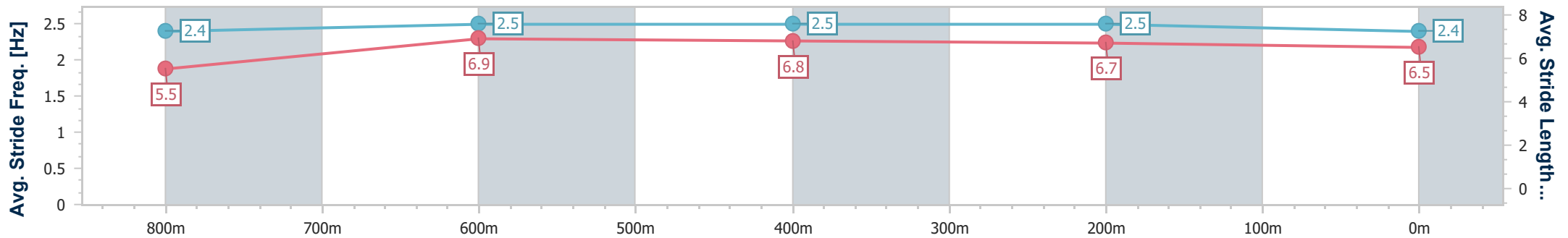
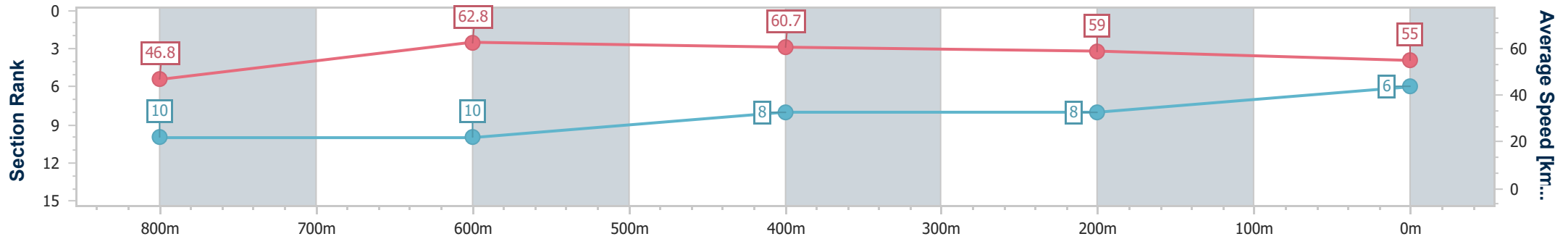
Toowoomba QLD Professional
Race 5: 1EQUINE - FOR THE EQUINE ATHLETE Maiden Plate - 1000m



06 April 2024 - 19:44

Track Rating: Heavy 9, Weather: Overcast, Rail Position: +5m Entire

Section	Overall	800m	600m	400m	200m
Section Times	1:04.41 [6] (0:15.57)	0:48.84 [10] (0:11.57)	0:37.27 [10] (0:11.91)	0:25.36 [8] (0:12.26)	0:13.10 [8] (0:13.10)
Average Speed [km/h]	46.8	62.8	60.7	59.0	55.0
Top Speed [km/h]	63.4	64.0	62.0	60.0	56.9
Avg. Dist. to Rail [m]	4.8	2.9	0.9	2.3	4.0
Avg. Stride Freq. [Hz]	2.4	2.5	2.5	2.5	2.4
Avg. Stride Length [m]	5.5	6.9	6.8	6.7	6.5



- [] Ranking at each section and finish
- .-.- No data available at this section
- NA No data available



Horse/Jockey Name	Windani
Final Rank	7
Fastest Section Time (Section)	0:11.33 (800m)
Top Speed [km/h] (Section)	64.8 (800m)
Race State	Finished



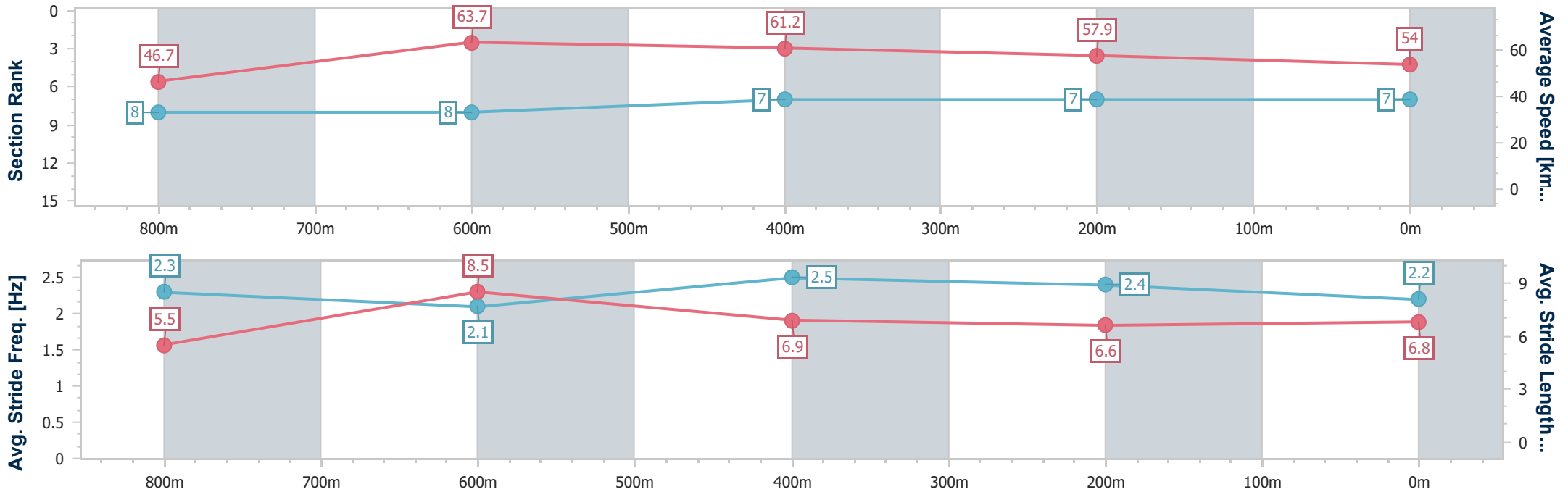
Toowoomba QLD Professional
Race 5: 1EQUINE - FOR THE EQUINE ATHLETE Maiden Plate - 1000m



06 April 2024 - 19:44

Track Rating: Heavy 9, Weather: Overcast, Rail Position: +5m Entire

Section	Overall	800m	600m	400m	200m
Section Times	1:04.43 [7] (0:15.44)	0:48.99 [8] (0:11.33)	0:37.66 [8] (0:11.81)	0:25.85 [7] (0:12.55)	0:13.30 [7] (0:13.30)
Average Speed [km/h]	46.7	63.7	61.2	57.9	54.0
Top Speed [km/h]	64.1	64.8	63.4	59.4	55.6
Avg. Dist. to Rail [m]	2.9	0.3	0.7	2.9	3.0
Avg. Stride Freq. [Hz]	2.3	2.1	2.5	2.4	2.2
Avg. Stride Length [m]	5.5	8.5	6.9	6.6	6.8



- [] Ranking at each section and finish
- .-.- No data available at this section
- NA No data available



Horse/Jockey Name	Steller Eagle
Final Rank	8
Fastest Section Time (Section)	0:11.46 (800m)
Top Speed [km/h] (Section)	66.1 (Overall)
Race State	Finished



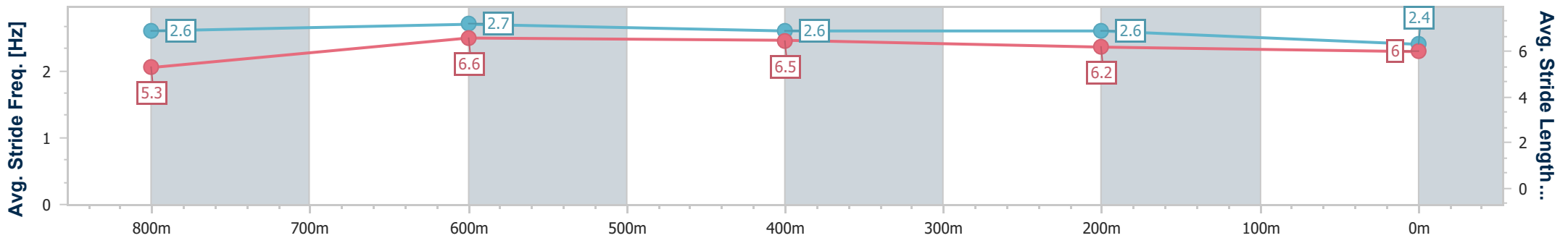
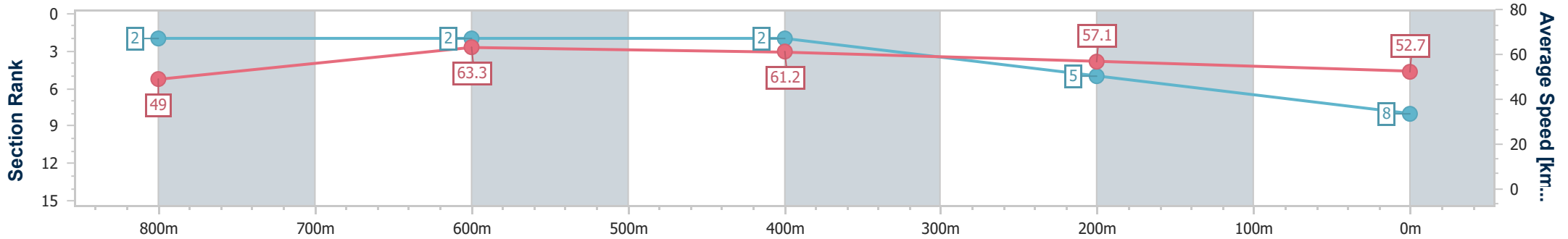
Toowoomba QLD Professional
 Race 5: 1EQUINE - FOR THE EQUINE ATHLETE Maiden Plate - 1000m



06 April 2024 - 19:44

Track Rating: Heavy 9, Weather: Overcast, Rail Position: +5m Entire

Section	Overall	800m	600m	400m	200m
Section Times	1:04.47 [8] (0:14.82)	0:49.65 [2] (0:11.46)	0:38.19 [2] (0:11.88)	0:26.31 [2] (0:12.65)	0:13.66 [5] (0:13.66)
Average Speed [km/h]	49.0	63.3	61.2	57.1	52.7
Top Speed [km/h]	66.1	64.6	63.7	58.9	55.1
Avg. Dist. to Rail [m]	6.1	2.7	1.5	1.3	0.4
Avg. Stride Freq. [Hz]	2.6	2.7	2.6	2.6	2.4
Avg. Stride Length [m]	5.3	6.6	6.5	6.2	6.0



- [] Ranking at each section and finish
- .-.- No data available at this section
- NA No data available



Horse/Jockey Name	Mail Lady
Final Rank	9
Fastest Section Time (Section)	0:11.53 (800m)
Top Speed [km/h] (Section)	64.7 (800m)
Race State	Finished



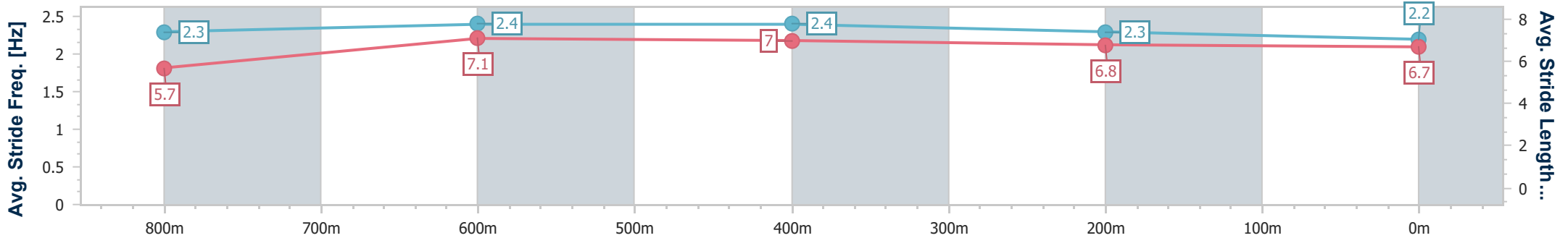
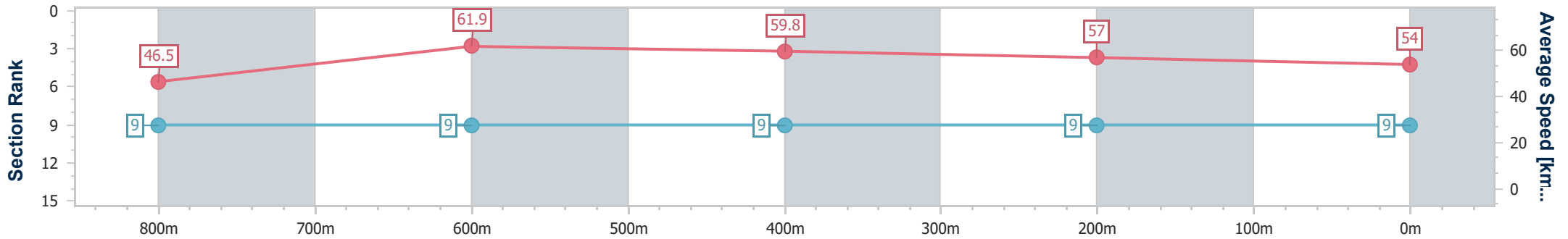
Toowoomba QLD Professional
Race 5: 1EQUINE - FOR THE EQUINE ATHLETE Maiden Plate - 1000m



06 April 2024 - 19:44

Track Rating: Heavy 9, Weather: Overcast, Rail Position: +5m Entire

Section	Overall	800m	600m	400m	200m
Section Times	1:04.93 [9] (0:15.45)	0:49.48 [9] (0:11.53)	0:37.95 [9] (0:12.08)	0:25.87 [9] (0:12.62)	0:13.25 [9] (0:13.25)
Average Speed [km/h]	46.5	61.9	59.8	57.0	54.0
Top Speed [km/h]	62.1	64.7	62.7	59.0	55.9
Avg. Dist. to Rail [m]	3.4	0.9	0.3	0.7	0.4
Avg. Stride Freq. [Hz]	2.3	2.4	2.4	2.3	2.2
Avg. Stride Length [m]	5.7	7.1	7.0	6.8	6.7



- [] Ranking at each section and finish
- .-.- No data available at this section
- NA No data available



Horse/Jockey Name	Flying To Mars
Final Rank	10
Fastest Section Time (Section)	0:11.63 (800m)
Top Speed [km/h] (Section)	65.9 (Overall)
Race State	Finished



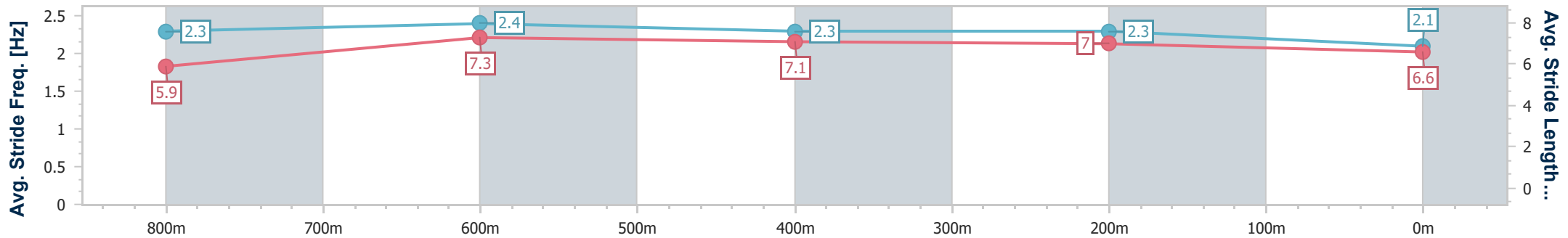
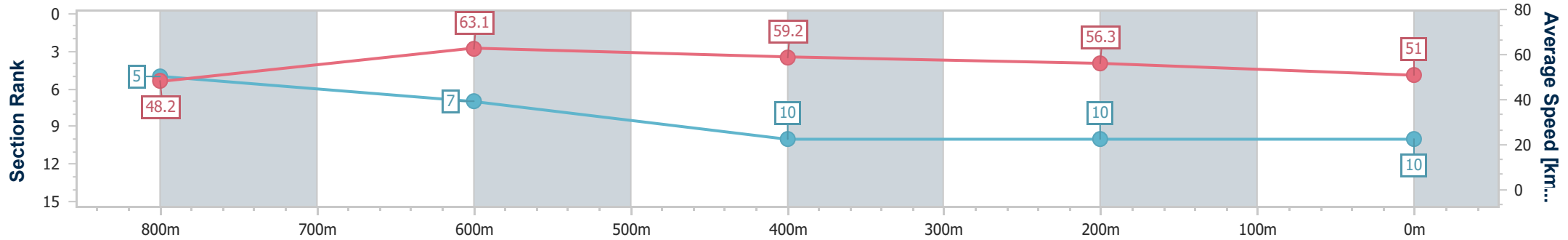
Toowoomba QLD Professional
Race 5: 1EQUINE - FOR THE EQUINE ATHLETE Maiden Plate - 1000m



06 April 2024 - 19:44

Track Rating: Heavy 9, Weather: Overcast, Rail Position: +5m Entire

Section	Overall	800m	600m	400m	200m
Section Times	1:06.13 [10] (0:15.11)	0:51.02 [5] (0:11.63)	0:39.39 [7] (0:12.39)	0:27.00 [10] (0:12.90)	0:14.10 [10] (0:14.10)
Average Speed [km/h]	48.2	63.1	59.2	56.3	51.0
Top Speed [km/h]	65.9	65.2	62.1	58.2	54.3
Avg. Dist. to Rail [m]	6.8	4.3	3.9	2.7	3.5
Avg. Stride Freq. [Hz]	2.3	2.4	2.3	2.3	2.1
Avg. Stride Length [m]	5.9	7.3	7.1	7.0	6.6



- [] Ranking at each section and finish
- .-.- No data available at this section
- NA No data available