



**Toowoomba QLD Professional**  
**Race 4: GERRY BROWN'S TYRE ACCESSORIES Fillies & Mares**  
**BENCHMARK 60 Handicap - 1000m**  
**06 April 2024 - 19:08**



Track Rating: Heavy 9, Weather: Overcast, Rail Position: +5m Entire

Section		Overall	800m	600m	400m	200m	Last 600m					
Field Times		1:03.12 (0:14.69)	0:48.43 (0:11.57)	0:36.86 (0:12.31)	0:24.55 (0:12.27)	0:12.28 (0:12.28)	0:36.86					
Rank	TAB Horse/Jockey	Barrier	Top Speed [km/h]	Fastest Section	Margin					Distance Travelled [m]		
1	7 <b>ARDERN</b> Emily Lang	7	66.1	0:11.48	1:03.12 [1] (0:14.86)	0:48.26 [3] (0:11.48)	0:36.78 [2] (0:12.33)	0:24.45 [2] (0:12.17)	0:12.28 [1] (0:12.28)	1:03.12	0:36.78	
2	10 <b>GRANDEUR ROSE</b> Karl Zechner	10	63.8	0:11.73	1:03.18 [2] (0:14.69)	0:48.49 [1] (0:11.73)	0:36.76 [3] (0:12.41)	0:24.35 [3] (0:12.19)	0:12.16 [4] (0:12.16)	0.3L	0:36.76	-3
3	4 <b>FROZEN MISS</b> Georgina Cartwright	4	68.4	0:11.39	1:03.24 [3] (0:15.25)	0:47.99 [5] (0:11.39)	0:36.60 [4] (0:12.30)	0:24.30 [4] (0:11.98)	0:12.32 [3] (0:12.32)	0.5L	0:36.60	-10
4	2 <b>EMILEE'S EMPIRE</b> Yvette Lewis	2	65.8	0:11.56	1:03.28 [4] (0:14.70)	0:48.58 [2] (0:11.56)	0:37.02 [1] (0:12.31)	0:24.71 [1] (0:12.29)	0:12.42 [2] (0:12.42)	0.7L	0:37.02	-3
5	6 <b>DREAM LANTERN</b> Kirk Matheson	6	64.5	0:11.71	1:03.54 [5] (0:15.26)	0:48.28 [6] (0:11.71)	0:36.57 [7] (0:12.42)	0:24.15 [8] (0:12.06)	0:12.09 [7] (0:12.09)	2.2L	0:36.57	-9
6	5 <b>TOP BABE</b> Stacey Callow	5	63.8	0:11.54	1:03.60 [6] (0:15.20)	0:48.40 [4] (0:11.54)	0:36.86 [5] (0:12.26)	0:24.60 [5] (0:12.20)	0:12.40 [5] (0:12.40)	2.5L	0:36.86	-12
7	9 <b>COTTON CAPER</b> Courtney Bellamy	9	64.1	0:11.40	1:03.68 [7] (0:15.71)	0:47.97 [8] (0:11.40)	0:36.57 [8] (0:12.27)	0:24.30 [7] (0:12.26)	0:12.04 [8] (0:12.04)	2.8L	0:36.57	-9
8	3 <b>MONTANA LADY</b> Alisha Donald	3	65.9	0:11.45	1:04.02 [8] (0:15.46)	0:48.56 [7] (0:11.45)	0:37.11 [6] (0:12.32)	0:24.79 [6] (0:12.09)	0:12.70 [6] (0:12.70)	4.8L	0:37.11	-7

Scratched: The Real Saint (#8), Top Bird (#1)



Horse/Jockey Name	Ardern
Final Rank	1
Fastest Section Time (Section)	0:11.48 (800m)
Top Speed [km/h] (Section)	66.1 (Overall)
Race State	Finished



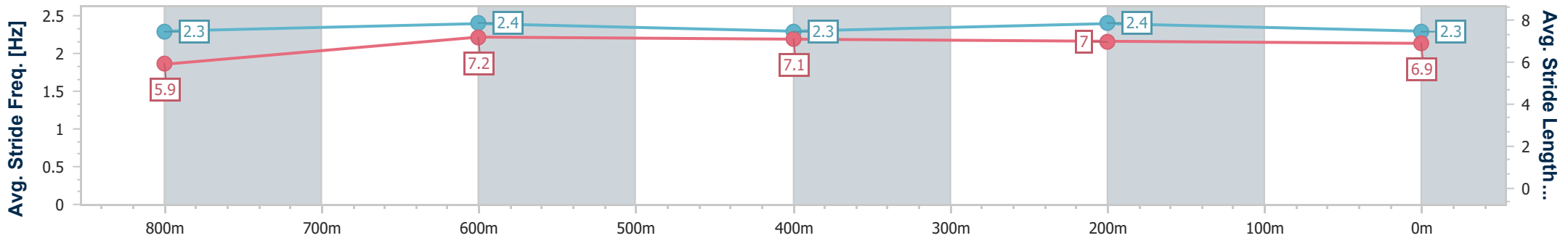
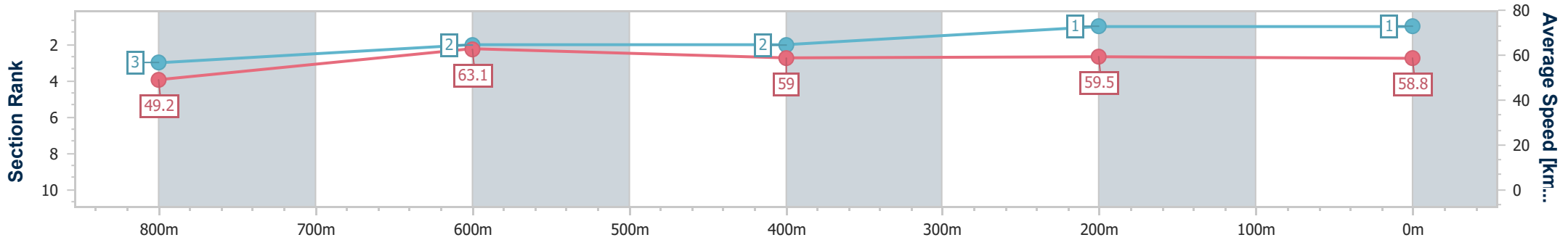
Toowoomba QLD Professional  
 Race 4: GERRY BROWN'S TYRE ACCESSORIES Fillies & Mares BENCHMARK 60 Handicap - 1000m



06 April 2024 - 19:08

Track Rating: Heavy 9, Weather: Overcast, Rail Position: +5m Entire

Section	Overall	800m	600m	400m	200m
Section Times	1:03.12 [1] (0:14.86)	0:48.26 [3] (0:11.48)	0:36.78 [2] (0:12.33)	0:24.45 [2] (0:12.17)	0:12.28 [1] (0:12.28)
Average Speed [km/h]	49.2	63.1	59.0	59.5	58.8
Top Speed [km/h]	66.1	66.1	60.2	60.5	60.9
Avg. Dist. to Rail [m]	7.1	2.5	1.8	1.5	2.4
Avg. Stride Freq. [Hz]	2.3	2.4	2.3	2.4	2.3
Avg. Stride Length [m]	5.9	7.2	7.1	7.0	6.9



- [ ] Ranking at each section and finish
- .-.- No data available at this section
- NA No data available



Horse/Jockey Name	Grandeur Rose
Final Rank	2
Fastest Section Time (Section)	0:11.73 (800m)
Top Speed [km/h] (Section)	63.8 (Overall)
Race State	Finished



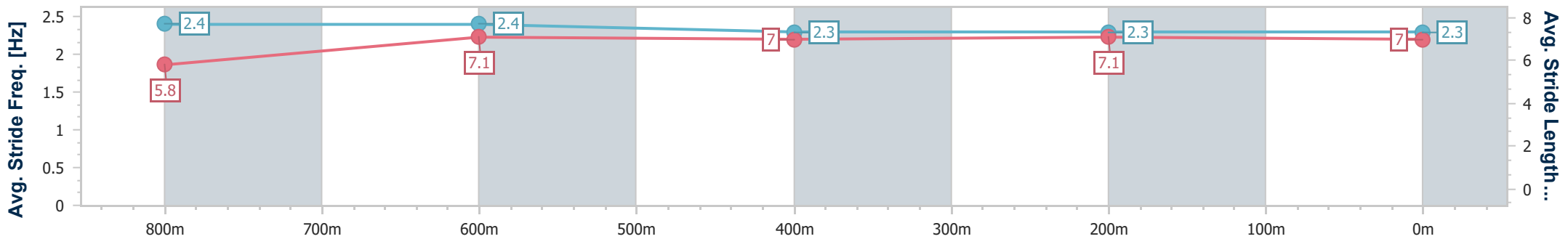
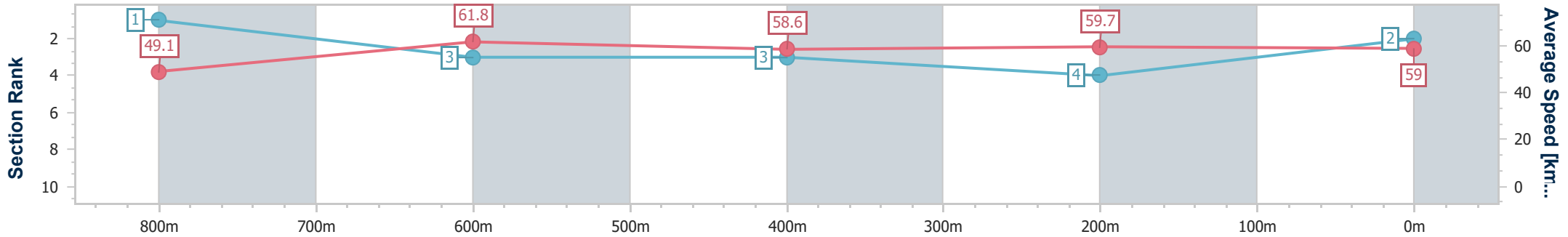
Toowoomba QLD Professional  
 Race 4: GERRY BROWN'S TYRE ACCESSORIES Fillies & Mares BENCHMARK 60 Handicap - 1000m



06 April 2024 - 19:08

Track Rating: Heavy 9, Weather: Overcast, Rail Position: +5m Entire

Section	Overall	800m	600m	400m	200m
Section Times	1:03.18 [2] (0:14.69)	0:48.49 [1] (0:11.73)	0:36.76 [3] (0:12.41)	0:24.35 [3] (0:12.19)	0:12.16 [4] (0:12.16)
Average Speed [km/h]	49.1	61.8	58.6	59.7	59.0
Top Speed [km/h]	63.8	62.4	60.7	60.5	60.2
Avg. Dist. to Rail [m]	3.5	1.7	2.0	2.3	0.8
Avg. Stride Freq. [Hz]	2.4	2.4	2.3	2.3	2.3
Avg. Stride Length [m]	5.8	7.1	7.0	7.1	7.0



- [ ] Ranking at each section and finish
- .-.- No data available at this section
- NA No data available



Horse/Jockey Name	Frozen Miss
Final Rank	3
Fastest Section Time (Section)	0:11.39 (800m)
Top Speed [km/h] (Section)	68.4 (Overall)
Race State	Finished



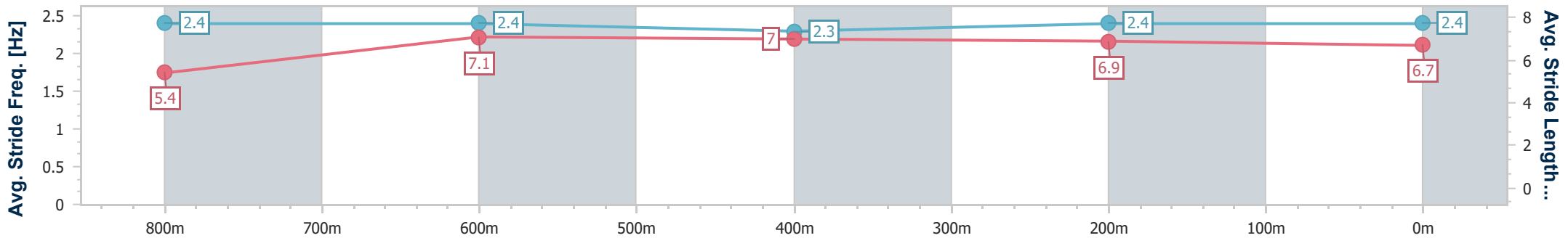
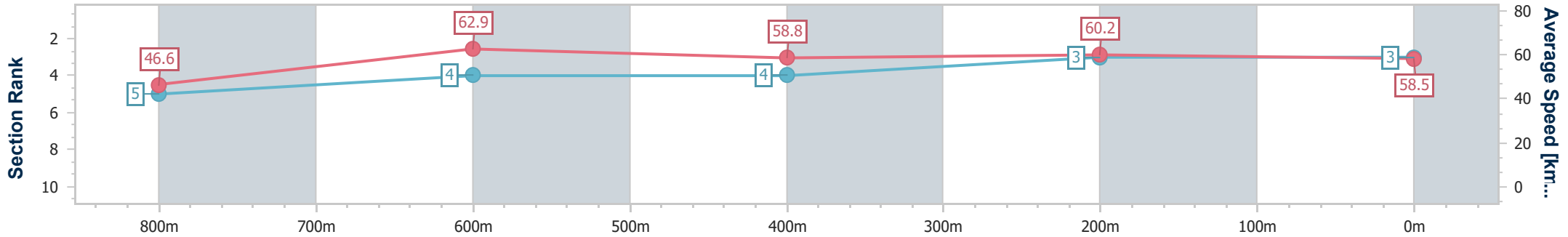
Toowoomba QLD Professional  
 Race 4: GERRY BROWN'S TYRE ACCESSORIES Fillies & Mares BENCHMARK 60 Handicap - 1000m



06 April 2024 - 19:08

Track Rating: Heavy 9, Weather: Overcast, Rail Position: +5m Entire

Section	Overall	800m	600m	400m	200m
Section Times	1:03.24 [3] (0:15.25)	0:47.99 [5] (0:11.39)	0:36.60 [4] (0:12.30)	0:24.30 [4] (0:11.98)	0:12.32 [3] (0:12.32)
Average Speed [km/h]	46.6	62.9	58.8	60.2	58.5
Top Speed [km/h]	68.4	67.2	61.1	61.4	60.8
Avg. Dist. to Rail [m]	4.8	1.6	0.5	2.3	5.4
Avg. Stride Freq. [Hz]	2.4	2.4	2.3	2.4	2.4
Avg. Stride Length [m]	5.4	7.1	7.0	6.9	6.7



- [ ] Ranking at each section and finish
- .-.- No data available at this section
- NA No data available



Horse/Jockey Name	Emilee's Empire
Final Rank	4
Fastest Section Time (Section)	0:11.56 (800m)
Top Speed [km/h] (Section)	65.8 (Overall)
Race State	Finished



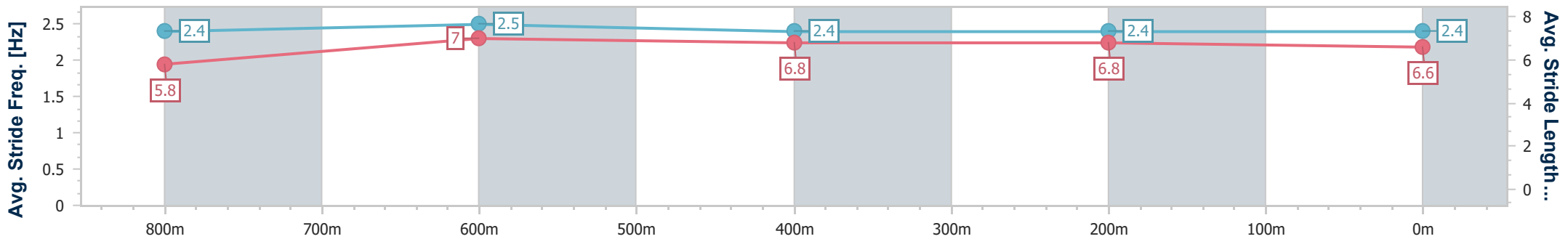
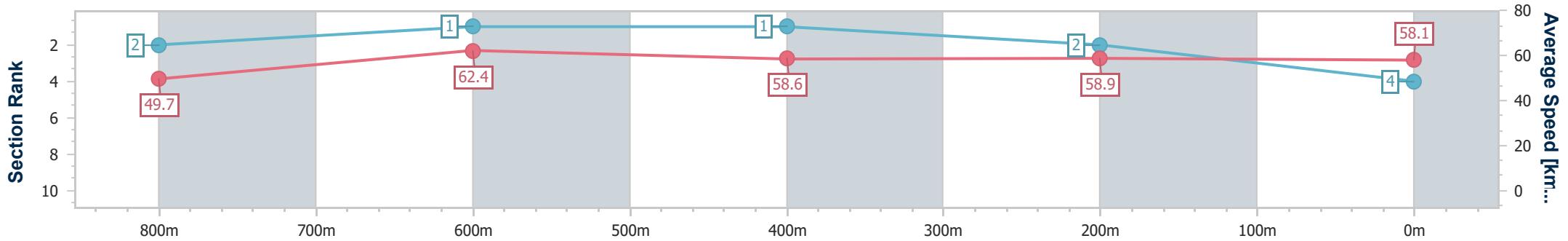
Toowoomba QLD Professional  
 Race 4: GERRY BROWN'S TYRE ACCESSORIES Fillies & Mares BENCHMARK 60 Handicap - 1000m



06 April 2024 - 19:08

Track Rating: Heavy 9, Weather: Overcast, Rail Position: +5m Entire

Section	Overall	800m	600m	400m	200m
Section Times	1:03.28 [4] (0:14.70)	0:48.58 [2] (0:11.56)	0:37.02 [1] (0:12.31)	0:24.71 [1] (0:12.29)	0:12.42 [2] (0:12.42)
Average Speed [km/h]	49.7	62.4	58.6	58.9	58.1
Top Speed [km/h]	65.8	64.6	60.0	59.7	59.7
Avg. Dist. to Rail [m]	6.7	1.0	0.6	1.5	0.7
Avg. Stride Freq. [Hz]	2.4	2.5	2.4	2.4	2.4
Avg. Stride Length [m]	5.8	7.0	6.8	6.8	6.6



- [ ] Ranking at each section and finish
- .-.- No data available at this section
- NA No data available



Horse/Jockey Name	Dream Lantern
Final Rank	5
Fastest Section Time (Section)	0:11.71 (800m)
Top Speed [km/h] (Section)	64.5 (Overall)
Race State	Finished



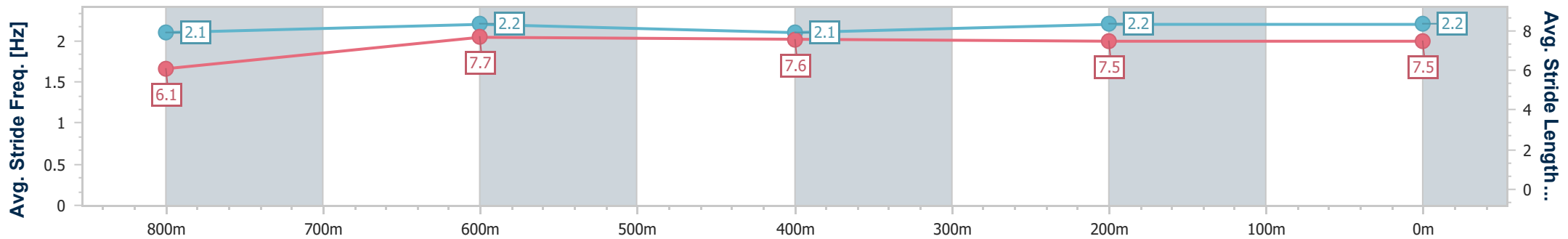
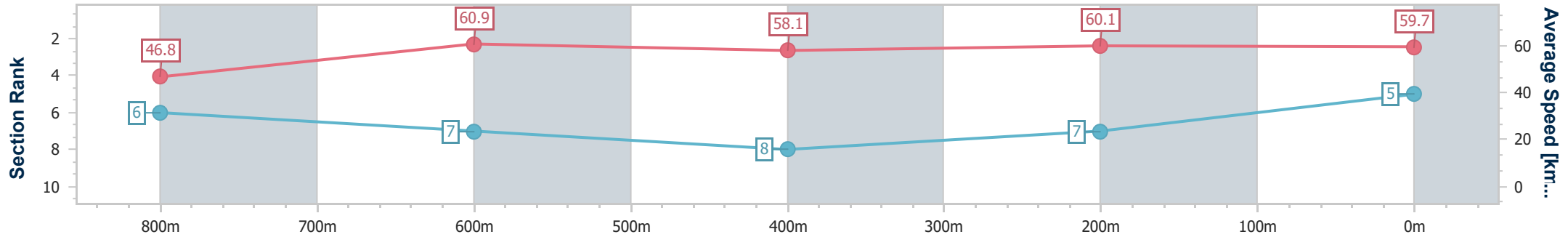
Toowoomba QLD Professional  
 Race 4: GERRY BROWN'S TYRE ACCESSORIES Fillies & Mares BENCHMARK 60 Handicap - 1000m



06 April 2024 - 19:08

Track Rating: Heavy 9, Weather: Overcast, Rail Position: +5m Entire

Section	Overall	800m	600m	400m	200m
Section Times	1:03.54 [5] (0:15.26)	0:48.28 [6] (0:11.71)	0:36.57 [7] (0:12.42)	0:24.15 [8] (0:12.06)	0:12.09 [7] (0:12.09)
Average Speed [km/h]	46.8	60.9	58.1	60.1	59.7
Top Speed [km/h]	64.5	63.2	60.8	62.0	62.2
Avg. Dist. to Rail [m]	3.4	2.2	0.5	2.8	2.8
Avg. Stride Freq. [Hz]	2.1	2.2	2.1	2.2	2.2
Avg. Stride Length [m]	6.1	7.7	7.6	7.5	7.5



- [ ] Ranking at each section and finish
- .-.- No data available at this section
- NA No data available



Horse/Jockey Name	Top Babe
Final Rank	6
Fastest Section Time (Section)	0:11.54 (800m)
Top Speed [km/h] (Section)	63.8 (800m)
Race State	Finished



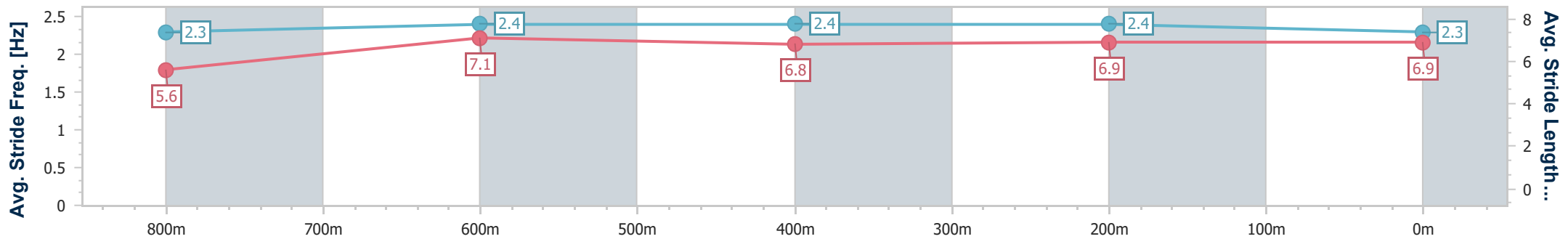
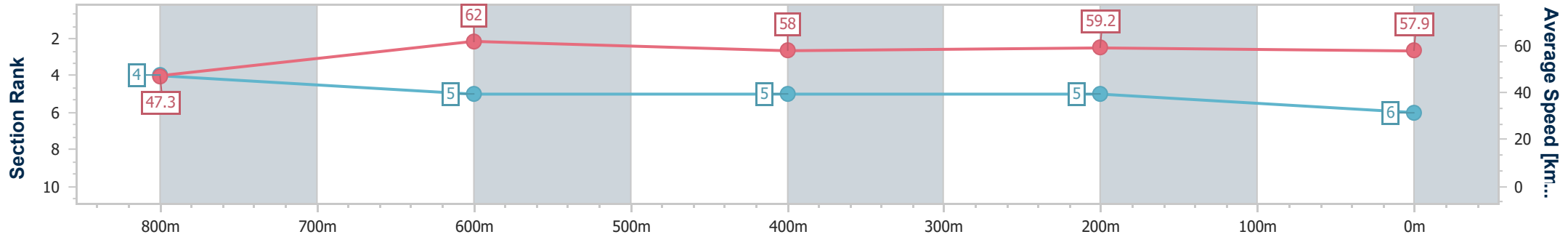
Toowoomba QLD Professional  
 Race 4: GERRY BROWN'S TYRE ACCESSORIES Fillies & Mares BENCHMARK 60 Handicap - 1000m



06 April 2024 - 19:08

Track Rating: Heavy 9, Weather: Overcast, Rail Position: +5m Entire

Section	Overall	800m	600m	400m	200m
Section Times	1:03.60 [6] (0:15.20)	0:48.40 [4] (0:11.54)	0:36.86 [5] (0:12.26)	0:24.60 [5] (0:12.20)	0:12.40 [5] (0:12.40)
Average Speed [km/h]	47.3	62.0	58.0	59.2	57.9
Top Speed [km/h]	62.5	63.8	60.8	59.7	58.7
Avg. Dist. to Rail [m]	3.3	2.0	1.9	1.2	2.3
Avg. Stride Freq. [Hz]	2.3	2.4	2.4	2.4	2.3
Avg. Stride Length [m]	5.6	7.1	6.8	6.9	6.9



- [ ] Ranking at each section and finish
- .-.- No data available at this section
- NA No data available



Horse/Jockey Name	Cotton Caper
Final Rank	7
Fastest Section Time (Section)	0:11.40 (800m)
Top Speed [km/h] (Section)	64.1 (Overall)
Race State	Finished



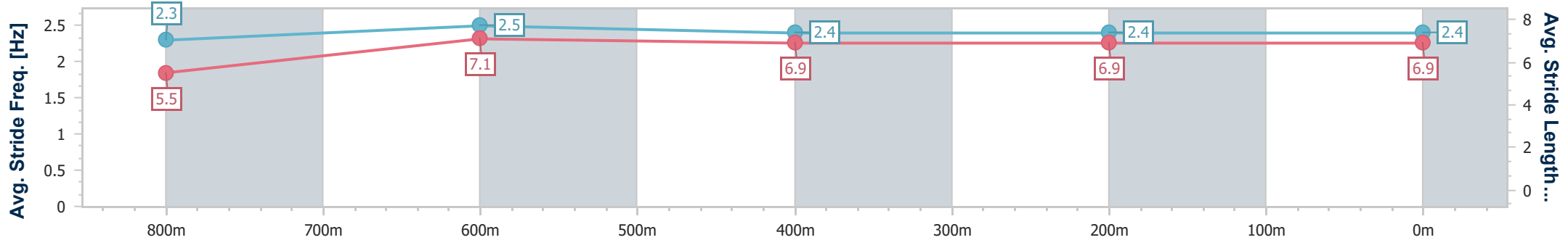
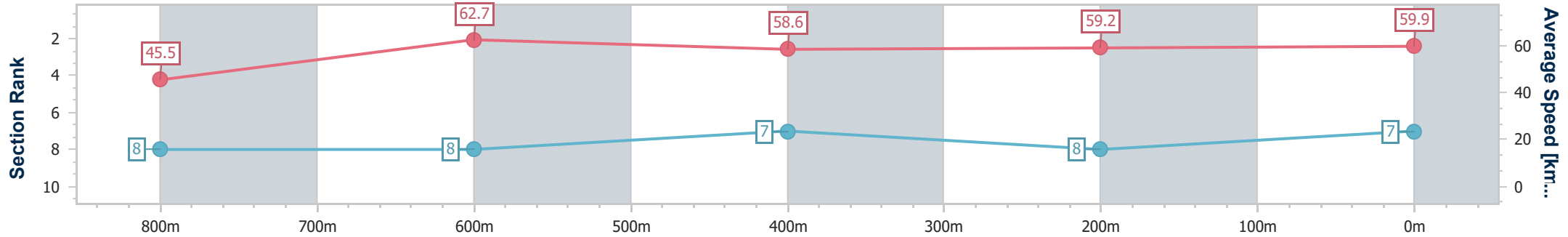
Toowoomba QLD Professional  
 Race 4: GERRY BROWN'S TYRE ACCESSORIES Fillies & Mares BENCHMARK 60 Handicap - 1000m



06 April 2024 - 19:08

Track Rating: Heavy 9, Weather: Overcast, Rail Position: +5m Entire

Section	Overall	800m	600m	400m	200m
Section Times	1:03.68 [7] (0:15.71)	0:47.97 [8] (0:11.40)	0:36.57 [8] (0:12.27)	0:24.30 [7] (0:12.26)	0:12.04 [8] (0:12.04)
Average Speed [km/h]	45.5	62.7	58.6	59.2	59.9
Top Speed [km/h]	64.1	63.8	60.9	60.0	61.4
Avg. Dist. to Rail [m]	3.4	2.1	0.6	2.9	4.7
Avg. Stride Freq. [Hz]	2.3	2.5	2.4	2.4	2.4
Avg. Stride Length [m]	5.5	7.1	6.9	6.9	6.9



- [ ] Ranking at each section and finish
- .-.- No data available at this section
- NA No data available





Horse/Jockey Name	Montana Lady
Final Rank	8
Fastest Section Time (Section)	0:11.45 (800m)
Top Speed [km/h] (Section)	65.9 (Overall)
Race State	Finished



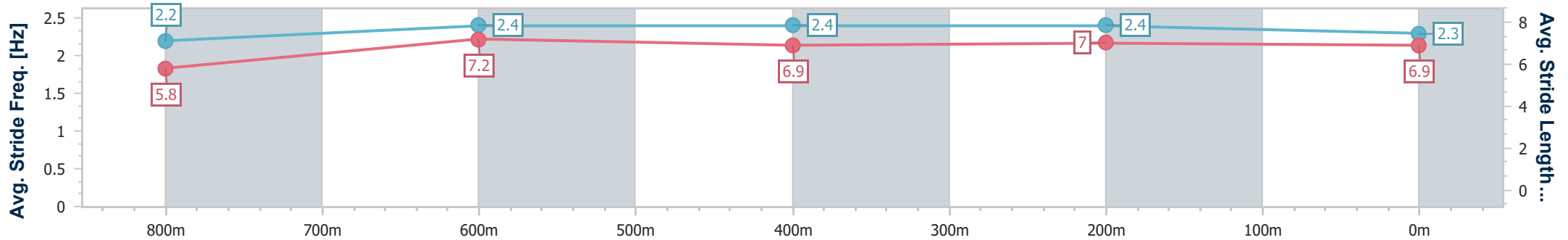
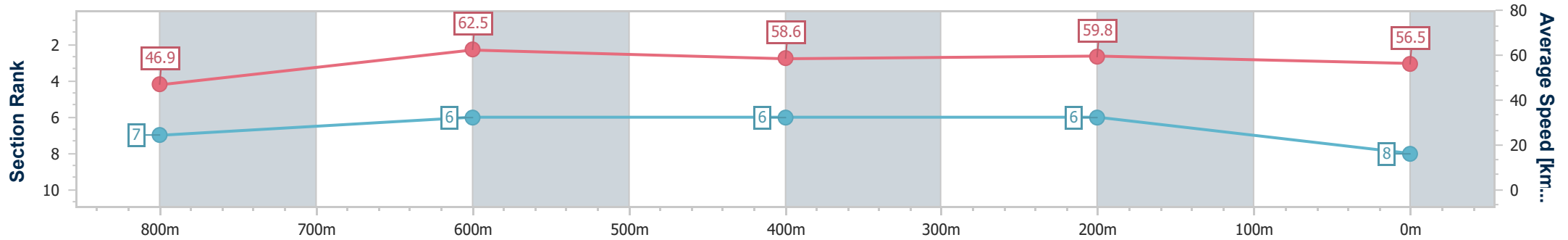
Toowoomba QLD Professional  
 Race 4: GERRY BROWN'S TYRE ACCESSORIES Fillies & Mares BENCHMARK 60 Handicap - 1000m



06 April 2024 - 19:08

Track Rating: Heavy 9, Weather: Overcast, Rail Position: +5m Entire

Section	Overall	800m	600m	400m	200m
Section Times	1:04.02 [8] (0:15.46)	0:48.56 [7] (0:11.45)	0:37.11 [6] (0:12.32)	0:24.79 [6] (0:12.09)	0:12.70 [6] (0:12.70)
Average Speed [km/h]	46.9	62.5	58.6	59.8	56.5
Top Speed [km/h]	65.9	64.8	61.3	60.3	59.8
Avg. Dist. to Rail [m]	4.5	0.9	0.3	1.5	3.1
Avg. Stride Freq. [Hz]	2.2	2.4	2.4	2.4	2.3
Avg. Stride Length [m]	5.8	7.2	6.9	7.0	6.9



- [ ] Ranking at each section and finish
- .-.- No data available at this section
- NA No data available