



Eagle Farm QLD Professional

Race 4: CASCADE BENCHMARK 75 Handicap - 1300m

06 April 2024 - 13:19



BRISBANE
RACING CLUB

Track Rating: Soft 6, Weather: Overcast, Rail Position: +4.5m

Section		Field Times										Last 600m
		Overall	1200m	1000m	800m	600m	400m					0:36.57
		1:18.10 (0:07.74)	1:10.36 (0:10.76)	0:59.60 (0:11.15)	0:48.45 (0:11.88)	0:36.57 (0:12.00)	0:24.57 (0:11.85)					
Rank	TAB Horse/Jockey	Barrier	Top Speed [km/h]	Fastest Section								Distance Travelled [m]
1	6 EN POINTE Bailey Wheeler	6	69.0 1200m	0:07.82 Overall	1:18.10 [1] (0:07.82)	1:10.28 [3] (0:10.79)	0:59.49 [3] (0:11.26)	0:48.23 [2] (0:11.83)	0:36.40 [2] (0:11.83)	0:24.57 [1] (0:11.85)	0:36.40	
2	5 STAR OF CHAOS James Orman	5	67.7 1200m	0:07.74 Overall	1:18.37 [2] (0:07.74)	1:10.63 [1] (0:10.82)	0:59.81 [2] (0:11.48)	0:48.33 [3] (0:11.92)	0:36.41 [4] (0:11.83)	0:24.58 [5] (0:11.72)	0:36.41 +5	
3	1 PATTON Ryan Maloney	1	66.6 1200m	0:08.17 Overall	1:18.45 [3] (0:08.17)	1:10.28 [7] (0:11.12)	0:59.16 [9] (0:11.45)	0:47.71 [9] (0:11.73)	0:35.98 [10] (0:11.63)	0:24.35 [9] (0:11.64)	0:35.98 +3	
4	14 NICKELBACK Jim Byrne	14	67.1 1200m	0:08.16 Overall	1:18.76 [4] (0:08.16)	1:10.60 [6] (0:10.92)	0:59.68 [7] (0:11.40)	0:48.28 [6] (0:11.74)	0:36.54 [6] (0:11.69)	0:24.85 [6] (0:11.88)	0:36.54 -2	
5	7 PRINCESS TENKO Cejay Graham	7	66.5 1200m	0:07.98 Overall	1:18.76 [5] (0:07.98)	1:10.78 [5] (0:10.95)	0:59.83 [4] (0:11.31)	0:48.52 [4] (0:11.77)	0:36.75 [5] (0:11.71)	0:25.04 [3] (0:12.04)	0:36.75 +2	
6	11 COLLAY'S SPIRIT Samantha Collett	11	68.9 1200m	0:08.22 Overall	1:18.79 [6] (0:08.22)	1:10.57 [8] (0:10.75)	0:59.82 [5] (0:11.30)	0:48.52 [5] (0:11.65)	0:36.87 [3] (0:11.86)	0:25.01 [4] (0:11.92)	0:36.87 -4	
7	3 BOWRIDER Andrew Mallyon	3	68.7 1200m	0:07.82 Overall	1:18.97 [7] (0:07.82)	1:11.15 [2] (0:10.68)	1:00.47 [1] (0:11.15)	0:49.32 [1] (0:11.88)	0:37.44 [1] (0:12.07)	0:25.37 [2] (0:12.13)	0:37.44 -3	
8	8 TREPORTI Marnu Potgieter	8	66.2 1200m	0:07.92 Overall	1:19.14 [8] (0:07.92)	1:11.22 [4] (0:11.09)	1:00.13 [6] (0:11.48)	0:48.65 [7] (0:11.75)	0:36.90 [8] (0:11.91)	0:24.99 [10] (0:11.90)	0:36.90 +7	
9	4 MOONAN ME Casey Waddell	4	67.0 1200m	0:08.41 Overall	1:19.29 [9] (0:08.41)	1:10.88 [10] (0:10.90)	0:59.98 [10] (0:11.46)	0:48.52 [10] (0:11.65)	0:36.87 [9] (0:11.61)	0:25.26 [7] (0:11.90)	0:36.87 -2	
10	9 VINTAGE CHOICE Damien Thornton	9	66.9 1200m	0:08.22 Overall	1:19.60 [10] (0:08.22)	1:11.38 [9] (0:10.99)	1:00.39 [8] (0:11.41)	0:48.98 [8] (0:11.60)	0:37.38 [7] (0:11.83)	0:25.55 [8] (0:12.02)	0:37.38 +1	

Scratched: Too Hard To Refuse (#10), I Am Lethal (#12), Evocator (#2), Start Strutting (#13)

Report Created: Sat 6 April 2024 13:58 GMT+10 (Note: Timing is based on position data)

Page 1/12

[] Ranking at each section and finish
 -:-:- No data available at this section
 NA No data available

SCN Saddle cloth number
 DNF Did not finish
 DNT Did not track

data processed by TRIPLES DATA



Eagle Farm QLD Professional

Race 4: CASCADE BENCHMARK 75 Handicap - 1300m

06 April 2024 - 13:19



BRISBANE
RACING CLUB

Track Rating: Soft 6, Weather: Overcast, Rail Position: +4.5m

Section							200m			Last 600m
Field Times							0:12.72			0:36.57
Rank	TAB	Horse/Jockey	Barrier	Top Speed [km/h]	Fastest Section	Margin				Distance Travelled [m]
1	6	EN POINTE Bailey Wheeler	6	69.0 1200m	0:07.82 Overall	0:12.72 [1] (0:12.72)	1:18.10		0:36.40	
2	5	STAR OF CHAOS James Orman	5	67.7 1200m	0:07.74 Overall	0:12.86 [2] (0:12.86)	0.27L		0:36.41	+5
3	1	PATTON Ryan Maloney	1	66.6 1200m	0:08.17 Overall	0:12.71 [5] (0:12.71)	0.08L		0:35.98	+3
4	14	NICKELBACK Jim Byrne	14	67.1 1200m	0:08.16 Overall	0:12.97 [7] (0:12.97)	0.31L		0:36.54	-2
5	7	PRINCESS TENKO Cejay Graham	7	66.5 1200m	0:07.98 Overall	0:13.00 [6] (0:13.00)	0L		0:36.75	+2
6	11	COLLAY'S SPIRIT Samantha Collett	11	68.9 1200m	0:08.22 Overall	0:13.09 [3] (0:13.09)	0.03L		0:36.87	-4
7	3	BOWRIDER Andrew Mallyon	3	68.7 1200m	0:07.82 Overall	0:13.24 [4] (0:13.24)	0.18L		0:37.44	-3
8	8	TREPORTI Marnu Potgieter	8	66.2 1200m	0:07.92 Overall	0:13.09 [9] (0:13.09)	0.17L		0:36.90	+7
9	4	MOONAN ME Casey Waddell	4	67.0 1200m	0:08.41 Overall	0:13.36 [8] (0:13.36)	0.15L		0:36.87	-2
10	9	VINTAGE CHOICE Damien Thornton	9	66.9 1200m	0:08.22 Overall	0:13.53 [10] (0:13.53)	0.31L		0:37.38	+1

Scratched: Too Hard To Refuse (#10), I Am Lethal (#12), Evocator (#2), Start Strutting (#13)



Horse/Jockey Name	En Pointe
Final Rank	1
Fastest Section Time (Section)	0:07.82 (Overall)
Top Speed [km/h] (Section)	69.0 (1200m)
Race State	Finished



Eagle Farm QLD Professional

Race 4: CASCADE BENCHMARK 75 Handicap - 1300m

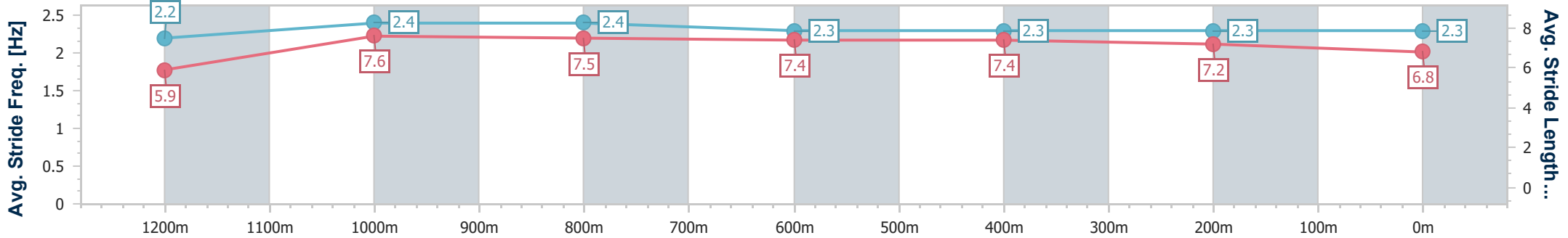
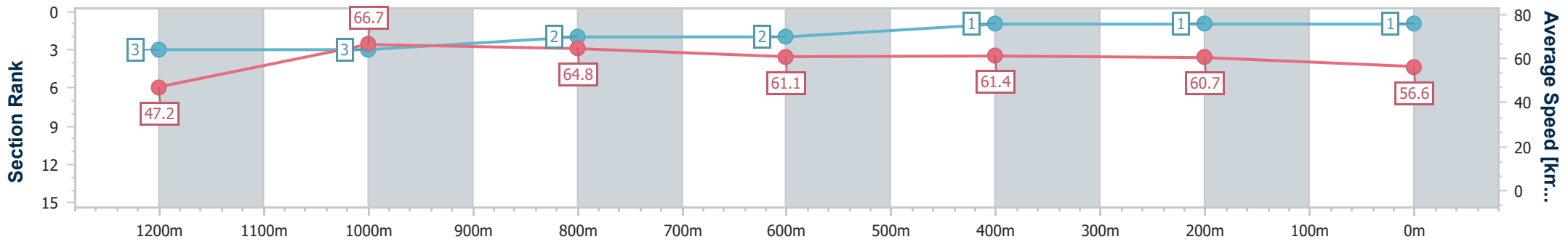
06 April 2024 - 13:19

Track Rating: Soft 6, Weather: Overcast, Rail Position: +4.5m



BRISBANE RACING CLUB

Section	Overall	1200m	1000m	800m	600m	400m	200m
Section Times	1:18.10 [1] (0:07.82)	1:10.28 [3] (0:10.79)	0:59.49 [3] (0:11.26)	0:48.23 [2] (0:11.83)	0:36.40 [2] (0:11.83)	0:24.57 [1] (0:11.85)	0:12.72 [1] (0:12.72)
Average Speed [km/h]	47.2	66.7	64.8	61.1	61.4	60.7	56.6
Top Speed [km/h]	64.1	69.0	65.8	63.2	62.9	62.0	60.2
Avg. Dist. to Rail [m]	17.4	6.0	2.0	1.6	1.4	3.6	1.4
Avg. Stride Freq. [Hz]	2.2	2.4	2.4	2.3	2.3	2.3	2.3
Avg. Stride Length [m]	5.9	7.6	7.5	7.4	7.4	7.2	6.8



- [] Ranking at each section and finish
- .-.- No data available at this section
- NA No data available



Horse/Jockey Name	Star Of Chaos
Final Rank	2
Fastest Section Time (Section)	0:07.74 (Overall)
Top Speed [km/h] (Section)	67.7 (1200m)
Race State	Finished

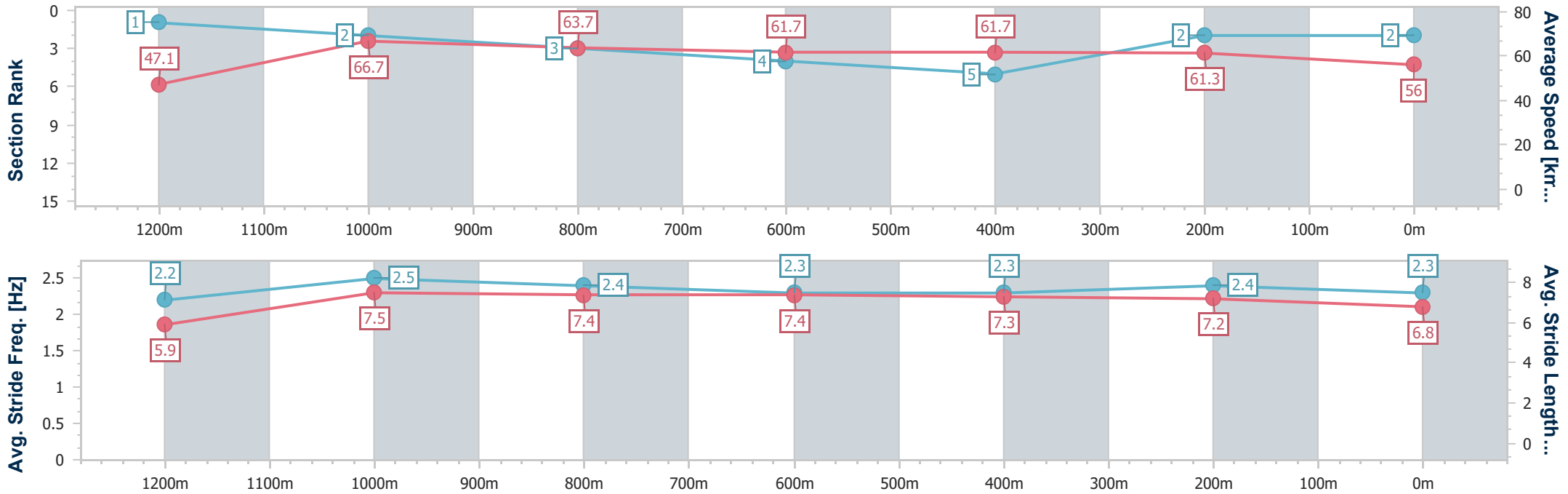


Eagle Farm QLD Professional
 Race 4: CASCADE BENCHMARK 75 Handicap - 1300m
 06 April 2024 - 13:19
 Track Rating: Soft 6, Weather: Overcast, Rail Position: +4.5m



BRISBANE
RACING CLUB

Section	Overall	1200m	1000m	800m	600m	400m	200m
Section Times	1:18.37 [2] (0:07.74)	1:10.63 [1] (0:10.82)	0:59.81 [2] (0:11.48)	0:48.33 [3] (0:11.92)	0:36.41 [4] (0:11.83)	0:24.58 [5] (0:11.72)	0:12.86 [2] (0:12.86)
Average Speed [km/h]	47.1	66.7	63.7	61.7	61.7	61.3	56.0
Top Speed [km/h]	64.0	67.7	65.9	64.3	62.9	62.6	58.9
Avg. Dist. to Rail [m]	9.7	2.5	3.6	4.7	2.7	5.6	3.5
Avg. Stride Freq. [Hz]	2.2	2.5	2.4	2.3	2.3	2.4	2.3
Avg. Stride Length [m]	5.9	7.5	7.4	7.4	7.3	7.2	6.8



- [] Ranking at each section and finish
- .-.- No data available at this section
- NA No data available



Horse/Jockey Name	Patton
Final Rank	3
Fastest Section Time (Section)	0:08.17 (Overall)
Top Speed [km/h] (Section)	66.6 (1200m)
Race State	Finished

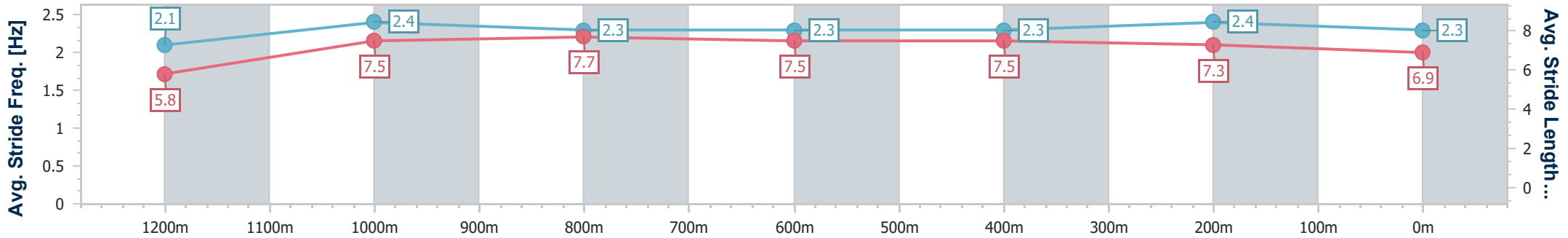
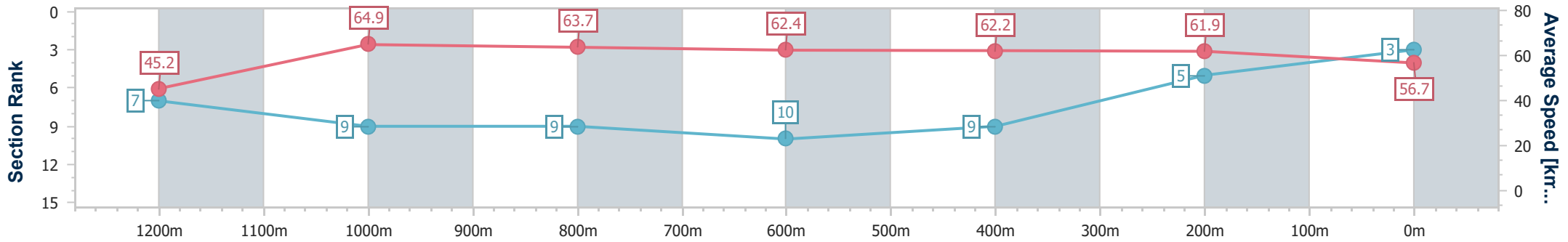


Eagle Farm QLD Professional
 Race 4: CASCADE BENCHMARK 75 Handicap - 1300m
 06 April 2024 - 13:19
 Track Rating: Soft 6, Weather: Overcast, Rail Position: +4.5m



BRISBANE
RACING CLUB

Section	Overall	1200m	1000m	800m	600m	400m	200m
Section Times	1:18.45 [3] (0:08.17)	1:10.28 [7] (0:11.12)	0:59.16 [9] (0:11.45)	0:47.71 [9] (0:11.73)	0:35.98 [10] (0:11.63)	0:24.35 [9] (0:11.64)	0:12.71 [5] (0:12.71)
Average Speed [km/h]	45.2	64.9	63.7	62.4	62.2	61.9	56.7
Top Speed [km/h]	58.6	66.6	65.3	64.3	63.2	63.2	60.8
Avg. Dist. to Rail [m]	15.3	3.9	3.2	2.8	1.5	4.0	3.6
Avg. Stride Freq. [Hz]	2.1	2.4	2.3	2.3	2.3	2.4	2.3
Avg. Stride Length [m]	5.8	7.5	7.7	7.5	7.5	7.3	6.9



- [] Ranking at each section and finish
- .-.- No data available at this section
- NA No data available



Horse/Jockey Name	Nickelback
Final Rank	4
Fastest Section Time (Section)	0:08.16 (Overall)
Top Speed [km/h] (Section)	67.1 (1200m)
Race State	Finished

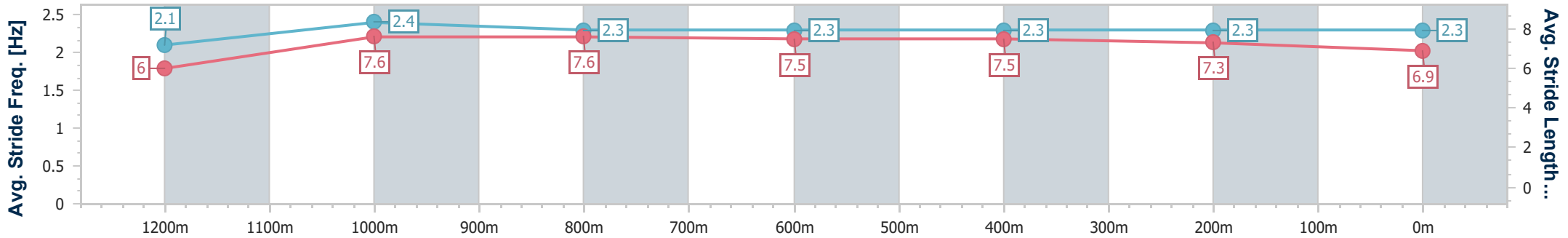
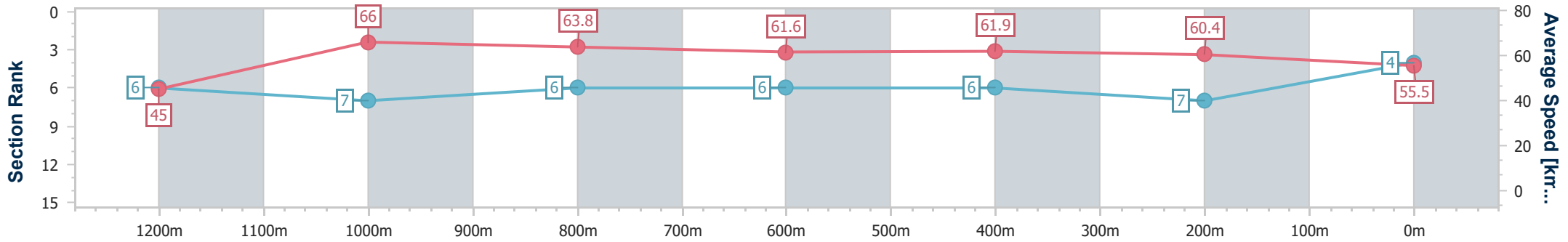


Eagle Farm QLD Professional
 Race 4: CASCADE BENCHMARK 75 Handicap - 1300m
 06 April 2024 - 13:19
 Track Rating: Soft 6, Weather: Overcast, Rail Position: +4.5m



BRISBANE
RACING CLUB

Section	Overall	1200m	1000m	800m	600m	400m	200m
Section Times	1:18.76 [4] (0:08.16)	1:10.60 [6] (0:10.92)	0:59.68 [7] (0:11.40)	0:48.28 [6] (0:11.74)	0:36.54 [6] (0:11.69)	0:24.85 [6] (0:11.88)	0:12.97 [7]
Average Speed [km/h]	45.0	66.0	63.8	61.6	61.9	60.4	55.5
Top Speed [km/h]	61.2	67.1	64.4	63.0	62.2	62.0	58.4
Avg. Dist. to Rail [m]	14.3	4.2	1.6	1.3	0.9	5.1	4.6
Avg. Stride Freq. [Hz]	2.1	2.4	2.3	2.3	2.3	2.3	2.3
Avg. Stride Length [m]	6.0	7.6	7.6	7.5	7.5	7.3	6.9



- [] Ranking at each section and finish
- .-.- No data available at this section
- NA No data available



Horse/Jockey Name	Princess Tenko
Final Rank	5
Fastest Section Time (Section)	0:07.98 (Overall)
Top Speed [km/h] (Section)	66.5 (1200m)
Race State	Finished

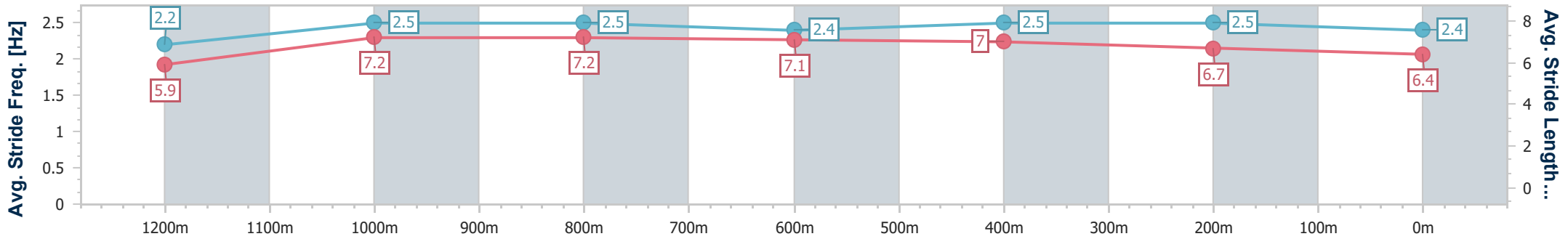
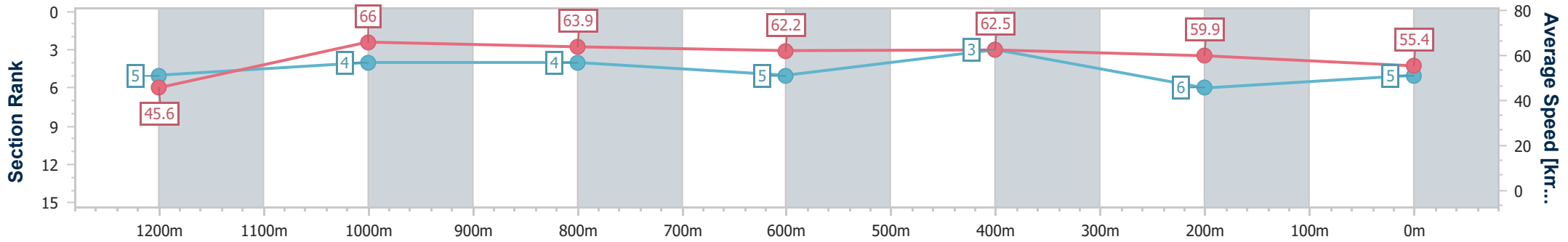


Eagle Farm QLD Professional
 Race 4: CASCADE BENCHMARK 75 Handicap - 1300m
 06 April 2024 - 13:19
 Track Rating: Soft 6, Weather: Overcast, Rail Position: +4.5m



BRISBANE
RACING CLUB

Section	Overall	1200m	1000m	800m	600m	400m	200m
Section Times	1:18.76 [5] (0:07.98)	1:10.78 [5] (0:10.95)	0:59.83 [4] (0:11.31)	0:48.52 [4] (0:11.77)	0:36.75 [5] (0:11.71)	0:25.04 [3] (0:12.04)	0:13.00 [6] (0:13.00)
Average Speed [km/h]	45.6	66.0	63.9	62.2	62.5	59.9	55.4
Top Speed [km/h]	64.7	66.5	65.1	63.9	63.1	61.9	57.6
Avg. Dist. to Rail [m]	10.8	2.6	1.3	3.4	3.9	7.9	6.2
Avg. Stride Freq. [Hz]	2.2	2.5	2.5	2.4	2.5	2.5	2.4
Avg. Stride Length [m]	5.9	7.2	7.2	7.1	7.0	6.7	6.4



- [] Ranking at each section and finish
- .-.- No data available at this section
- NA No data available



Horse/Jockey Name	Collay's Spirit
Final Rank	6
Fastest Section Time (Section)	0:08.22 (Overall)
Top Speed [km/h] (Section)	68.9 (1200m)
Race State	Finished



Eagle Farm QLD Professional

Race 4: CASCADE BENCHMARK 75 Handicap - 1300m

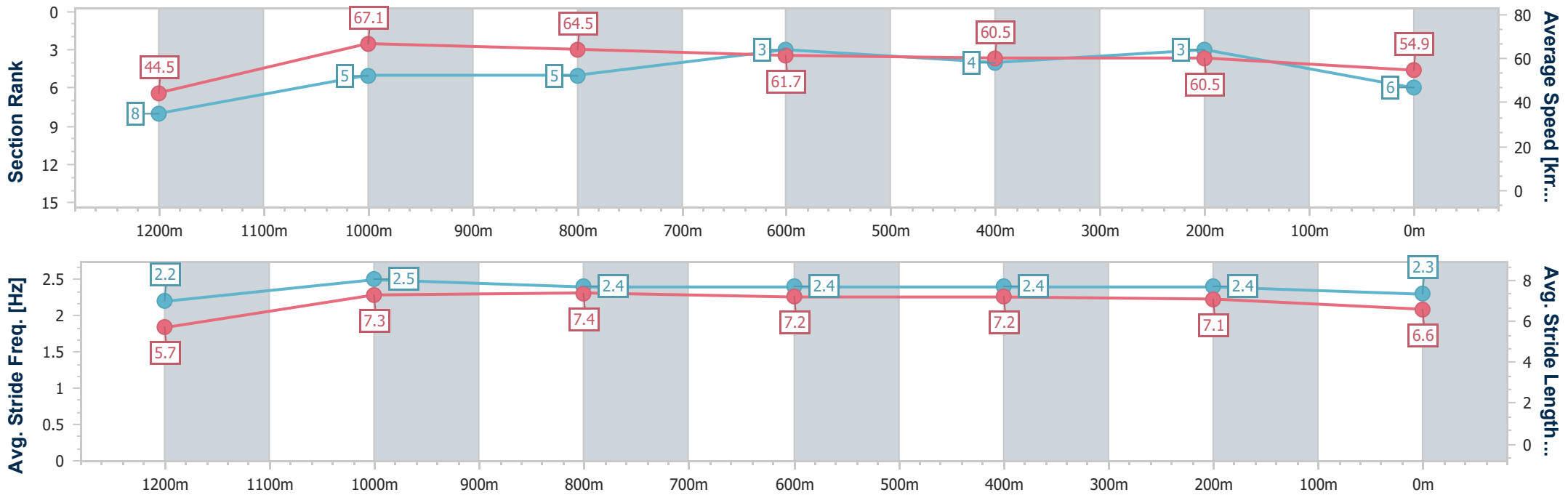
06 April 2024 - 13:19

Track Rating: Soft 6, Weather: Overcast, Rail Position: +4.5m



BRISBANE RACING CLUB

Section	Overall	1200m	1000m	800m	600m	400m	200m
Section Times	1:18.79 [6] (0:08.22)	1:10.57 [8] (0:10.75)	0:59.82 [5] (0:11.30)	0:48.52 [5] (0:11.65)	0:36.87 [3] (0:11.86)	0:25.01 [4] (0:11.92)	0:13.09 [3] (0:13.09)
Average Speed [km/h]	44.5	67.1	64.5	61.7	60.5	60.5	54.9
Top Speed [km/h]	63.0	68.9	66.5	63.3	61.1	61.9	58.5
Avg. Dist. to Rail [m]	12.9	3.5	1.9	0.4	0.7	3.0	2.2
Avg. Stride Freq. [Hz]	2.2	2.5	2.4	2.4	2.4	2.4	2.3
Avg. Stride Length [m]	5.7	7.3	7.4	7.2	7.2	7.1	6.6



- [] Ranking at each section and finish
- .-.- No data available at this section
- NA No data available



Horse/Jockey Name	Bowrider
Final Rank	7
Fastest Section Time (Section)	0:07.82 (Overall)
Top Speed [km/h] (Section)	68.7 (1200m)
Race State	Finished

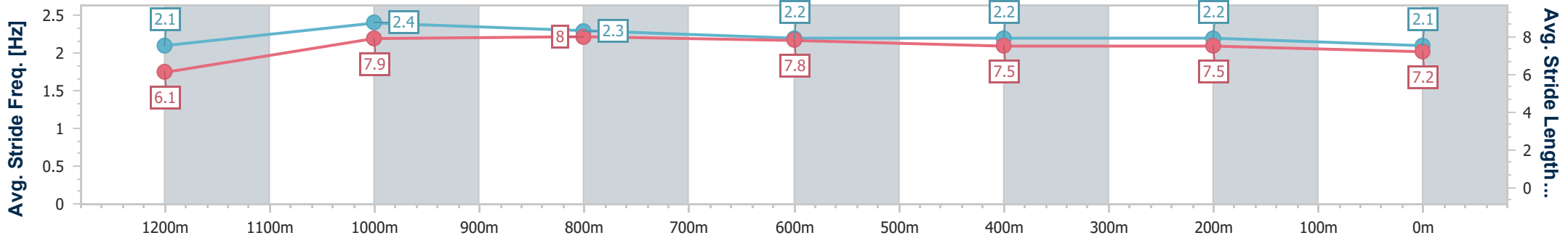
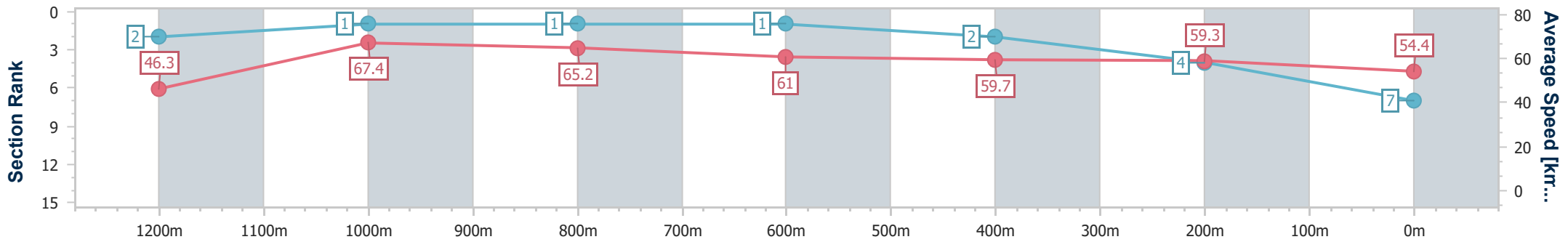


Eagle Farm QLD Professional
 Race 4: CASCADE BENCHMARK 75 Handicap - 1300m
 06 April 2024 - 13:19
 Track Rating: Soft 6, Weather: Overcast, Rail Position: +4.5m



BRISBANE
RACING CLUB

Section	Overall	1200m	1000m	800m	600m	400m	200m
Section Times	1:18.97 [7] (0:07.82)	1:11.15 [2] (0:10.68)	1:00.47 [1] (0:11.15)	0:49.32 [1] (0:11.88)	0:37.44 [1] (0:12.07)	0:25.37 [2] (0:12.13)	0:13.24 [4] (0:13.24)
Average Speed [km/h]	46.3	67.4	65.2	61.0	59.7	59.3	54.4
Top Speed [km/h]	63.6	68.7	66.2	63.7	60.7	60.8	57.5
Avg. Dist. to Rail [m]	9.1	2.5	1.4	1.4	0.4	2.2	1.3
Avg. Stride Freq. [Hz]	2.1	2.4	2.3	2.2	2.2	2.2	2.1
Avg. Stride Length [m]	6.1	7.9	8.0	7.8	7.5	7.5	7.2



- [] Ranking at each section and finish
- .-.- No data available at this section
- NA No data available



Horse/Jockey Name	Treporti
Final Rank	8
Fastest Section Time (Section)	0:07.92 (Overall)
Top Speed [km/h] (Section)	66.2 (1200m)
Race State	Finished



Eagle Farm QLD Professional

Race 4: CASCADE BENCHMARK 75 Handicap - 1300m

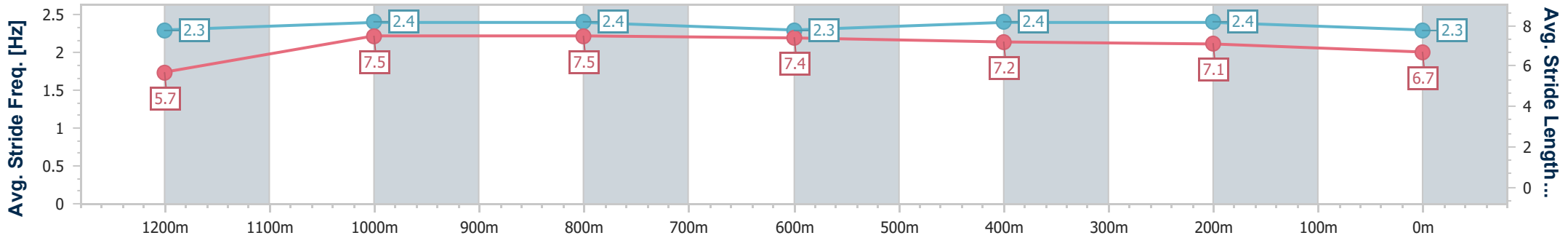
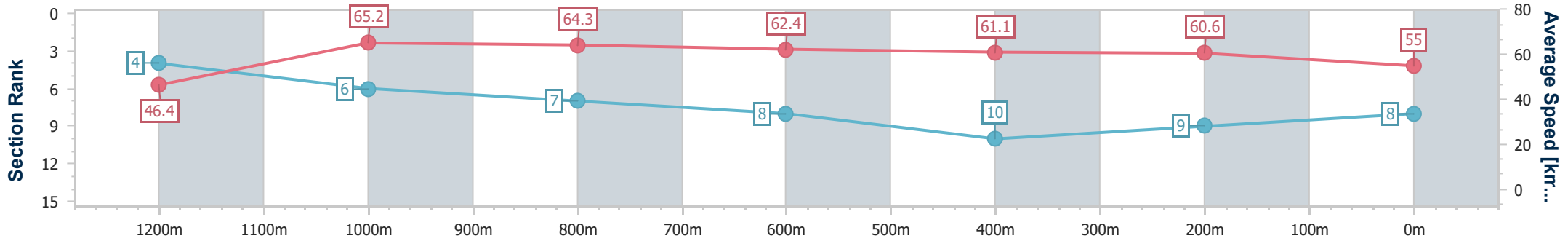
06 April 2024 - 13:19

Track Rating: Soft 6, Weather: Overcast, Rail Position: +4.5m



BRISBANE RACING CLUB

Section	Overall	1200m	1000m	800m	600m	400m	200m
Section Times	1:19.14 [8] (0:07.92)	1:11.22 [4] (0:11.09)	1:00.13 [6] (0:11.48)	0:48.65 [7] (0:11.75)	0:36.90 [8] (0:11.91)	0:24.99 [10] (0:11.90)	0:13.09 [9]
Average Speed [km/h]	46.4	65.2	64.3	62.4	61.1	60.6	55.0
Top Speed [km/h]	62.3	66.2	65.3	63.8	62.6	62.6	59.2
Avg. Dist. to Rail [m]	15.0	7.4	4.8	3.8	2.4	7.5	6.8
Avg. Stride Freq. [Hz]	2.3	2.4	2.4	2.3	2.4	2.4	2.3
Avg. Stride Length [m]	5.7	7.5	7.5	7.4	7.2	7.1	6.7



- [] Ranking at each section and finish
- .-.- No data available at this section
- NA No data available



Horse/Jockey Name	Moonan Me
Final Rank	9
Fastest Section Time (Section)	0:08.41 (Overall)
Top Speed [km/h] (Section)	67.0 (1200m)
Race State	Finished



Eagle Farm QLD Professional

Race 4: CASCADE BENCHMARK 75 Handicap - 1300m

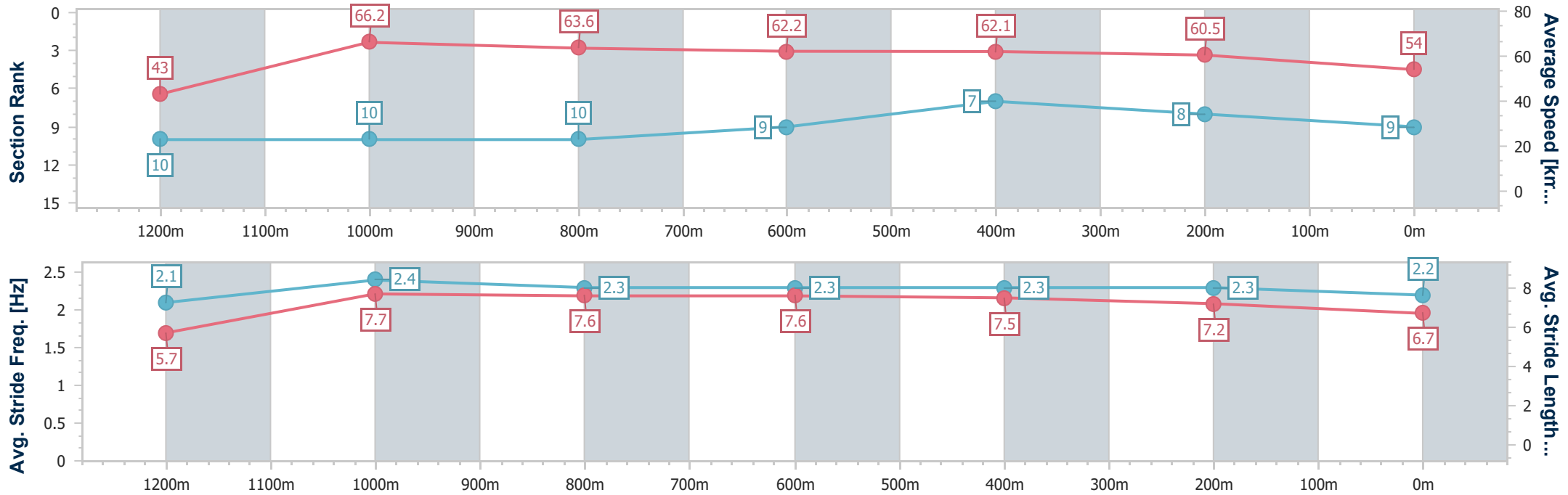
06 April 2024 - 13:19

Track Rating: Soft 6, Weather: Overcast, Rail Position: +4.5m



BRISBANE RACING CLUB

Section	Overall	1200m	1000m	800m	600m	400m	200m
Section Times	1:19.29 [9] (0:08.41)	1:10.88 [10] (0:10.90)	0:59.98 [10] (0:11.46)	0:48.52 [10] (0:11.65)	0:36.87 [9] (0:11.61)	0:25.26 [7] (0:11.90)	0:13.36 [8]
Average Speed [km/h]	43.0	66.2	63.6	62.2	62.1	60.5	54.0
Top Speed [km/h]	62.4	67.0	65.7	63.5	63.3	62.6	57.8
Avg. Dist. to Rail [m]	9.3	2.6	2.3	1.5	0.6	3.5	1.7
Avg. Stride Freq. [Hz]	2.1	2.4	2.3	2.3	2.3	2.3	2.2
Avg. Stride Length [m]	5.7	7.7	7.6	7.6	7.5	7.2	6.7



- [] Ranking at each section and finish
- .-.- No data available at this section
- NA No data available



Horse/Jockey Name	Vintage Choice
Final Rank	10
Fastest Section Time (Section)	0:08.22 (Overall)
Top Speed [km/h] (Section)	66.9 (1200m)
Race State	Finished



Eagle Farm QLD Professional

Race 4: CASCADE BENCHMARK 75 Handicap - 1300m

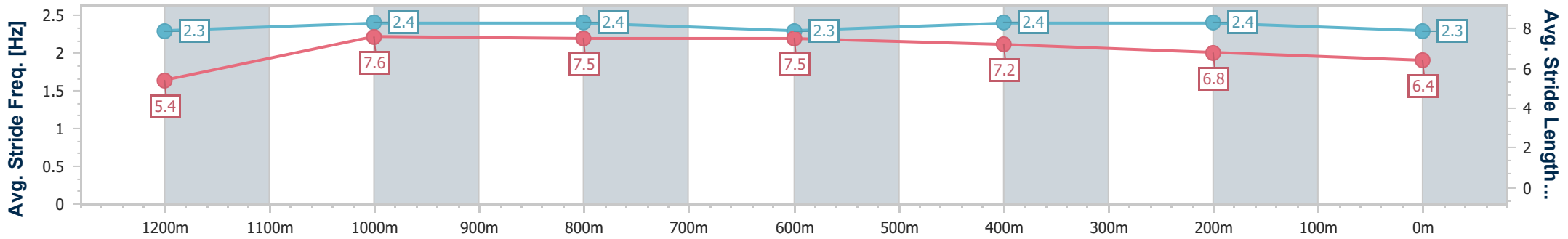
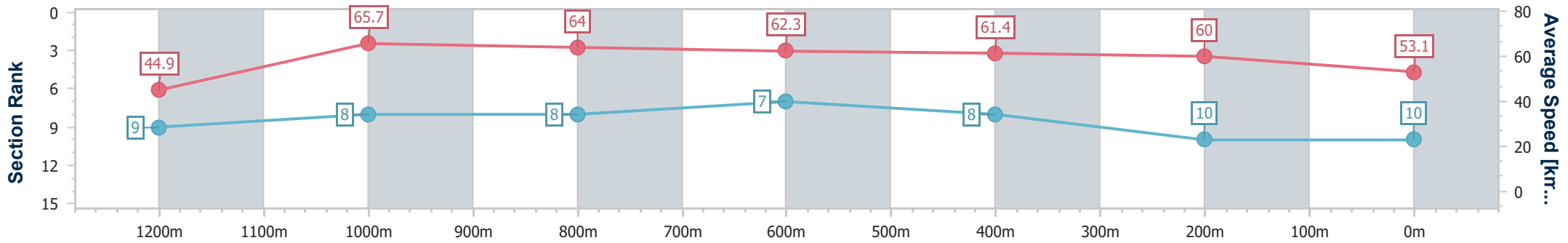
06 April 2024 - 13:19

Track Rating: Soft 6, Weather: Overcast, Rail Position: +4.5m



BRISBANE RACING CLUB

Section	Overall	1200m	1000m	800m	600m	400m	200m
Section Times	1:19.60 [10] (0:08.22)	1:11.38 [9] (0:10.99)	1:00.39 [8] (0:11.41)	0:48.98 [8] (0:11.60)	0:37.38 [7] (0:11.83)	0:25.55 [8] (0:12.02)	0:13.53 [10] (0:13.53)
Average Speed [km/h]	44.9	65.7	64.0	62.3	61.4	60.0	53.1
Top Speed [km/h]	62.0	66.9	64.8	64.2	62.2	62.1	56.5
Avg. Dist. to Rail [m]	15.8	7.2	2.8	0.9	1.8	7.0	5.5
Avg. Stride Freq. [Hz]	2.3	2.4	2.4	2.3	2.4	2.4	2.3
Avg. Stride Length [m]	5.4	7.6	7.5	7.5	7.2	6.8	6.4



- [] Ranking at each section and finish
- .-.- No data available at this section
- NA No data available