



# Eagle Farm QLD Professional

## Race 3: LADBROKES RACING CLUB Class 3 Plate - 1820m

06 April 2024 - 12:44



BRISBANE  
RACING CLUB

Track Rating: Soft 6, Weather: Overcast, Rail Position: +4.5m

| Section              | Field Times          |                                       |                      |                      |                      |                           |                           |                           |                           |                           |                           |                           |                        |    |
|----------------------|----------------------|---------------------------------------|----------------------|----------------------|----------------------|---------------------------|---------------------------|---------------------------|---------------------------|---------------------------|---------------------------|---------------------------|------------------------|----|
| Overall              | 1600m                | 1400m                                 | 1200m                | 1000m                | 800m                 | 600m                      | Last 600m                 |                           |                           |                           |                           |                           |                        |    |
| 1:52.23<br>(0:15.35) | 1:36.88<br>(0:11.45) | 1:25.43<br>(0:11.89)                  | 1:13.54<br>(0:11.84) | 1:01.70<br>(0:12.57) | 0:49.13<br>(0:12.31) | 0:36.82<br>(0:12.41)      | 0:36.82                   |                           |                           |                           |                           |                           |                        |    |
| Rank                 | TAB                  | Horse/Jockey                          | Barrier              | Top Speed [km/h]     | Fastest Section      |                           |                           |                           |                           |                           |                           |                           | Distance Travelled [m] |    |
| 1                    | 8                    | CONNECTICUT<br>Kyle Wilson-Taylor     | 8                    | 64.6                 | 0:11.58              | 1:52.23 [1]<br>(0:15.58)  | 1:36.65 [5]<br>(0:11.58)  | 1:25.07 [4]<br>(0:11.73)  | 1:13.34 [3]<br>(0:11.95)  | 1:01.39 [3]<br>(0:12.50)  | 0:48.89 [3]<br>(0:12.35)  | 0:36.54 [3]<br>(0:12.13)  | 0:36.54                |    |
| 2                    | 11                   | MASCARET<br>Mark Du Plessis           | 11                   | 63.9                 | 0:11.63              | 1:52.24 [2]<br>(0:15.92)  | 1:36.32 [10]<br>(0:11.63) | 1:24.69 [9]<br>(0:11.97)  | 1:12.72 [9]<br>(0:11.85)  | 1:00.87 [8]<br>(0:12.60)  | 0:48.27 [9]<br>(0:12.42)  | 0:35.85 [9]<br>(0:11.65)  | 0:35.85                | -3 |
| 3                    | 12                   | SACRED FEELING<br>Ryan Maloney        | 12                   | 64.0                 | 0:11.60              | 1:52.55 [3]<br>(0:15.72)  | 1:36.83 [9]<br>(0:11.60)  | 1:25.23 [7]<br>(0:11.91)  | 1:13.32 [7]<br>(0:11.89)  | 1:01.43 [7]<br>(0:12.52)  | 0:48.91 [6]<br>(0:12.46)  | 0:36.45 [6]<br>(0:11.91)  | 0:36.45                | -4 |
| 4                    | 7                    | THESECONDATPORTSEA<br>Damien Thornton | 7                    | 63.4                 | 0:11.60              | 1:52.98 [4]<br>(0:15.71)  | 1:37.27 [8]<br>(0:11.60)  | 1:25.67 [6]<br>(0:12.08)  | 1:13.59 [8]<br>(0:12.00)  | 1:01.59 [9]<br>(0:12.51)  | 0:49.08 [8]<br>(0:12.45)  | 0:36.63 [8]<br>(0:11.97)  | 0:36.63                | -9 |
| 5                    | 5                    | PORT MOURANT<br>Jim Byrne             | 5                    | 64.1                 | 0:11.64              | 1:53.56 [5]<br>(0:15.94)  | 1:37.62 [11]<br>(0:11.64) | 1:25.98 [10]<br>(0:12.04) | 1:13.94 [10]<br>(0:12.04) | 1:01.90 [11]<br>(0:12.46) | 0:49.44 [10]<br>(0:12.46) | 0:36.98 [11]<br>(0:11.90) | 0:36.98                | -3 |
| 6                    | 14                   | ADALISSA<br>Cejay Graham              | 14                   | 63.5                 | 0:11.74              | 1:53.69 [6]<br>(0:15.63)  | 1:38.06 [7]<br>(0:11.74)  | 1:26.32 [8]<br>(0:11.78)  | 1:14.54 [5]<br>(0:11.85)  | 1:02.69 [5]<br>(0:12.51)  | 0:50.18 [5]<br>(0:12.40)  | 0:37.78 [5]<br>(0:12.38)  | 0:37.78                | +2 |
| 7                    | 2                    | KOKONOTSU<br>James Orman              | 2                    | 65.2                 | 0:11.83              | 1:53.71 [7]<br>(0:15.59)  | 1:38.12 [6]<br>(0:12.00)  | 1:26.12 [11]<br>(0:12.18) | 1:13.94 [11]<br>(0:11.85) | 1:02.09 [10]<br>(0:12.52) | 0:49.57 [11]<br>(0:12.30) | 0:37.27 [10]<br>(0:11.83) | 0:37.27                | +4 |
| 8                    | 9                    | SIERRA DE GREDOS<br>Bailey Wheeler    | 9                    | 63.6                 | 0:11.53              | 1:54.70 [8]<br>(0:15.39)  | 1:39.31 [2]<br>(0:11.53)  | 1:27.78 [2]<br>(0:12.04)  | 1:15.74 [4]<br>(0:11.92)  | 1:03.82 [4]<br>(0:12.58)  | 0:51.24 [4]<br>(0:12.37)  | 0:38.87 [4]<br>(0:12.23)  | 0:38.87                | -6 |
| 9                    | 3                    | JETPACK VERDI<br>Vlad Duric           | 3                    | 64.8                 | 0:11.55              | 1:54.87 [9]<br>(0:15.53)  | 1:39.34 [4]<br>(0:11.66)  | 1:27.68 [5]<br>(0:11.55)  | 1:16.13 [2]<br>(0:11.83)  | 1:04.30 [2]<br>(0:12.56)  | 0:51.74 [2]<br>(0:12.43)  | 0:39.31 [2]<br>(0:12.50)  | 0:39.31                | +4 |
| 10                   | 13                   | CAVE DIVER<br>Andrew Mallyon          | 13                   | 63.1                 | 0:11.66              | 1:56.34 [10]<br>(0:15.47) | 1:40.87 [3]<br>(0:11.66)  | 1:29.21 [3]<br>(0:12.07)  | 1:17.14 [6]<br>(0:11.92)  | 1:05.22 [6]<br>(0:12.57)  | 0:52.65 [7]<br>(0:12.51)  | 0:40.14 [7]<br>(0:12.34)  | 0:40.14                | -8 |

Scratched: Classique Gal (#15), Willnotquit (#16), Showman (#6), Joe Mama (#4), Enterprise Lassie (#10), Papal Miss (#17)

Report Created: Sat 6 April 2024 13:06 GMT+10 (Note: Timing is based on position data)

Page 1/15

[ ] Ranking at each section and finish  
 -:-:- No data available at this section  
 NA No data available

SCN Saddle cloth number  
 DNF Did not finish  
 DNT Did not track

data processed by TRIPLES DATA



# Eagle Farm QLD Professional

## Race 3: LADBROKES RACING CLUB Class 3 Plate - 1820m

06 April 2024 - 12:44



BRISBANE  
RACING CLUB

Track Rating: Soft 6, Weather: Overcast, Rail Position: +4.5m

| Section     | Overall              | 1600m                | 1400m                | 1200m                | 1000m                | 800m                 | 600m                 | Last 600m |
|-------------|----------------------|----------------------|----------------------|----------------------|----------------------|----------------------|----------------------|-----------|
| Field Times | 1:52.23<br>(0:15.35) | 1:36.88<br>(0:11.45) | 1:25.43<br>(0:11.89) | 1:13.54<br>(0:11.84) | 1:01.70<br>(0:12.57) | 0:49.13<br>(0:12.31) | 0:36.82<br>(0:12.41) | 0:36.82   |

| Rank | TAB | Horse/Jockey | Barrier | Top Speed [km/h] | Fastest Section | Overall      | 1600m       | 1400m       | 1200m       | 1000m       | 800m        | 600m        | Last 600m | Distance Travelled [m] |
|------|-----|--------------|---------|------------------|-----------------|--------------|-------------|-------------|-------------|-------------|-------------|-------------|-----------|------------------------|
| 11   | 1   | KERKORIAN    | 1       | 64.6             | 0:11.45         | 1:58.35 [11] | 1:43.00 [1] | 1:31.55 [1] | 1:19.66 [1] | 1:07.82 [1] | 0:55.25 [1] | 0:42.94 [1] | 0:42.94   | -6                     |
|      |     | Jake Bayliss |         | 1600m            | 1600m           | (0:15.35)    | (0:11.45)   | (0:11.89)   | (0:11.84)   | (0:12.57)   | (0:12.31)   | (0:12.44)   |           |                        |

Scratched: Classique Gal (#15), Willnotquit (#16), Showman (#6), Joe Mama (#4), Enterprise Lassie (#10), Papal Miss (#17)



# Eagle Farm QLD Professional

## Race 3: LADBROKES RACING CLUB Class 3 Plate - 1820m

06 April 2024 - 12:44



BRISBANE  
RACING CLUB

Track Rating: Soft 6, Weather: Overcast, Rail Position: +4.5m

| Section     |     |  |         | 400m                 | 200m                 |                           |                           | Last 600m |                        |    |
|-------------|-----|--|---------|----------------------|----------------------|---------------------------|---------------------------|-----------|------------------------|----|
| Field Times |     |  |         | 0:24.41<br>(0:11.81) | 0:12.60<br>(0:12.60) |                           |                           | 0:36.82   |                        |    |
| Rank        | TAB | Horse/Jockey                                 | Barrier | Top Speed [km/h]     | Fastest Section      | Margin                    |                           |           | Distance Travelled [m] |    |
| 1           | 8   | <b>CONNECTICUT</b><br>Kyle Wilson-Taylor     | 8       | 64.6<br>Overall      | 0:11.58<br>1600m     | 0:24.41 [1]<br>(0:11.81)  | 0:12.60 [1]<br>(0:12.60)  | 1:52.23   | 0:36.54                |    |
| 2           | 11  | <b>MASCARET</b><br>Mark Du Plessis           | 11      | 63.9<br>600m         | 0:11.63<br>1600m     | 0:24.20 [4]<br>(0:11.69)  | 0:12.51 [2]<br>(0:12.51)  | 0.01L     | 0:35.85                | -3 |
| 3           | 12  | <b>SACRED FEELING</b><br>Ryan Maloney        | 12      | 64.0<br>Overall      | 0:11.60<br>1600m     | 0:24.54 [3]<br>(0:11.72)  | 0:12.82 [3]<br>(0:12.82)  | 0.31L     | 0:36.45                | -4 |
| 4           | 7   | <b>THESECONDATPORTSEA</b><br>Damien Thornton | 7       | 63.4<br>Overall      | 0:11.60<br>1600m     | 0:24.66 [9]<br>(0:11.85)  | 0:12.81 [4]<br>(0:12.81)  | 0.43L     | 0:36.63                | -9 |
| 5           | 5   | <b>PORT MOURANT</b><br>Jim Byrne             | 5       | 64.1<br>Overall      | 0:11.64<br>1600m     | 0:25.08 [10]<br>(0:11.87) | 0:13.21 [6]<br>(0:13.21)  | 0.58L     | 0:36.98                | -3 |
| 6           | 14  | <b>ADALISSA</b><br>Cejay Graham              | 14      | 63.5<br>Overall      | 0:11.74<br>1600m     | 0:25.40 [8]<br>(0:12.36)  | 0:13.04 [7]<br>(0:13.04)  | 0.13L     | 0:37.78                | +2 |
| 7           | 2   | <b>KOKONOTSU</b><br>James Orman              | 2       | 65.2<br>Overall      | 0:11.83<br>600m      | 0:25.44 [7]<br>(0:12.07)  | 0:13.37 [5]<br>(0:13.37)  | 0.02L     | 0:37.27                | +4 |
| 8           | 9   | <b>SIERRA DE GREDOS</b><br>Bailey Wheeler    | 9       | 63.6<br>1600m        | 0:11.53<br>1600m     | 0:26.64 [5]<br>(0:12.76)  | 0:13.88 [9]<br>(0:13.88)  | 0.99L     | 0:38.87                | -6 |
| 9           | 3   | <b>JETPACK VERDI</b><br>Vlad Duric           | 3       | 64.8<br>Overall      | 0:11.55<br>1400m     | 0:26.81 [6]<br>(0:12.74)  | 0:14.07 [8]<br>(0:14.07)  | 0.17L     | 0:39.31                | +4 |
| 10          | 13  | <b>CAVE DIVER</b><br>Andrew Mallyon          | 13      | 63.1<br>1600m        | 0:11.66<br>1600m     | 0:27.80 [11]<br>(0:12.83) | 0:14.97 [10]<br>(0:14.97) | 1.47L     | 0:40.14                | -8 |

Scratched: Classique Gal (#15), Willnotquit (#16), Showman (#6), Joe Mama (#4), Enterprise Lassie (#10), Papal Miss (#17)

Report Created: Sat 6 April 2024 13:06 GMT+10 (Note: Timing is based on position data)

Page 3/15

[ ] Ranking at each section and finish  
 -:-:- No data available at this section  
 NA No data available

SCN Saddle cloth number  
 DNF Did not finish  
 DNT Did not track

data processed by  **TRIPLES DATA**



# Eagle Farm QLD Professional

## Race 3: LADBROKES RACING CLUB Class 3 Plate - 1820m

06 April 2024 - 12:44



BRISBANE  
RACING CLUB

Track Rating: Soft 6, Weather: Overcast, Rail Position: +4.5m

| Section     | 400m                 |                      | 200m    |                  | Last 600m       |             |                        |       |         |    |
|-------------|----------------------|----------------------|---------|------------------|-----------------|-------------|------------------------|-------|---------|----|
| Field Times | 0:24.41<br>(0:11.81) | 0:12.60<br>(0:12.60) |         |                  | 0:36.82         |             |                        |       |         |    |
| Rank        | TAB                  | Horse/Jockey         | Barrier | Top Speed [km/h] | Fastest Section | Margin      | Distance Travelled [m] |       |         |    |
| 11          | 1                    | KERKORIAN            | 1       | 64.6             | 0:11.45         | 0:30.50 [2] | 0:16.97 [11]           | 2.01L | 0:42.94 | -6 |
|             |                      | Jake Bayliss         |         | 1600m            | 1600m           | (0:13.53)   | (0:16.97)              |       |         |    |

Scratched: Classique Gal (#15), Willnotquit (#16), Showman (#6), Joe Mama (#4), Enterprise Lassie (#10), Papal Miss (#17)

[ ] Ranking at each section and finish  
 -:-:-:- No data available at this section  
 NA No data available

SCN Saddle cloth number  
 DNF Did not finish  
 DNT Did not track



|                                |                 |
|--------------------------------|-----------------|
| Horse/Jockey Name              | Connecticut     |
| Final Rank                     | 1               |
| Fastest Section Time (Section) | 0:11.58 (1600m) |
| Top Speed [km/h] (Section)     | 64.6 (Overall)  |
| Race State                     | Finished        |



Eagle Farm QLD Professional

Race 3: LADBROKES RACING CLUB Class 3 Plate - 1820m

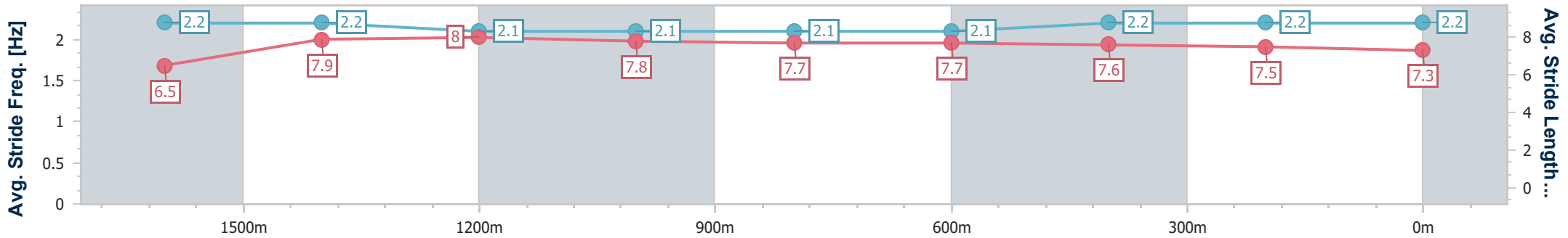
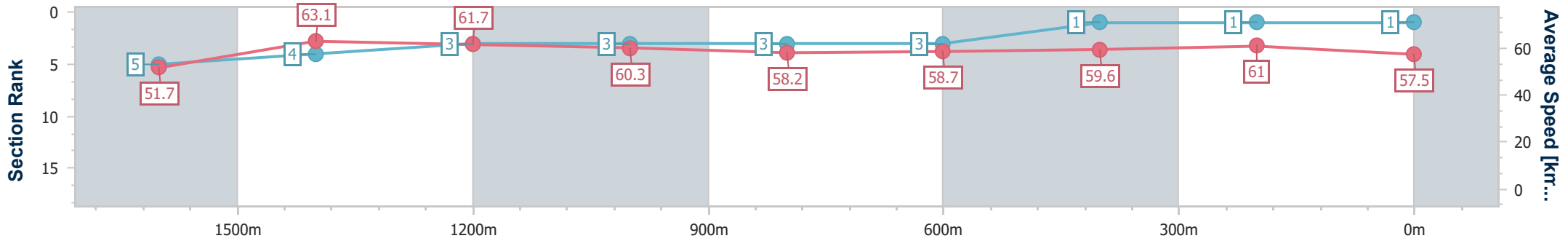
06 April 2024 - 12:44

Track Rating: Soft 6, Weather: Overcast, Rail Position: +4.5m



BRISBANE RACING CLUB

| Section                | Overall                  | 1600m                    | 1400m                    | 1200m                    | 1000m                    | 800m                     | 600m                     | 400m                     | 200m                     |
|------------------------|--------------------------|--------------------------|--------------------------|--------------------------|--------------------------|--------------------------|--------------------------|--------------------------|--------------------------|
| Section Times          | 1:52.23 [1]<br>(0:15.58) | 1:36.65 [5]<br>(0:11.58) | 1:25.07 [4]<br>(0:11.73) | 1:13.34 [3]<br>(0:11.95) | 1:01.39 [3]<br>(0:12.50) | 0:48.89 [3]<br>(0:12.35) | 0:36.54 [3]<br>(0:12.13) | 0:24.41 [1]<br>(0:11.81) | 0:12.60 [1]<br>(0:12.60) |
| Average Speed [km/h]   | 51.7                     | 63.1                     | 61.7                     | 60.3                     | 58.2                     | 58.7                     | 59.6                     | 61.0                     | 57.5                     |
| Top Speed [km/h]       | 64.6                     | 64.5                     | 62.5                     | 61.0                     | 58.7                     | 59.4                     | 60.8                     | 61.8                     | 59.8                     |
| Avg. Dist. to Rail [m] | 6.7                      | 3.8                      | 3.1                      | 3.2                      | 1.8                      | 1.5                      | 1.8                      | 3.7                      | 5.0                      |
| Avg. Stride Freq. [Hz] | 2.2                      | 2.2                      | 2.1                      | 2.1                      | 2.1                      | 2.1                      | 2.2                      | 2.2                      | 2.2                      |
| Avg. Stride Length [m] | 6.5                      | 7.9                      | 8.0                      | 7.8                      | 7.7                      | 7.7                      | 7.6                      | 7.5                      | 7.3                      |



- [ ] Ranking at each section and finish
- .-.- No data available at this section
- NA No data available



|                                |                 |
|--------------------------------|-----------------|
| Horse/Jockey Name              | Mascaret        |
| Final Rank                     | 2               |
| Fastest Section Time (Section) | 0:11.63 (1600m) |
| Top Speed [km/h] (Section)     | 63.9 (600m)     |
| Race State                     | Finished        |



Eagle Farm QLD Professional

Race 3: LADBROKES RACING CLUB Class 3 Plate - 1820m

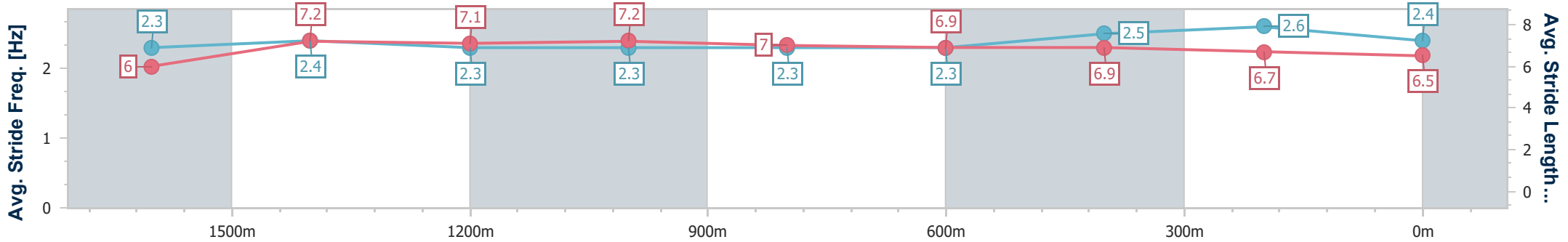
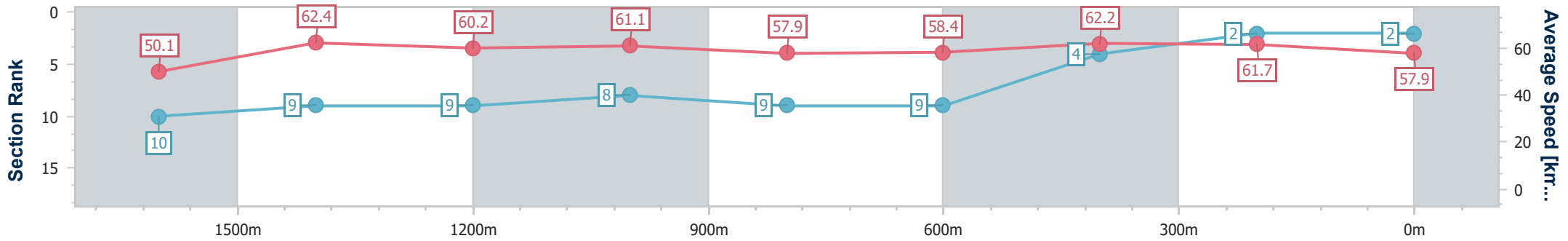
06 April 2024 - 12:44

Track Rating: Soft 6, Weather: Overcast, Rail Position: +4.5m



BRISBANE RACING CLUB

| Section                | Overall                  | 1600m                     | 1400m                    | 1200m                    | 1000m                    | 800m                     | 600m                     | 400m                     | 200m                     |
|------------------------|--------------------------|---------------------------|--------------------------|--------------------------|--------------------------|--------------------------|--------------------------|--------------------------|--------------------------|
| Section Times          | 1:52.24 [2]<br>(0:15.92) | 1:36.32 [10]<br>(0:11.63) | 1:24.69 [9]<br>(0:11.97) | 1:12.72 [9]<br>(0:11.85) | 1:00.87 [8]<br>(0:12.60) | 0:48.27 [9]<br>(0:12.42) | 0:35.85 [9]<br>(0:11.65) | 0:24.20 [4]<br>(0:11.69) | 0:12.51 [2]<br>(0:12.51) |
| Average Speed [km/h]   | 50.1                     | 62.4                      | 60.2                     | 61.1                     | 57.9                     | 58.4                     | 62.2                     | 61.7                     | 57.9                     |
| Top Speed [km/h]       | 63.8                     | 63.7                      | 60.9                     | 61.6                     | 59.6                     | 60.7                     | 63.9                     | 62.6                     | 60.7                     |
| Avg. Dist. to Rail [m] | 5.1                      | 2.5                       | 4.4                      | 4.0                      | 2.8                      | 1.3                      | 1.7                      | 5.1                      | 7.7                      |
| Avg. Stride Freq. [Hz] | 2.3                      | 2.4                       | 2.3                      | 2.3                      | 2.3                      | 2.3                      | 2.5                      | 2.6                      | 2.4                      |
| Avg. Stride Length [m] | 6.0                      | 7.2                       | 7.1                      | 7.2                      | 7.0                      | 6.9                      | 6.9                      | 6.7                      | 6.5                      |



- [ ] Ranking at each section and finish
- .-.- No data available at this section
- NA No data available



|                                |                 |
|--------------------------------|-----------------|
| Horse/Jockey Name              | Sacred Feeling  |
| Final Rank                     | 3               |
| Fastest Section Time (Section) | 0:11.60 (1600m) |
| Top Speed [km/h] (Section)     | 64.0 (Overall)  |
| Race State                     | Finished        |



Eagle Farm QLD Professional

Race 3: LADBROKES RACING CLUB Class 3 Plate - 1820m

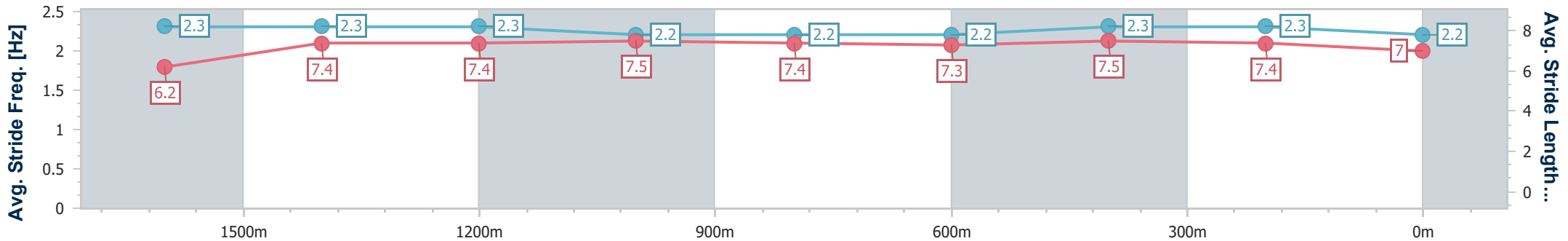
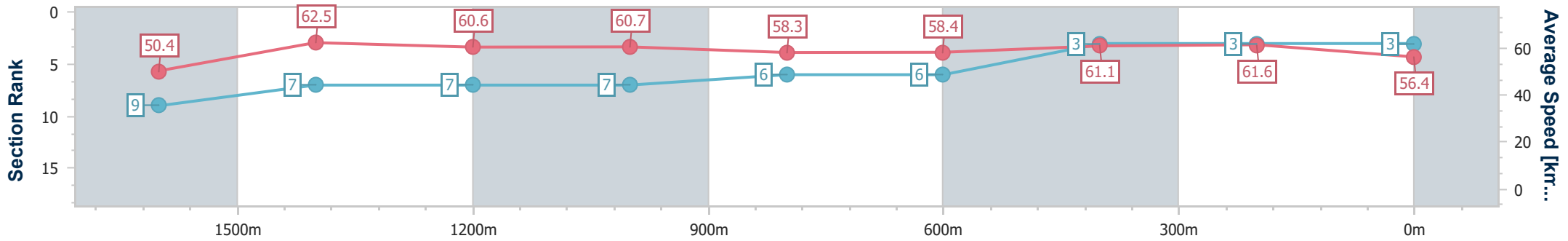
06 April 2024 - 12:44

Track Rating: Soft 6, Weather: Overcast, Rail Position: +4.5m



BRISBANE RACING CLUB

| Section                | Overall                  | 1600m                    | 1400m                    | 1200m                    | 1000m                    | 800m                     | 600m                     | 400m                     | 200m                     |
|------------------------|--------------------------|--------------------------|--------------------------|--------------------------|--------------------------|--------------------------|--------------------------|--------------------------|--------------------------|
| Section Times          | 1:52.55 [3]<br>(0:15.72) | 1:36.83 [9]<br>(0:11.60) | 1:25.23 [7]<br>(0:11.91) | 1:13.32 [7]<br>(0:11.89) | 1:01.43 [7]<br>(0:12.52) | 0:48.91 [6]<br>(0:12.46) | 0:36.45 [6]<br>(0:11.91) | 0:24.54 [3]<br>(0:11.72) | 0:12.82 [3]<br>(0:12.82) |
| Average Speed [km/h]   | 50.4                     | 62.5                     | 60.6                     | 60.7                     | 58.3                     | 58.4                     | 61.1                     | 61.6                     | 56.4                     |
| Top Speed [km/h]       | 64.0                     | 63.9                     | 61.7                     | 61.2                     | 59.5                     | 59.6                     | 62.3                     | 62.6                     | 59.8                     |
| Avg. Dist. to Rail [m] | 2.9                      | 1.9                      | 2.8                      | 3.3                      | 2.2                      | 2.6                      | 2.2                      | 4.8                      | 6.0                      |
| Avg. Stride Freq. [Hz] | 2.3                      | 2.3                      | 2.3                      | 2.2                      | 2.2                      | 2.2                      | 2.3                      | 2.3                      | 2.2                      |
| Avg. Stride Length [m] | 6.2                      | 7.4                      | 7.4                      | 7.5                      | 7.4                      | 7.3                      | 7.5                      | 7.4                      | 7.0                      |



- [ ] Ranking at each section and finish
- .-.- No data available at this section
- NA No data available



|                                |                    |
|--------------------------------|--------------------|
| Horse/Jockey Name              | Thesecondatportsea |
| Final Rank                     | 4                  |
| Fastest Section Time (Section) | 0:11.60 (1600m)    |
| Top Speed [km/h] (Section)     | 63.4 (Overall)     |
| Race State                     | Finished           |



Eagle Farm QLD Professional

Race 3: LADBROKES RACING CLUB Class 3 Plate - 1820m

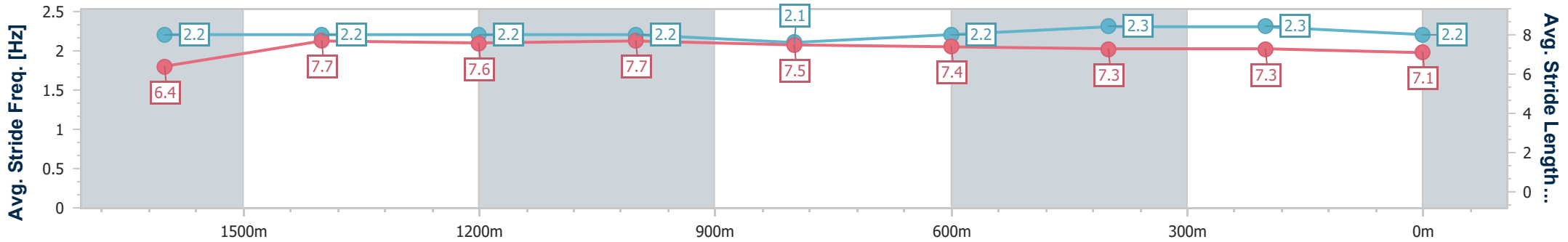
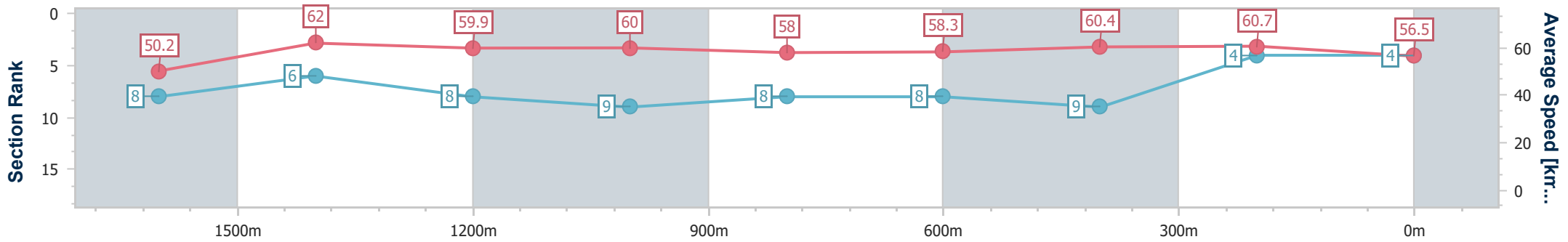
06 April 2024 - 12:44

Track Rating: Soft 6, Weather: Overcast, Rail Position: +4.5m



BRISBANE RACING CLUB

| Section                | Overall                  | 1600m                    | 1400m                    | 1200m                    | 1000m                    | 800m                     | 600m                     | 400m                     | 200m                     |
|------------------------|--------------------------|--------------------------|--------------------------|--------------------------|--------------------------|--------------------------|--------------------------|--------------------------|--------------------------|
| Section Times          | 1:52.98 [4]<br>(0:15.71) | 1:37.27 [8]<br>(0:11.60) | 1:25.67 [6]<br>(0:12.08) | 1:13.59 [8]<br>(0:12.00) | 1:01.59 [9]<br>(0:12.51) | 0:49.08 [8]<br>(0:12.45) | 0:36.63 [8]<br>(0:11.97) | 0:24.66 [9]<br>(0:11.85) | 0:12.81 [4]<br>(0:12.81) |
| Average Speed [km/h]   | 50.2                     | 62.0                     | 59.9                     | 60.0                     | 58.0                     | 58.3                     | 60.4                     | 60.7                     | 56.5                     |
| Top Speed [km/h]       | 63.4                     | 63.1                     | 61.8                     | 60.5                     | 60.1                     | 59.2                     | 62.0                     | 62.0                     | 59.0                     |
| Avg. Dist. to Rail [m] | 2.2                      | 0.4                      | 1.6                      | 2.3                      | 1.7                      | 1.3                      | 1.5                      | 4.2                      | 4.7                      |
| Avg. Stride Freq. [Hz] | 2.2                      | 2.2                      | 2.2                      | 2.2                      | 2.1                      | 2.2                      | 2.3                      | 2.3                      | 2.2                      |
| Avg. Stride Length [m] | 6.4                      | 7.7                      | 7.6                      | 7.7                      | 7.5                      | 7.4                      | 7.3                      | 7.3                      | 7.1                      |



- [ ] Ranking at each section and finish
- .-.- No data available at this section
- NA No data available





|                                |                 |
|--------------------------------|-----------------|
| Horse/Jockey Name              | Port Mourant    |
| Final Rank                     | 5               |
| Fastest Section Time (Section) | 0:11.64 (1600m) |
| Top Speed [km/h] (Section)     | 64.1 (Overall)  |
| Race State                     | Finished        |



Eagle Farm QLD Professional

Race 3: LADBROKES RACING CLUB Class 3 Plate - 1820m

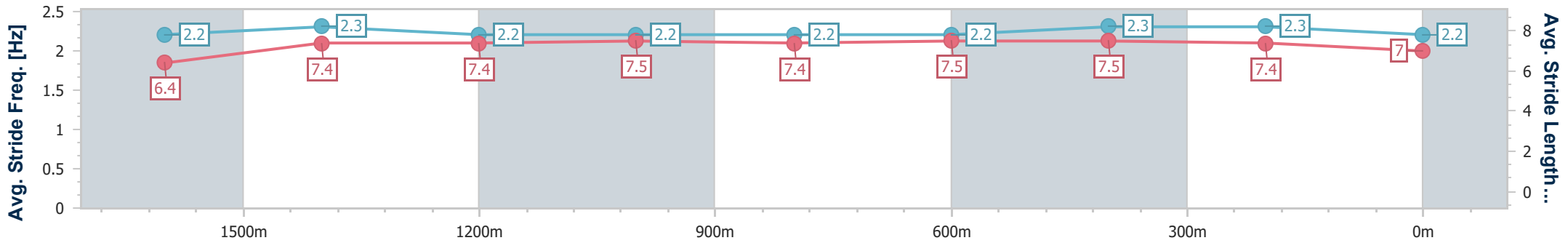
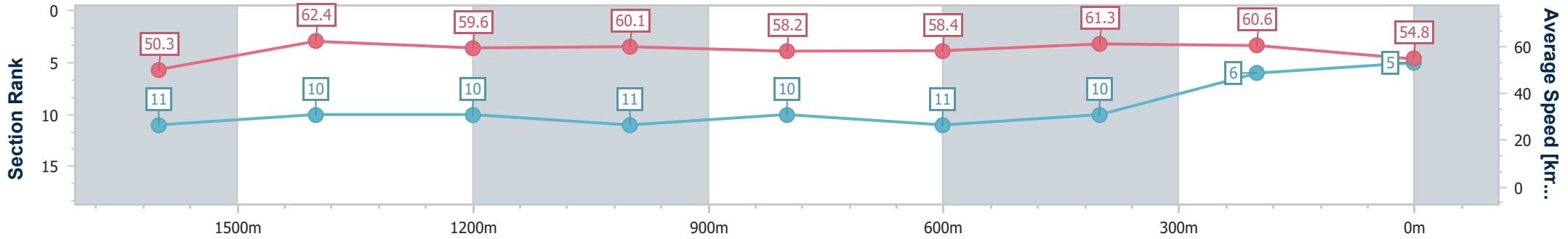
06 April 2024 - 12:44

Track Rating: Soft 6, Weather: Overcast, Rail Position: +4.5m



BRISBANE RACING CLUB

| Section                | Overall                  | 1600m                     | 1400m                     | 1200m                     | 1000m                     | 800m                      | 600m                      | 400m                      | 200m                     |
|------------------------|--------------------------|---------------------------|---------------------------|---------------------------|---------------------------|---------------------------|---------------------------|---------------------------|--------------------------|
| Section Times          | 1:53.56 [5]<br>(0:15.94) | 1:37.62 [11]<br>(0:11.64) | 1:25.98 [10]<br>(0:12.04) | 1:13.94 [10]<br>(0:12.04) | 1:01.90 [11]<br>(0:12.46) | 0:49.44 [10]<br>(0:12.46) | 0:36.98 [11]<br>(0:11.90) | 0:25.08 [10]<br>(0:11.87) | 0:13.21 [6]<br>(0:13.21) |
| Average Speed [km/h]   | 50.3                     | 62.4                      | 59.6                      | 60.1                      | 58.2                      | 58.4                      | 61.3                      | 60.6                      | 54.8                     |
| Top Speed [km/h]       | 64.1                     | 64.1                      | 61.2                      | 60.6                      | 60.2                      | 60.8                      | 62.3                      | 61.6                      | 59.1                     |
| Avg. Dist. to Rail [m] | 4.5                      | 1.8                       | 1.9                       | 2.4                       | 2.1                       | 1.6                       | 2.7                       | 7.2                       | 7.5                      |
| Avg. Stride Freq. [Hz] | 2.2                      | 2.3                       | 2.2                       | 2.2                       | 2.2                       | 2.2                       | 2.3                       | 2.3                       | 2.2                      |
| Avg. Stride Length [m] | 6.4                      | 7.4                       | 7.4                       | 7.5                       | 7.4                       | 7.5                       | 7.5                       | 7.4                       | 7.0                      |



- [ ] Ranking at each section and finish
- .-.- No data available at this section
- NA No data available



|                                |                 |
|--------------------------------|-----------------|
| Horse/Jockey Name              | Adalissa        |
| Final Rank                     | 6               |
| Fastest Section Time (Section) | 0:11.74 (1600m) |
| Top Speed [km/h] (Section)     | 63.5 (Overall)  |
| Race State                     | Finished        |



Eagle Farm QLD Professional

Race 3: LADBROKES RACING CLUB Class 3 Plate - 1820m

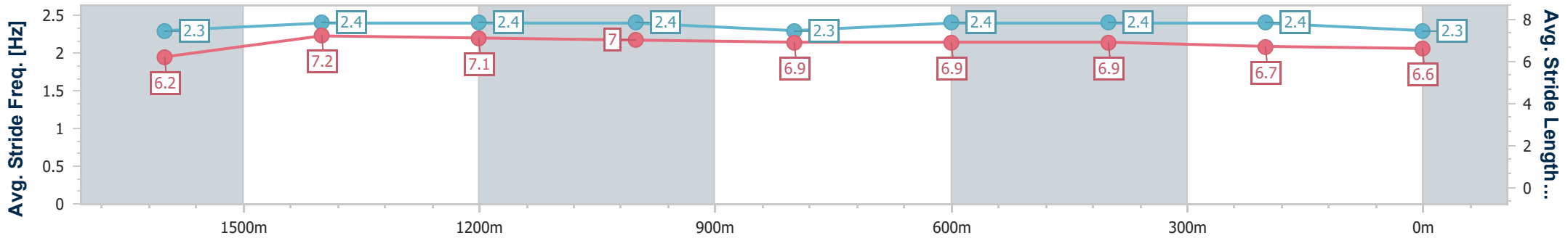
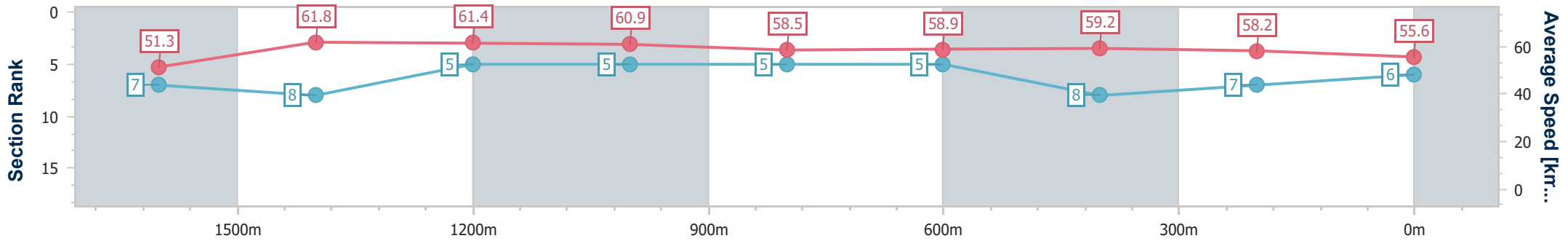
06 April 2024 - 12:44

Track Rating: Soft 6, Weather: Overcast, Rail Position: +4.5m



BRISBANE RACING CLUB

| Section                | Overall                  | 1600m                    | 1400m                    | 1200m                    | 1000m                    | 800m                     | 600m                     | 400m                     | 200m                     |
|------------------------|--------------------------|--------------------------|--------------------------|--------------------------|--------------------------|--------------------------|--------------------------|--------------------------|--------------------------|
| Section Times          | 1:53.69 [6]<br>(0:15.63) | 1:38.06 [7]<br>(0:11.74) | 1:26.32 [8]<br>(0:11.78) | 1:14.54 [5]<br>(0:11.85) | 1:02.69 [5]<br>(0:12.51) | 0:50.18 [5]<br>(0:12.40) | 0:37.78 [5]<br>(0:12.38) | 0:25.40 [8]<br>(0:12.36) | 0:13.04 [7]<br>(0:13.04) |
| Average Speed [km/h]   | 51.3                     | 61.8                     | 61.4                     | 60.9                     | 58.5                     | 58.9                     | 59.2                     | 58.2                     | 55.6                     |
| Top Speed [km/h]       | 63.5                     | 62.8                     | 62.7                     | 62.1                     | 60.6                     | 59.9                     | 59.9                     | 59.4                     | 57.2                     |
| Avg. Dist. to Rail [m] | 4.1                      | 3.0                      | 3.4                      | 4.2                      | 3.3                      | 3.1                      | 3.4                      | 5.0                      | 4.2                      |
| Avg. Stride Freq. [Hz] | 2.3                      | 2.4                      | 2.4                      | 2.4                      | 2.3                      | 2.4                      | 2.4                      | 2.4                      | 2.3                      |
| Avg. Stride Length [m] | 6.2                      | 7.2                      | 7.1                      | 7.0                      | 6.9                      | 6.9                      | 6.9                      | 6.7                      | 6.6                      |



- [ ] Ranking at each section and finish
- .-.- No data available at this section
- NA No data available



|                                |                |
|--------------------------------|----------------|
| Horse/Jockey Name              | Kokonotsu      |
| Final Rank                     | 7              |
| Fastest Section Time (Section) | 0:11.83 (600m) |
| Top Speed [km/h] (Section)     | 65.2 (Overall) |
| Race State                     | Finished       |



### Eagle Farm QLD Professional

Race 3: LADBROKES RACING CLUB Class 3 Plate - 1820m

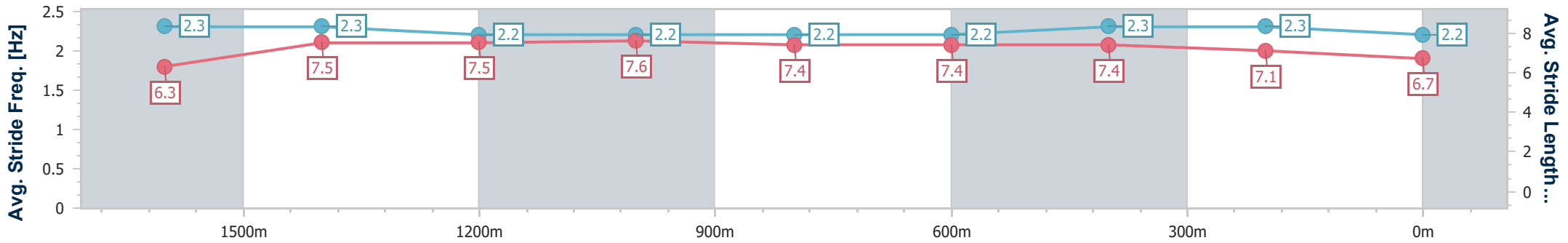
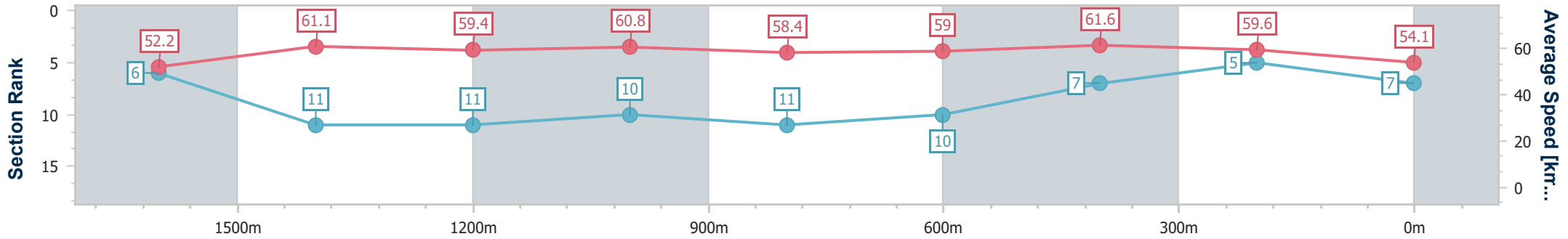
06 April 2024 - 12:44

Track Rating: Soft 6, Weather: Overcast, Rail Position: +4.5m



BRISBANE RACING CLUB

| Section                | Overall                  | 1600m                    | 1400m                     | 1200m                     | 1000m                     | 800m                      | 600m                      | 400m                     | 200m                     |
|------------------------|--------------------------|--------------------------|---------------------------|---------------------------|---------------------------|---------------------------|---------------------------|--------------------------|--------------------------|
| Section Times          | 1:53.71 [7]<br>(0:15.59) | 1:38.12 [6]<br>(0:12.00) | 1:26.12 [11]<br>(0:12.18) | 1:13.94 [11]<br>(0:11.85) | 1:02.09 [10]<br>(0:12.52) | 0:49.57 [11]<br>(0:12.30) | 0:37.27 [10]<br>(0:11.83) | 0:25.44 [7]<br>(0:12.07) | 0:13.37 [5]<br>(0:13.37) |
| Average Speed [km/h]   | 52.2                     | 61.1                     | 59.4                      | 60.8                      | 58.4                      | 59.0                      | 61.6                      | 59.6                     | 54.1                     |
| Top Speed [km/h]       | 65.2                     | 63.0                     | 61.1                      | 61.3                      | 60.6                      | 60.8                      | 62.4                      | 62.0                     | 57.2                     |
| Avg. Dist. to Rail [m] | 9.1                      | 4.8                      | 3.3                       | 3.4                       | 2.7                       | 1.8                       | 2.6                       | 6.1                      | 5.5                      |
| Avg. Stride Freq. [Hz] | 2.3                      | 2.3                      | 2.2                       | 2.2                       | 2.2                       | 2.2                       | 2.3                       | 2.3                      | 2.2                      |
| Avg. Stride Length [m] | 6.3                      | 7.5                      | 7.5                       | 7.6                       | 7.4                       | 7.4                       | 7.4                       | 7.1                      | 6.7                      |



- [ ] Ranking at each section and finish
- .-.- No data available at this section
- NA No data available



|                                |                  |
|--------------------------------|------------------|
| Horse/Jockey Name              | Sierra De Gredos |
| Final Rank                     | 8                |
| Fastest Section Time (Section) | 0:11.53 (1600m)  |
| Top Speed [km/h] (Section)     | 63.6 (1600m)     |
| Race State                     | Finished         |



Eagle Farm QLD Professional

Race 3: LADBROKES RACING CLUB Class 3 Plate - 1820m

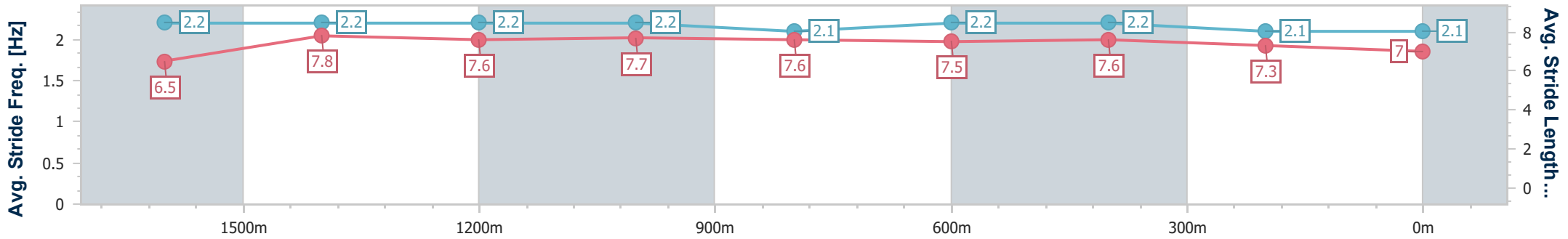
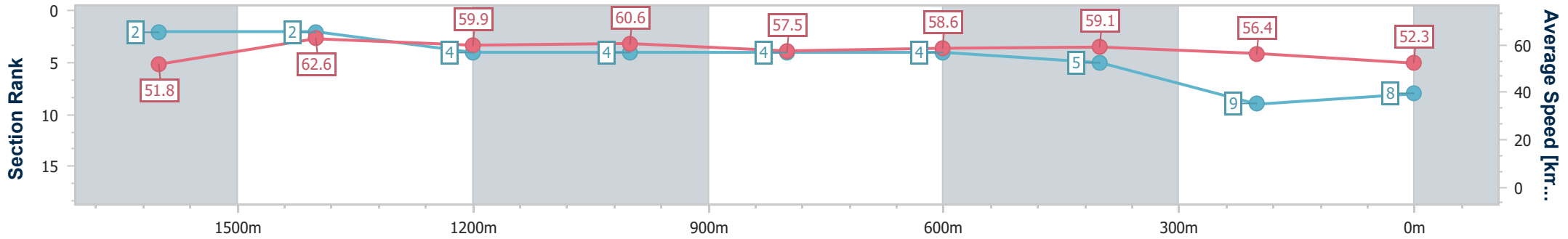
06 April 2024 - 12:44

Track Rating: Soft 6, Weather: Overcast, Rail Position: +4.5m



BRISBANE RACING CLUB

| Section                | Overall                  | 1600m                    | 1400m                    | 1200m                    | 1000m                    | 800m                     | 600m                     | 400m                     | 200m                     |
|------------------------|--------------------------|--------------------------|--------------------------|--------------------------|--------------------------|--------------------------|--------------------------|--------------------------|--------------------------|
| Section Times          | 1:54.70 [8]<br>(0:15.39) | 1:39.31 [2]<br>(0:11.53) | 1:27.78 [2]<br>(0:12.04) | 1:15.74 [4]<br>(0:11.92) | 1:03.82 [4]<br>(0:12.58) | 0:51.24 [4]<br>(0:12.37) | 0:38.87 [4]<br>(0:12.23) | 0:26.64 [5]<br>(0:12.76) | 0:13.88 [9]<br>(0:13.88) |
| Average Speed [km/h]   | 51.8                     | 62.6                     | 59.9                     | 60.6                     | 57.5                     | 58.6                     | 59.1                     | 56.4                     | 52.3                     |
| Top Speed [km/h]       | 63.5                     | 63.6                     | 61.8                     | 61.6                     | 59.0                     | 59.5                     | 60.4                     | 58.5                     | 54.6                     |
| Avg. Dist. to Rail [m] | 2.4                      | 1.5                      | 2.2                      | 2.5                      | 1.3                      | 0.8                      | 1.6                      | 3.4                      | 3.3                      |
| Avg. Stride Freq. [Hz] | 2.2                      | 2.2                      | 2.2                      | 2.2                      | 2.1                      | 2.2                      | 2.2                      | 2.1                      | 2.1                      |
| Avg. Stride Length [m] | 6.5                      | 7.8                      | 7.6                      | 7.7                      | 7.6                      | 7.5                      | 7.6                      | 7.3                      | 7.0                      |



- [ ] Ranking at each section and finish
- .-.- No data available at this section
- NA No data available



|                                |                 |
|--------------------------------|-----------------|
| Horse/Jockey Name              | Jetpack Verdi   |
| Final Rank                     | 9               |
| Fastest Section Time (Section) | 0:11.55 (1400m) |
| Top Speed [km/h] (Section)     | 64.8 (Overall)  |
| Race State                     | Finished        |



Eagle Farm QLD Professional

Race 3: LADBROKES RACING CLUB Class 3 Plate - 1820m

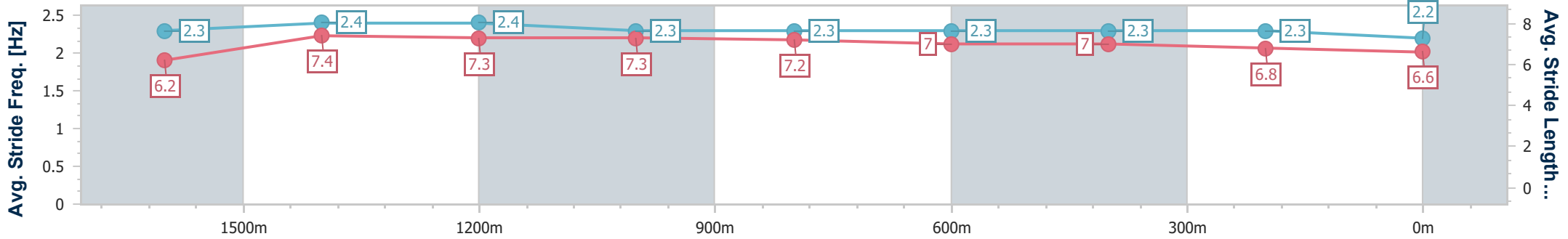
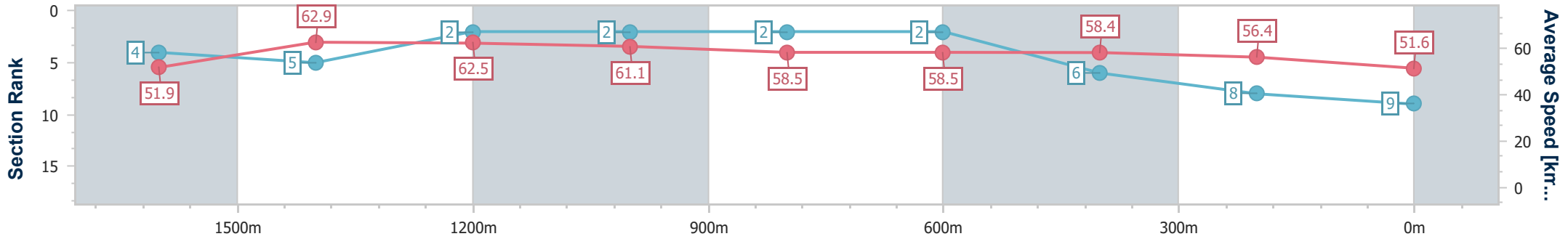
06 April 2024 - 12:44

Track Rating: Soft 6, Weather: Overcast, Rail Position: +4.5m



BRISBANE RACING CLUB

| Section                | Overall                  | 1600m                    | 1400m                    | 1200m                    | 1000m                    | 800m                     | 600m                     | 400m                     | 200m                     |
|------------------------|--------------------------|--------------------------|--------------------------|--------------------------|--------------------------|--------------------------|--------------------------|--------------------------|--------------------------|
| Section Times          | 1:54.87 [9]<br>(0:15.53) | 1:39.34 [4]<br>(0:11.66) | 1:27.68 [5]<br>(0:11.55) | 1:16.13 [2]<br>(0:11.83) | 1:04.30 [2]<br>(0:12.56) | 0:51.74 [2]<br>(0:12.43) | 0:39.31 [2]<br>(0:12.50) | 0:26.81 [6]<br>(0:12.74) | 0:14.07 [8]<br>(0:14.07) |
| Average Speed [km/h]   | 51.9                     | 62.9                     | 62.5                     | 61.1                     | 58.5                     | 58.5                     | 58.4                     | 56.4                     | 51.6                     |
| Top Speed [km/h]       | 64.8                     | 64.6                     | 63.9                     | 62.7                     | 60.0                     | 59.9                     | 59.2                     | 58.3                     | 54.3                     |
| Avg. Dist. to Rail [m] | 7.2                      | 5.4                      | 5.4                      | 4.9                      | 3.5                      | 2.7                      | 2.3                      | 4.2                      | 3.6                      |
| Avg. Stride Freq. [Hz] | 2.3                      | 2.4                      | 2.4                      | 2.3                      | 2.3                      | 2.3                      | 2.3                      | 2.3                      | 2.2                      |
| Avg. Stride Length [m] | 6.2                      | 7.4                      | 7.3                      | 7.3                      | 7.2                      | 7.0                      | 7.0                      | 6.8                      | 6.6                      |



- [ ] Ranking at each section and finish
- .-.- No data available at this section
- NA No data available



|                                |                 |
|--------------------------------|-----------------|
| Horse/Jockey Name              | Cave Diver      |
| Final Rank                     | 10              |
| Fastest Section Time (Section) | 0:11.66 (1600m) |
| Top Speed [km/h] (Section)     | 63.1 (1600m)    |
| Race State                     | Finished        |



Eagle Farm QLD Professional

Race 3: LADBROKES RACING CLUB Class 3 Plate - 1820m

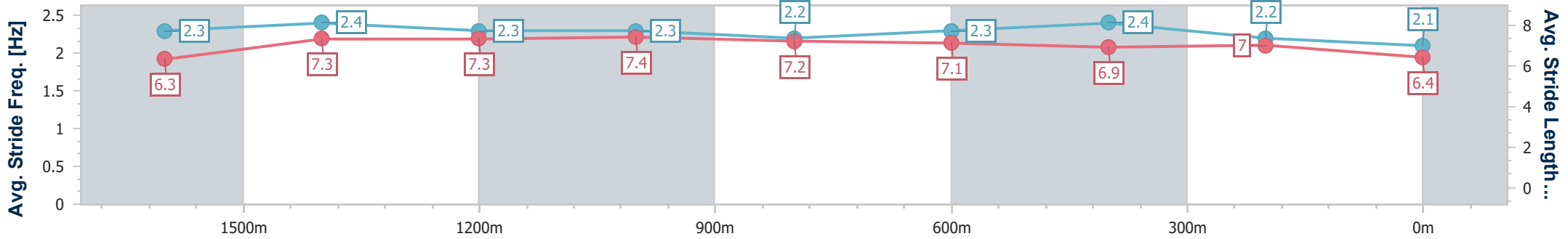
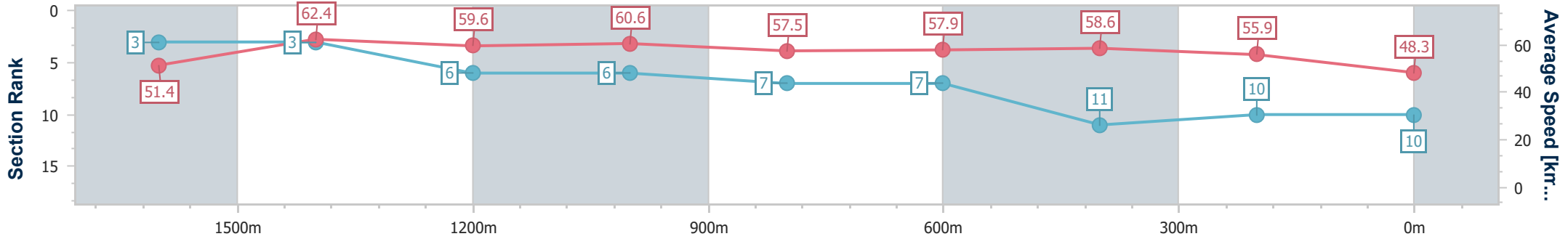
06 April 2024 - 12:44

Track Rating: Soft 6, Weather: Overcast, Rail Position: +4.5m



BRISBANE RACING CLUB

| Section                | Overall                   | 1600m                    | 1400m                    | 1200m                    | 1000m                    | 800m                     | 600m                     | 400m                      | 200m                      |
|------------------------|---------------------------|--------------------------|--------------------------|--------------------------|--------------------------|--------------------------|--------------------------|---------------------------|---------------------------|
| Section Times          | 1:56.34 [10]<br>(0:15.47) | 1:40.87 [3]<br>(0:11.66) | 1:29.21 [3]<br>(0:12.07) | 1:17.14 [6]<br>(0:11.92) | 1:05.22 [6]<br>(0:12.57) | 0:52.65 [7]<br>(0:12.51) | 0:40.14 [7]<br>(0:12.34) | 0:27.80 [11]<br>(0:12.83) | 0:14.97 [10]<br>(0:14.97) |
| Average Speed [km/h]   | 51.4                      | 62.4                     | 59.6                     | 60.6                     | 57.5                     | 57.9                     | 58.6                     | 55.9                      | 48.3                      |
| Top Speed [km/h]       | 62.7                      | 63.1                     | 61.5                     | 61.3                     | 59.5                     | 58.7                     | 59.0                     | 58.4                      | 51.8                      |
| Avg. Dist. to Rail [m] | 3.3                       | 2.4                      | 1.9                      | 2.0                      | 1.1                      | 0.9                      | 0.6                      | 1.3                       | 1.2                       |
| Avg. Stride Freq. [Hz] | 2.3                       | 2.4                      | 2.3                      | 2.3                      | 2.2                      | 2.3                      | 2.4                      | 2.2                       | 2.1                       |
| Avg. Stride Length [m] | 6.3                       | 7.3                      | 7.3                      | 7.4                      | 7.2                      | 7.1                      | 6.9                      | 7.0                       | 6.4                       |



- [ ] Ranking at each section and finish
- .-.- No data available at this section
- NA No data available



|                                |                 |
|--------------------------------|-----------------|
| Horse/Jockey Name              | Kerkorian       |
| Final Rank                     | 11              |
| Fastest Section Time (Section) | 0:11.45 (1600m) |
| Top Speed [km/h] (Section)     | 64.6 (1600m)    |
| Race State                     | Finished        |



### Eagle Farm QLD Professional

Race 3: LADBROKES RACING CLUB Class 3 Plate - 1820m

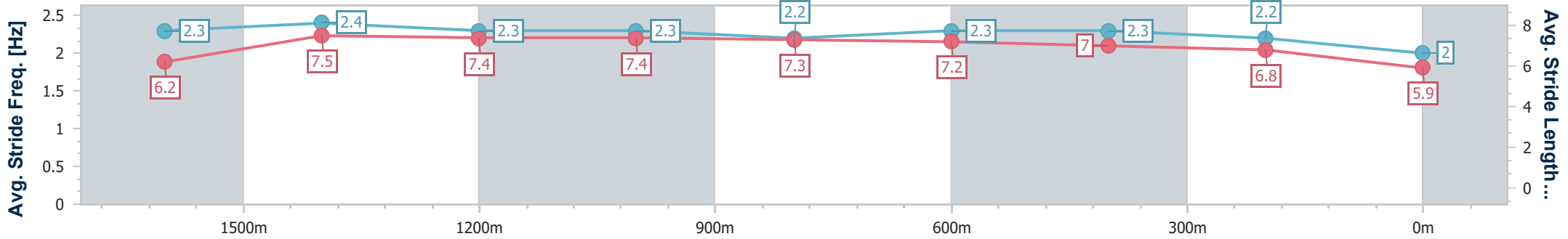
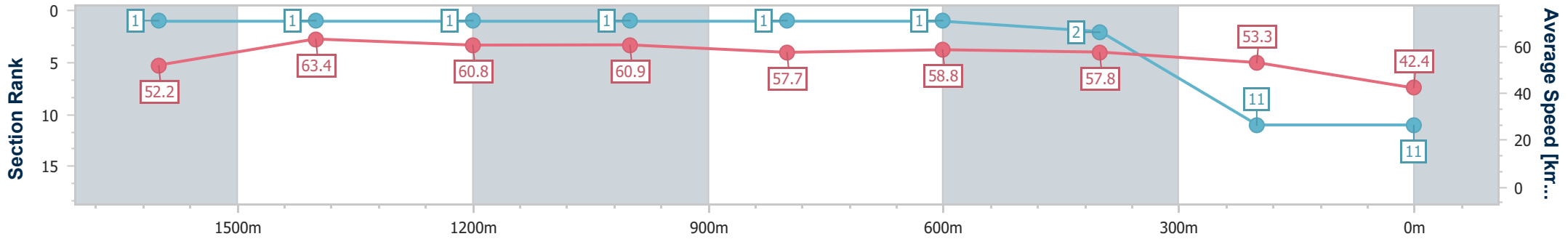
06 April 2024 - 12:44

Track Rating: Soft 6, Weather: Overcast, Rail Position: +4.5m



BRISBANE RACING CLUB

| Section                | Overall                   | 1600m                    | 1400m                    | 1200m                    | 1000m                    | 800m                     | 600m                     | 400m                     | 200m                      |
|------------------------|---------------------------|--------------------------|--------------------------|--------------------------|--------------------------|--------------------------|--------------------------|--------------------------|---------------------------|
| Section Times          | 1:58.35 [11]<br>(0:15.35) | 1:43.00 [1]<br>(0:11.45) | 1:31.55 [1]<br>(0:11.89) | 1:19.66 [1]<br>(0:11.84) | 1:07.82 [1]<br>(0:12.57) | 0:55.25 [1]<br>(0:12.31) | 0:42.94 [1]<br>(0:12.44) | 0:30.50 [2]<br>(0:13.53) | 0:16.97 [11]<br>(0:16.97) |
| Average Speed [km/h]   | 52.2                      | 63.4                     | 60.8                     | 60.9                     | 57.7                     | 58.8                     | 57.8                     | 53.3                     | 42.4                      |
| Top Speed [km/h]       | 64.0                      | 64.6                     | 62.8                     | 62.0                     | 59.2                     | 59.4                     | 59.5                     | 57.7                     | 48.0                      |
| Avg. Dist. to Rail [m] | 5.3                       | 2.4                      | 2.0                      | 2.6                      | 1.9                      | 1.0                      | 0.3                      | 1.2                      | 3.1                       |
| Avg. Stride Freq. [Hz] | 2.3                       | 2.4                      | 2.3                      | 2.3                      | 2.2                      | 2.3                      | 2.3                      | 2.2                      | 2.0                       |
| Avg. Stride Length [m] | 6.2                       | 7.5                      | 7.4                      | 7.4                      | 7.3                      | 7.2                      | 7.0                      | 6.8                      | 5.9                       |



- [ ] Ranking at each section and finish
- .-.- No data available at this section
- NA No data available