



Eagle Farm QLD Professional

Race 1: BECOME A BRC MEMBER BENCHMARK 70 Handicap - 1000m

06 April 2024 - 11:36



BRISBANE
RACING CLUB

Track Rating: Soft 6, Weather: Overcast, Rail Position: +4.5m

| Section | | Overall | 800m | 600m | 400m | 200m | Last 600m | | | | | |
|-------------|-----------------------------------|----------------------|----------------------|----------------------|---------------------------|---------------------------|---------------------------|---------------------------|---------------------------|------------------------|---------|----|
| Field Times | | 0:58.54 (0:12.99) | 0:45.55 (0:10.60) | 0:34.95 (0:10.98) | 0:23.97 (0:11.34) | 0:12.63 (0:12.63) | 0:34.95 | | | | | |
| Rank | TAB Horse/Jockey | Barrier | Top Speed [km/h] | Fastest Section | Margin | | | | | Distance Travelled [m] | | |
| 1 | 9 SHALAA'S MOMENT Cejay Graham | 9 | 68.8 800m | 0:10.68 800m | 0:58.54 [1] (0:13.99) | 0:44.55 [12] (0:10.68) | 0:33.87 [10] (0:10.85) | 0:23.02 [9] (0:10.94) | 0:12.08 [4] (0:12.08) | 0:58.54 | 0:33.87 | |
| 2 | 3 HIDDEN WEALTH James Orman | 3 | 67.8 800m | 0:11.03 800m | 0:58.77 [2] (0:13.66) | 0:45.11 [9] (0:11.03) | 0:34.08 [11] (0:11.11) | 0:22.97 [11] (0:11.03) | 0:11.94 [8] (0:11.94) | 0.23L | 0:34.08 | +5 |
| 3 | 11 XTRA GEAR Robbie Dolan | 11 | 69.5 Overall | 0:10.60 800m | 0:58.77 [3] (0:12.99) | 0:45.78 [1] (0:10.60) | 0:35.18 [1] (0:10.98) | 0:24.20 [1] (0:11.34) | 0:12.86 [1] (0:12.86) | 0L | 0:35.18 | -3 |
| 4 | 5 TIKKA READY Yvette Lewis | 5 | 70.5 Overall | 0:10.59 800m | 0:59.21 [4] (0:13.29) | 0:45.92 [4] (0:10.59) | 0:35.33 [3] (0:11.04) | 0:24.29 [4] (0:11.46) | 0:12.83 [3] (0:12.83) | 0.44L | 0:35.33 | -4 |
| 5 | 13 ORLABENT Andrew Mallyon | 13 | 70.5 800m | 0:10.58 800m | 0:59.33 [5] (0:13.41) | 0:45.92 [6] (0:10.58) | 0:35.34 [5] (0:11.12) | 0:24.22 [6] (0:11.44) | 0:12.78 [6] (0:12.78) | 0.12L | 0:35.34 | +1 |
| 6 | 12 RADIANT REMI Angela Jones | 12 | 69.2 Overall | 0:10.93 800m | 0:59.34 [6] (0:13.45) | 0:45.89 [8] (0:10.93) | 0:34.96 [9] (0:11.20) | 0:23.76 [10] (0:11.41) | 0:12.35 [10] (0:12.35) | 0.01L | 0:34.96 | +3 |
| 7 | 15 CAMPAI Tahlia Fenlon | 15 | 70.4 Overall | 0:10.64 800m | 0:59.34 [7] (0:13.00) | 0:46.34 [2] (0:10.64) | 0:35.70 [2] (0:11.08) | 0:24.62 [2] (0:11.46) | 0:13.16 [2] (0:13.16) | 0L | 0:35.70 | +2 |
| 8 | 6 SILVER ON RED Bailey Wheeler | 6 | 68.9 800m | 0:10.81 800m | 0:59.68 [8] (0:13.92) | 0:45.76 [11] (0:10.81) | 0:34.95 [12] (0:11.09) | 0:23.86 [12] (0:11.21) | 0:12.65 [12] (0:12.65) | 0.34L | 0:34.95 | +3 |
| 9 | 2 DEVASTATING Vlad Duric | 2 | 69.9 Overall | 0:10.63 800m | 0:59.74 [9] (0:13.30) | 0:46.44 [5] (0:10.63) | 0:35.81 [4] (0:10.97) | 0:24.84 [3] (0:11.63) | 0:13.21 [5] (0:13.21) | 0.06L | 0:35.81 | -2 |
| 10 | 1 DASHING GEE GEE Jim Byrne | 1 | 70.6 Overall | 0:10.78 800m | 0:59.79 [10] (0:13.28) | 0:46.51 [3] (0:10.78) | 0:35.73 [6] (0:11.01) | 0:24.72 [5] (0:11.66) | 0:13.06 [7] (0:13.06) | 0.05L | 0:35.73 | +3 |

Scratched: It's Gerry (#18), Heartoni (#7), All Stashed Up (#14), Flag Hall (#10), Redzoust (#16), Waterworld (#17), Liberty Steps (#19), On Hold (#20)

Report Created: Sat 6 April 2024 12:18 GMT+10 (Note: Timing is based on position data)

Page 1/14

[] Ranking at each section and finish
-:-:- No data available at this section
NA No data available

SCN Saddle cloth number
DNF Did not finish
DNT Did not track

data processed by TRIPLES DATA



Eagle Farm QLD Professional

Race 1: BECOME A BRC MEMBER BENCHMARK 70 Handicap - 1000m

06 April 2024 - 11:36



BRISBANE
RACING CLUB

Track Rating: Soft 6, Weather: Overcast, Rail Position: +4.5m

| Section | | Overall | 800m | 600m | 400m | 200m | Last 600m | | | | | |
|-------------|---------------------------------|----------------------|----------------------|----------------------|---------------------------|---------------------------|--------------------------|--------------------------|---------------------------|------------------------|---------|----|
| Field Times | | 0:58.54 (0:12.99) | 0:45.55 (0:10.60) | 0:34.95 (0:10.98) | 0:23.97 (0:11.34) | 0:12.63 (0:12.63) | 0:34.95 | | | | | |
| Rank | TAB Horse/Jockey | Barrier | Top Speed [km/h] | Fastest Section | Margin | | | | | Distance Travelled [m] | | |
| 11 | 4 KAT CHINNA Damien Thornton | 4 | 68.6 800m | 0:10.88 800m | 0:59.93 [11] (0:13.45) | 0:46.48 [7] (0:10.88) | 0:35.60 [8] (0:11.15) | 0:24.45 [8] (0:11.55) | 0:12.90 [11] (0:12.90) | 0.14L | 0:35.60 | +5 |
| 12 | 8 ISLAND MAGIC Ryan Maloney | 8 | 69.3 800m | 0:10.64 800m | 1:00.00 [12] (0:13.67) | 0:46.33 [10] (0:10.64) | 0:35.69 [7] (0:11.15) | 0:24.54 [7] (0:11.44) | 0:13.10 [9] (0:13.10) | 0.07L | 0:35.69 | -4 |

Scratched: It's Gerry (#18), Heartoni (#7), All Stashed Up (#14), Flag Hall (#10), Redzoust (#16), Waterworld (#17), Liberty Steps (#19), On Hold (#20)

[] Ranking at each section and finish
 -:-:- No data available at this section
 NA No data available

SCN Saddle cloth number
 DNF Did not finish
 DNT Did not track



| | |
|--------------------------------|-----------------|
| Horse/Jockey Name | Shalaa's Moment |
| Final Rank | 1 |
| Fastest Section Time (Section) | 0:10.68 (800m) |
| Top Speed [km/h] (Section) | 68.8 (800m) |
| Race State | Finished |



Eagle Farm QLD Professional
Race 1: BECOME A BRC MEMBER BENCHMARK 70 Handicap - 1000m

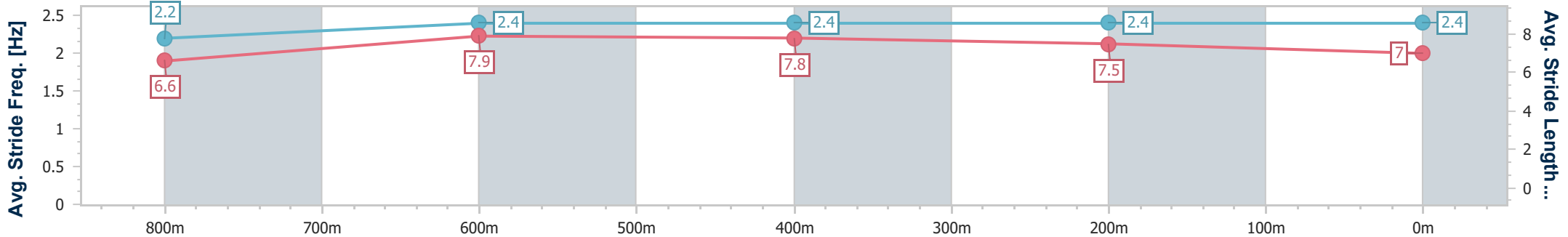
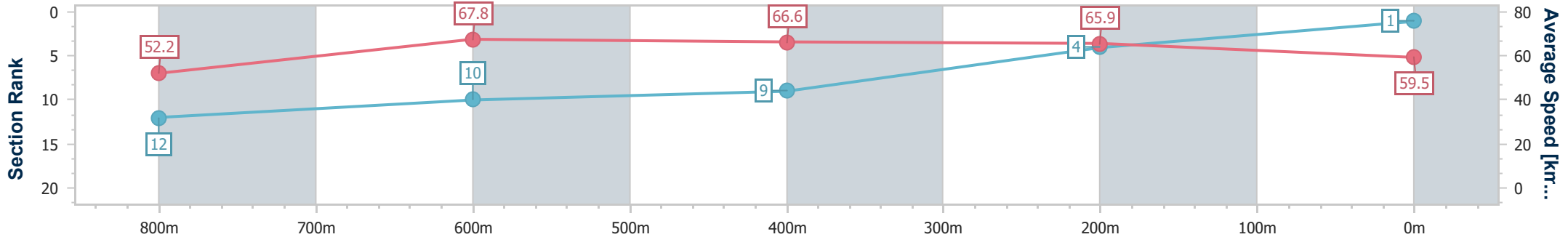


06 April 2024 - 11:36

BRISBANE RACING CLUB

Track Rating: Soft 6, Weather: Overcast, Rail Position: +4.5m

| Section | Overall | 800m | 600m | 400m | 200m |
|------------------------|--------------------------|---------------------------|---------------------------|--------------------------|--------------------------|
| Section Times | 0:58.54 [1] (0:13.99) | 0:44.55 [12] (0:10.68) | 0:33.87 [10] (0:10.85) | 0:23.02 [9] (0:10.94) | 0:12.08 [4] (0:12.08) |
| Average Speed [km/h] | 52.2 | 67.8 | 66.6 | 65.9 | 59.5 |
| Top Speed [km/h] | 68.6 | 68.8 | 67.5 | 66.9 | 63.8 |
| Avg. Dist. to Rail [m] | 9.2 | 0.8 | 1.0 | 2.2 | 1.6 |
| Avg. Stride Freq. [Hz] | 2.2 | 2.4 | 2.4 | 2.4 | 2.4 |
| Avg. Stride Length [m] | 6.6 | 7.9 | 7.8 | 7.5 | 7.0 |



- [] Ranking at each section and finish
- .-.- No data available at this section
- NA No data available



| | |
|--------------------------------|----------------|
| Horse/Jockey Name | Hidden Wealth |
| Final Rank | 2 |
| Fastest Section Time (Section) | 0:11.03 (800m) |
| Top Speed [km/h] (Section) | 67.8 (800m) |
| Race State | Finished |



Eagle Farm QLD Professional
Race 1: BECOME A BRC MEMBER BENCHMARK 70 Handicap - 1000m

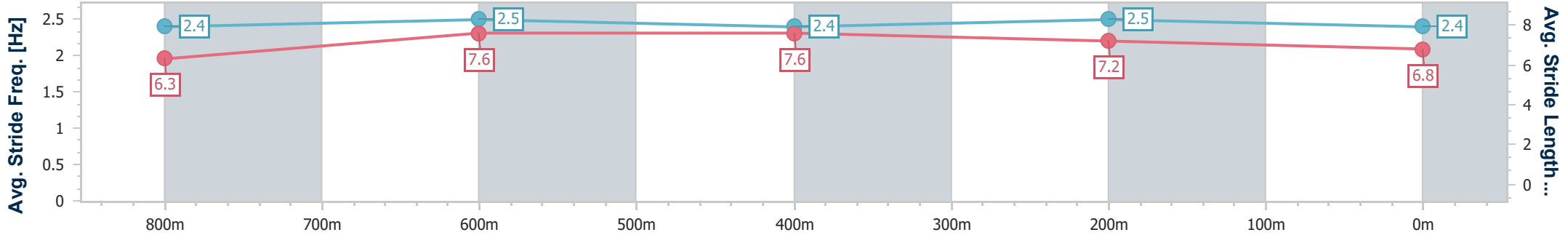
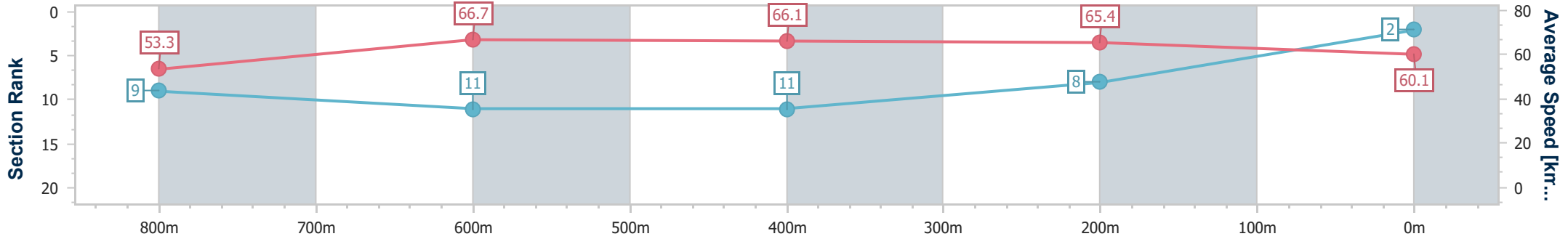


06 April 2024 - 11:36

BRISBANE RACING CLUB

Track Rating: Soft 6, Weather: Overcast, Rail Position: +4.5m

| Section | Overall | 800m | 600m | 400m | 200m |
|------------------------|--------------------------|--------------------------|---------------------------|---------------------------|--------------------------|
| Section Times | 0:58.77 [2] (0:13.66) | 0:45.11 [9] (0:11.03) | 0:34.08 [11] (0:11.11) | 0:22.97 [11] (0:11.03) | 0:11.94 [8] (0:11.94) |
| Average Speed [km/h] | 53.3 | 66.7 | 66.1 | 65.4 | 60.1 |
| Top Speed [km/h] | 67.7 | 67.8 | 67.7 | 67.3 | 64.2 |
| Avg. Dist. to Rail [m] | 6.7 | 5.0 | 3.6 | 5.3 | 6.5 |
| Avg. Stride Freq. [Hz] | 2.4 | 2.5 | 2.4 | 2.5 | 2.4 |
| Avg. Stride Length [m] | 6.3 | 7.6 | 7.6 | 7.2 | 6.8 |



- [] Ranking at each section and finish
- .-.- No data available at this section
- NA No data available



| | |
|--------------------------------|----------------|
| Horse/Jockey Name | Xtra Gear |
| Final Rank | 3 |
| Fastest Section Time (Section) | 0:10.60 (800m) |
| Top Speed [km/h] (Section) | 69.5 (Overall) |
| Race State | Finished |



Eagle Farm QLD Professional
Race 1: BECOME A BRC MEMBER BENCHMARK 70 Handicap - 1000m

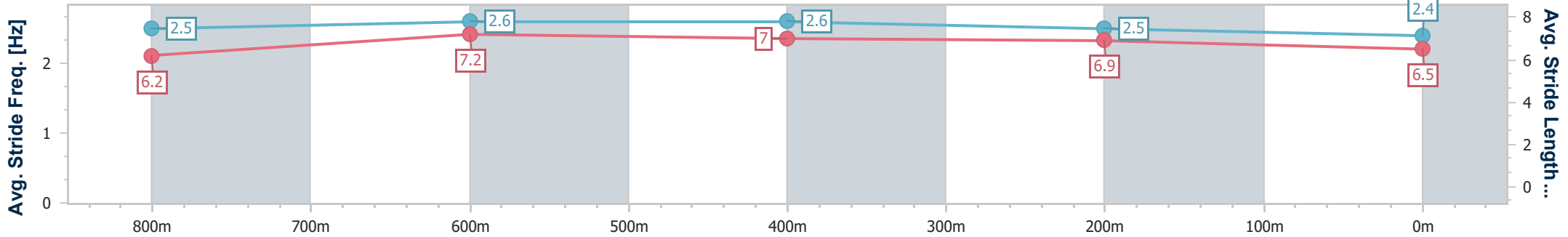
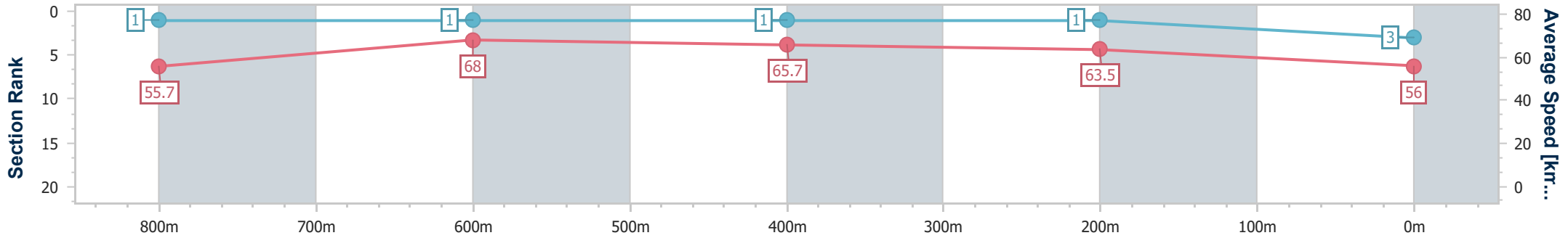


06 April 2024 - 11:36

BRISBANE RACING CLUB

Track Rating: Soft 6, Weather: Overcast, Rail Position: +4.5m

| Section | Overall | 800m | 600m | 400m | 200m |
|------------------------|--------------------------|--------------------------|--------------------------|--------------------------|--------------------------|
| Section Times | 0:58.77 [3] (0:12.99) | 0:45.78 [1] (0:10.60) | 0:35.18 [1] (0:10.98) | 0:24.20 [1] (0:11.34) | 0:12.86 [1] (0:12.86) |
| Average Speed [km/h] | 55.7 | 68.0 | 65.7 | 63.5 | 56.0 |
| Top Speed [km/h] | 69.5 | 69.5 | 66.8 | 65.6 | 59.9 |
| Avg. Dist. to Rail [m] | 1.2 | 0.9 | 0.9 | 1.0 | 1.9 |
| Avg. Stride Freq. [Hz] | 2.5 | 2.6 | 2.6 | 2.5 | 2.4 |
| Avg. Stride Length [m] | 6.2 | 7.2 | 7.0 | 6.9 | 6.5 |



- [] Ranking at each section and finish
- .-.- No data available at this section
- NA No data available



| | |
|--------------------------------|----------------|
| Horse/Jockey Name | Tikka Ready |
| Final Rank | 4 |
| Fastest Section Time (Section) | 0:10.59 (800m) |
| Top Speed [km/h] (Section) | 70.5 (Overall) |
| Race State | Finished |

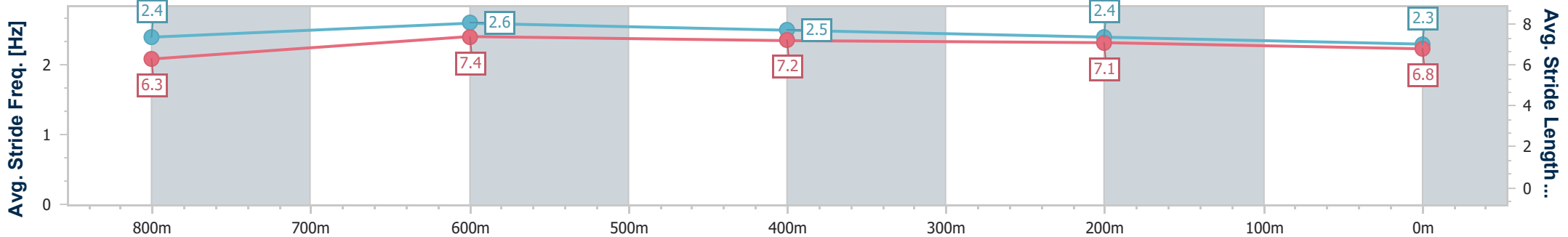
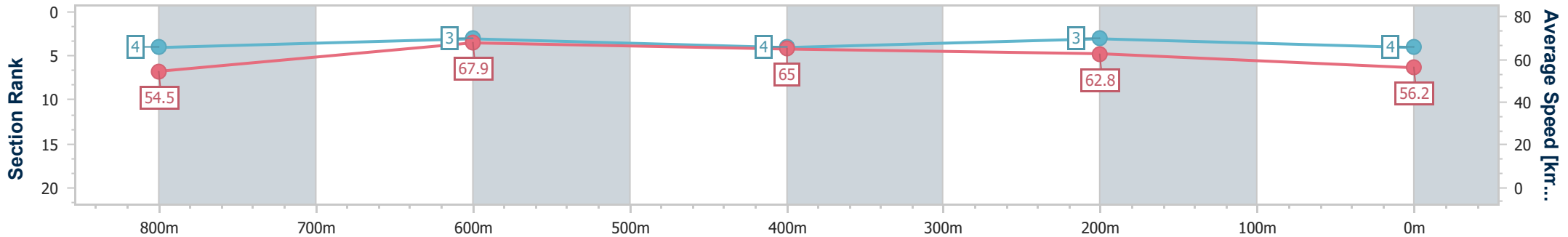


Eagle Farm QLD Professional
 Race 1: BECOME A BRC MEMBER BENCHMARK 70 Handicap - 1000m
 06 April 2024 - 11:36
 Track Rating: Soft 6, Weather: Overcast, Rail Position: +4.5m



BRISBANE RACING CLUB

| Section | Overall | 800m | 600m | 400m | 200m |
|------------------------|--------------------------|--------------------------|--------------------------|--------------------------|--------------------------|
| Section Times | 0:59.21 [4] (0:13.29) | 0:45.92 [4] (0:10.59) | 0:35.33 [3] (0:11.04) | 0:24.29 [4] (0:11.46) | 0:12.83 [3] (0:12.83) |
| Average Speed [km/h] | 54.5 | 67.9 | 65.0 | 62.8 | 56.2 |
| Top Speed [km/h] | 70.5 | 70.2 | 66.0 | 64.8 | 59.8 |
| Avg. Dist. to Rail [m] | 3.9 | 0.3 | 0.8 | 3.3 | 4.9 |
| Avg. Stride Freq. [Hz] | 2.4 | 2.6 | 2.5 | 2.4 | 2.3 |
| Avg. Stride Length [m] | 6.3 | 7.4 | 7.2 | 7.1 | 6.8 |



- [] Ranking at each section and finish
- .-.- No data available at this section
- NA No data available



| | |
|--------------------------------|----------------|
| Horse/Jockey Name | Orlabent |
| Final Rank | 5 |
| Fastest Section Time (Section) | 0:10.58 (800m) |
| Top Speed [km/h] (Section) | 70.5 (800m) |
| Race State | Finished |



Eagle Farm QLD Professional
Race 1: BECOME A BRC MEMBER BENCHMARK 70 Handicap - 1000m

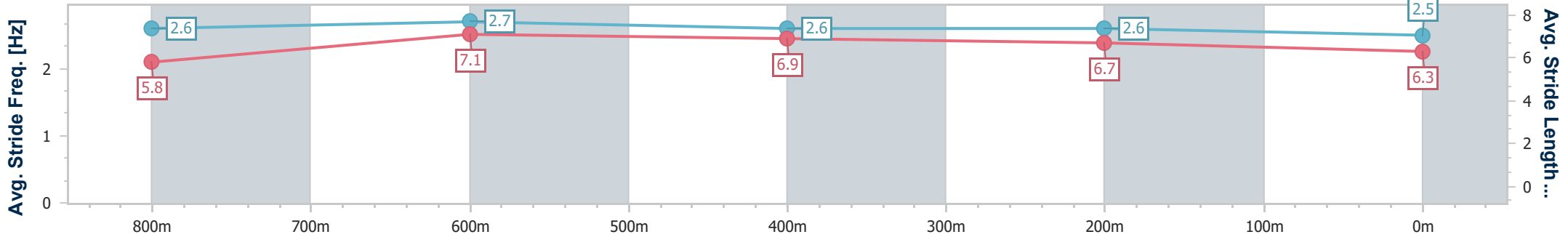
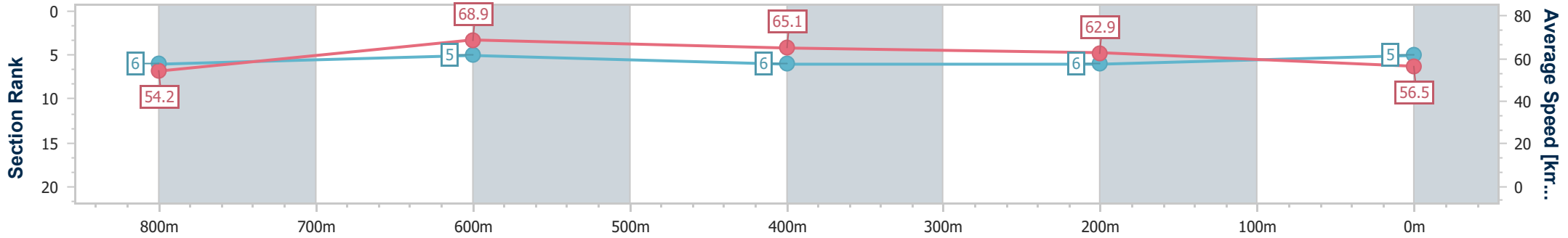


06 April 2024 - 11:36

BRISBANE RACING CLUB

Track Rating: Soft 6, Weather: Overcast, Rail Position: +4.5m

| Section | Overall | 800m | 600m | 400m | 200m |
|------------------------|--------------------------|--------------------------|--------------------------|--------------------------|--------------------------|
| Section Times | 0:59.33 [5] (0:13.41) | 0:45.92 [6] (0:10.58) | 0:35.34 [5] (0:11.12) | 0:24.22 [6] (0:11.44) | 0:12.78 [6] (0:12.78) |
| Average Speed [km/h] | 54.2 | 68.9 | 65.1 | 62.9 | 56.5 |
| Top Speed [km/h] | 70.3 | 70.5 | 66.8 | 64.5 | 61.5 |
| Avg. Dist. to Rail [m] | 3.9 | 2.8 | 1.4 | 3.5 | 4.2 |
| Avg. Stride Freq. [Hz] | 2.6 | 2.7 | 2.6 | 2.6 | 2.5 |
| Avg. Stride Length [m] | 5.8 | 7.1 | 6.9 | 6.7 | 6.3 |



- [] Ranking at each section and finish
- .-.- No data available at this section
- NA No data available



| | |
|--------------------------------|----------------|
| Horse/Jockey Name | Radiant Remi |
| Final Rank | 6 |
| Fastest Section Time (Section) | 0:10.93 (800m) |
| Top Speed [km/h] (Section) | 69.2 (Overall) |
| Race State | Finished |



Eagle Farm QLD Professional
Race 1: BECOME A BRC MEMBER BENCHMARK 70 Handicap - 1000m

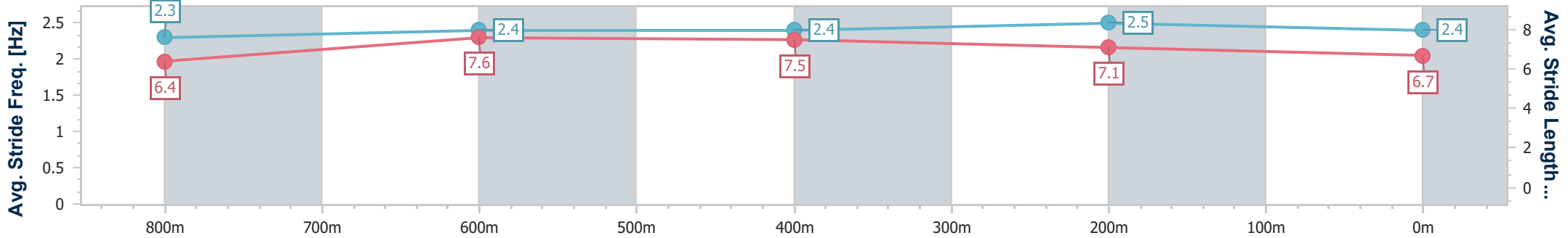
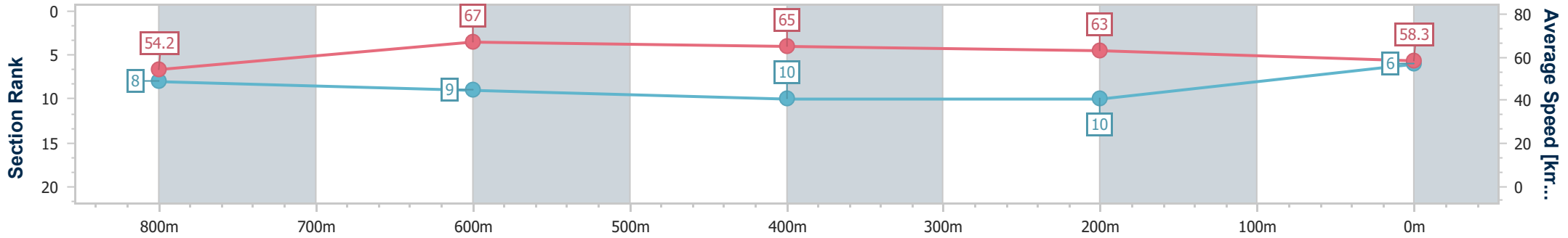


06 April 2024 - 11:36

BRISBANE RACING CLUB

Track Rating: Soft 6, Weather: Overcast, Rail Position: +4.5m

| Section | Overall | 800m | 600m | 400m | 200m |
|------------------------|--------------------------|--------------------------|--------------------------|---------------------------|---------------------------|
| Section Times | 0:59.34 [6] (0:13.45) | 0:45.89 [8] (0:10.93) | 0:34.96 [9] (0:11.20) | 0:23.76 [10] (0:11.41) | 0:12.35 [10] (0:12.35) |
| Average Speed [km/h] | 54.2 | 67.0 | 65.0 | 63.0 | 58.3 |
| Top Speed [km/h] | 69.2 | 68.1 | 66.3 | 65.4 | 61.5 |
| Avg. Dist. to Rail [m] | 4.6 | 4.4 | 2.2 | 6.0 | 7.7 |
| Avg. Stride Freq. [Hz] | 2.3 | 2.4 | 2.4 | 2.5 | 2.4 |
| Avg. Stride Length [m] | 6.4 | 7.6 | 7.5 | 7.1 | 6.7 |



- [] Ranking at each section and finish
- .-.- No data available at this section
- NA No data available



| | |
|--------------------------------|----------------|
| Horse/Jockey Name | Campai |
| Final Rank | 7 |
| Fastest Section Time (Section) | 0:10.64 (800m) |
| Top Speed [km/h] (Section) | 70.4 (Overall) |
| Race State | Finished |



Eagle Farm QLD Professional
Race 1: BECOME A BRC MEMBER BENCHMARK 70 Handicap - 1000m

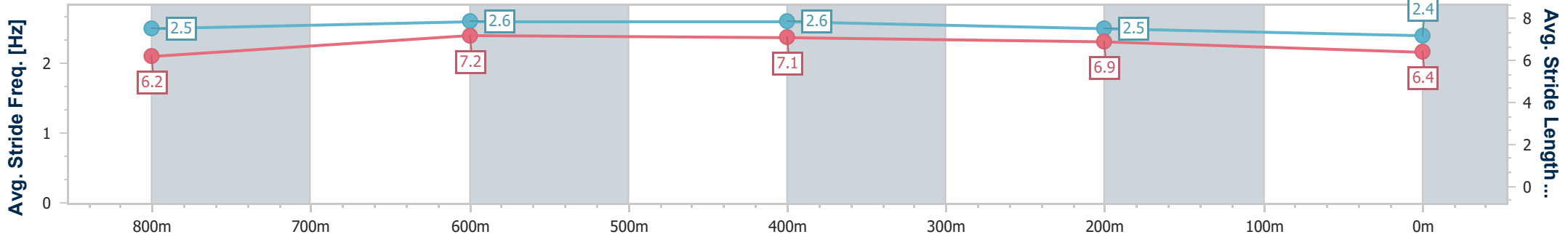
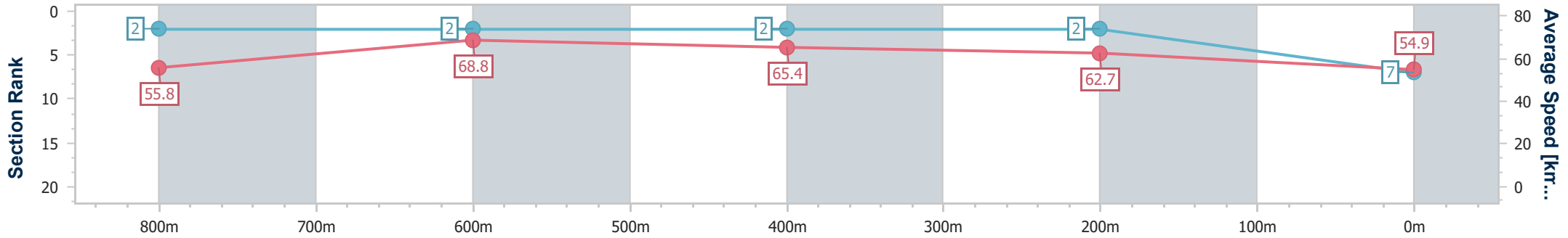


06 April 2024 - 11:36

BRISBANE RACING CLUB

Track Rating: Soft 6, Weather: Overcast, Rail Position: +4.5m

| Section | Overall | 800m | 600m | 400m | 200m |
|------------------------|--------------------------|--------------------------|--------------------------|--------------------------|--------------------------|
| Section Times | 0:59.34 [7] (0:13.00) | 0:46.34 [2] (0:10.64) | 0:35.70 [2] (0:11.08) | 0:24.62 [2] (0:11.46) | 0:13.16 [2] (0:13.16) |
| Average Speed [km/h] | 55.8 | 68.8 | 65.4 | 62.7 | 54.9 |
| Top Speed [km/h] | 70.4 | 70.3 | 66.4 | 64.2 | 59.2 |
| Avg. Dist. to Rail [m] | 4.6 | 3.3 | 1.4 | 1.5 | 3.1 |
| Avg. Stride Freq. [Hz] | 2.5 | 2.6 | 2.6 | 2.5 | 2.4 |
| Avg. Stride Length [m] | 6.2 | 7.2 | 7.1 | 6.9 | 6.4 |



- [] Ranking at each section and finish
- .-.- No data available at this section
- NA No data available



| | |
|--------------------------------|----------------|
| Horse/Jockey Name | Silver On Red |
| Final Rank | 8 |
| Fastest Section Time (Section) | 0:10.81 (800m) |
| Top Speed [km/h] (Section) | 68.9 (800m) |
| Race State | Finished |



Eagle Farm QLD Professional
Race 1: BECOME A BRC MEMBER BENCHMARK 70 Handicap - 1000m

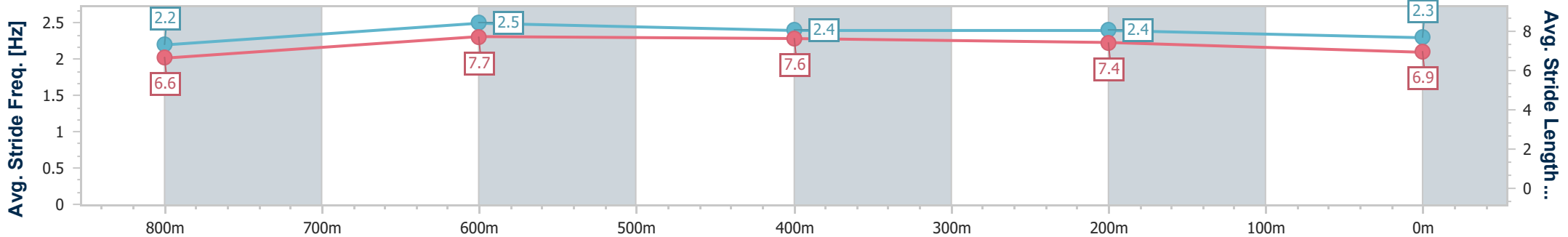
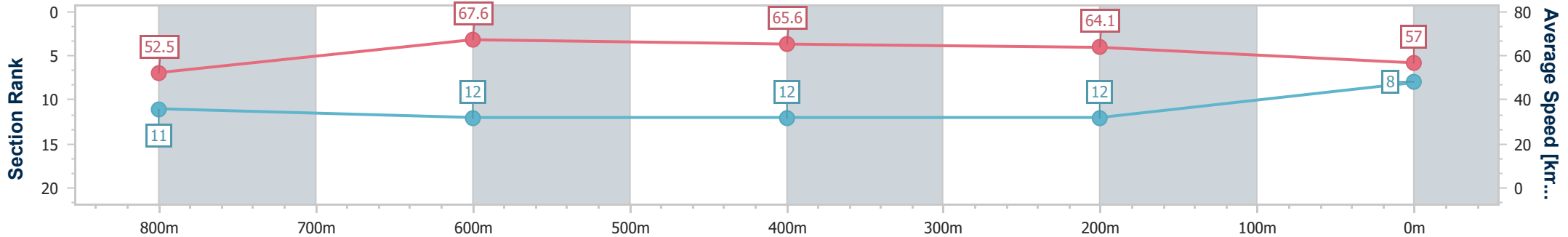


06 April 2024 - 11:36

BRISBANE RACING CLUB

Track Rating: Soft 6, Weather: Overcast, Rail Position: +4.5m

| Section | Overall | 800m | 600m | 400m | 200m |
|------------------------|--------------------------|---------------------------|---------------------------|---------------------------|---------------------------|
| Section Times | 0:59.68 [8] (0:13.92) | 0:45.76 [11] (0:10.81) | 0:34.95 [12] (0:11.09) | 0:23.86 [12] (0:11.21) | 0:12.65 [12] (0:12.65) |
| Average Speed [km/h] | 52.5 | 67.6 | 65.6 | 64.1 | 57.0 |
| Top Speed [km/h] | 67.2 | 68.9 | 67.2 | 67.0 | 62.0 |
| Avg. Dist. to Rail [m] | 8.8 | 3.4 | 1.8 | 3.9 | 5.7 |
| Avg. Stride Freq. [Hz] | 2.2 | 2.5 | 2.4 | 2.4 | 2.3 |
| Avg. Stride Length [m] | 6.6 | 7.7 | 7.6 | 7.4 | 6.9 |



- [] Ranking at each section and finish
- .-.- No data available at this section
- NA No data available



| | |
|--------------------------------|----------------|
| Horse/Jockey Name | Devastating |
| Final Rank | 9 |
| Fastest Section Time (Section) | 0:10.63 (800m) |
| Top Speed [km/h] (Section) | 69.9 (Overall) |
| Race State | Finished |



Eagle Farm QLD Professional
Race 1: BECOME A BRC MEMBER BENCHMARK 70 Handicap - 1000m

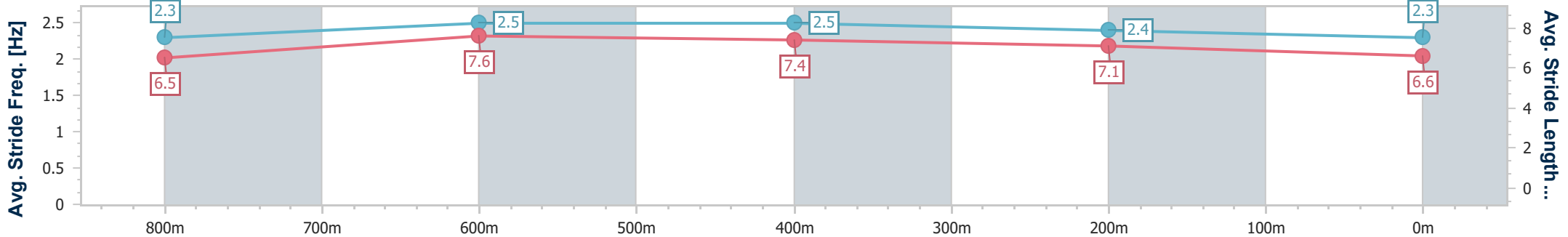
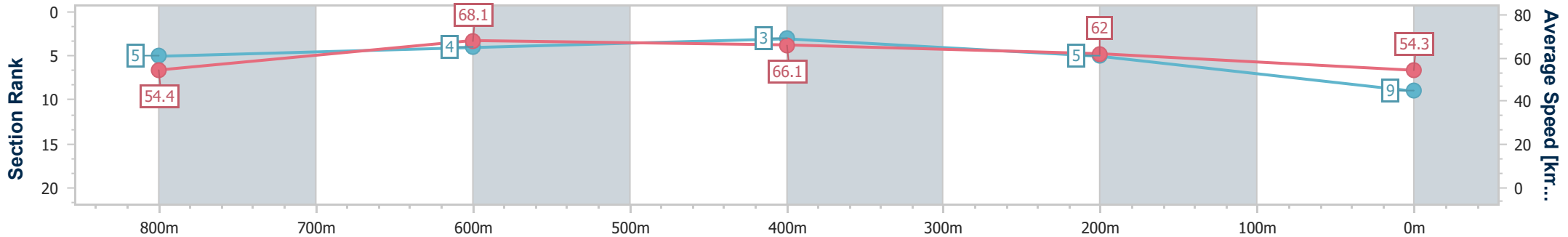


06 April 2024 - 11:36

BRISBANE RACING CLUB

Track Rating: Soft 6, Weather: Overcast, Rail Position: +4.5m

| Section | Overall | 800m | 600m | 400m | 200m |
|------------------------|--------------------------|--------------------------|--------------------------|--------------------------|--------------------------|
| Section Times | 0:59.74 [9] (0:13.30) | 0:46.44 [5] (0:10.63) | 0:35.81 [4] (0:10.97) | 0:24.84 [3] (0:11.63) | 0:13.21 [5] (0:13.21) |
| Average Speed [km/h] | 54.4 | 68.1 | 66.1 | 62.0 | 54.3 |
| Top Speed [km/h] | 69.9 | 68.8 | 67.5 | 64.6 | 59.1 |
| Avg. Dist. to Rail [m] | 1.6 | 2.3 | 0.9 | 1.9 | 3.7 |
| Avg. Stride Freq. [Hz] | 2.3 | 2.5 | 2.5 | 2.4 | 2.3 |
| Avg. Stride Length [m] | 6.5 | 7.6 | 7.4 | 7.1 | 6.6 |



- [] Ranking at each section and finish
- .-.- No data available at this section
- NA No data available



| | |
|--------------------------------|-----------------|
| Horse/Jockey Name | Dashing Gee Gee |
| Final Rank | 10 |
| Fastest Section Time (Section) | 0:10.78 (800m) |
| Top Speed [km/h] (Section) | 70.6 (Overall) |
| Race State | Finished |



Eagle Farm QLD Professional
Race 1: BECOME A BRC MEMBER BENCHMARK 70 Handicap - 1000m

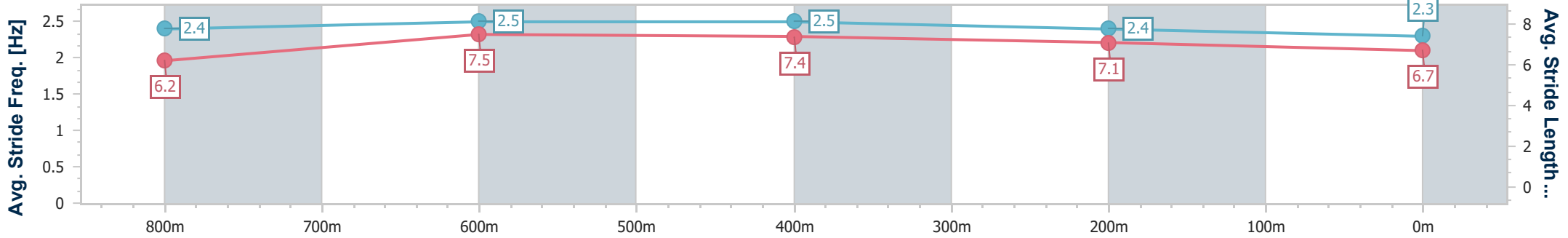
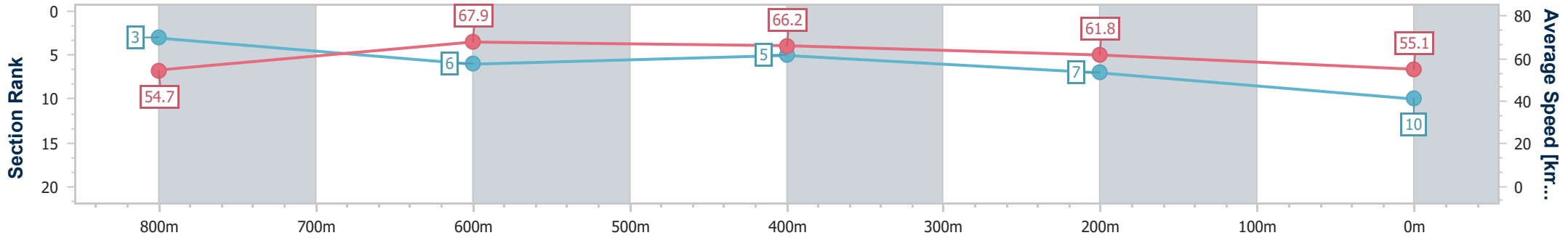


06 April 2024 - 11:36

BRISBANE RACING CLUB

Track Rating: Soft 6, Weather: Overcast, Rail Position: +4.5m

| Section | Overall | 800m | 600m | 400m | 200m |
|------------------------|---------------------------|--------------------------|--------------------------|--------------------------|--------------------------|
| Section Times | 0:59.79 [10] (0:13.28) | 0:46.51 [3] (0:10.78) | 0:35.73 [6] (0:11.01) | 0:24.72 [5] (0:11.66) | 0:13.06 [7] (0:13.06) |
| Average Speed [km/h] | 54.7 | 67.9 | 66.2 | 61.8 | 55.1 |
| Top Speed [km/h] | 70.6 | 69.7 | 67.5 | 64.4 | 59.2 |
| Avg. Dist. to Rail [m] | 4.0 | 3.7 | 2.7 | 5.2 | 6.3 |
| Avg. Stride Freq. [Hz] | 2.4 | 2.5 | 2.5 | 2.4 | 2.3 |
| Avg. Stride Length [m] | 6.2 | 7.5 | 7.4 | 7.1 | 6.7 |



- [] Ranking at each section and finish
- .-.- No data available at this section
- NA No data available



| | |
|--------------------------------|----------------|
| Horse/Jockey Name | Kat Chinna |
| Final Rank | 11 |
| Fastest Section Time (Section) | 0:10.88 (800m) |
| Top Speed [km/h] (Section) | 68.6 (800m) |
| Race State | Finished |



Eagle Farm QLD Professional
Race 1: BECOME A BRC MEMBER BENCHMARK 70 Handicap - 1000m

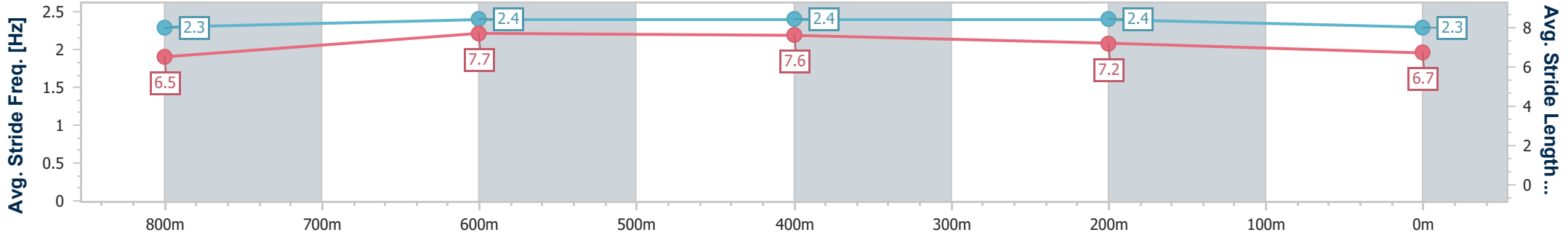
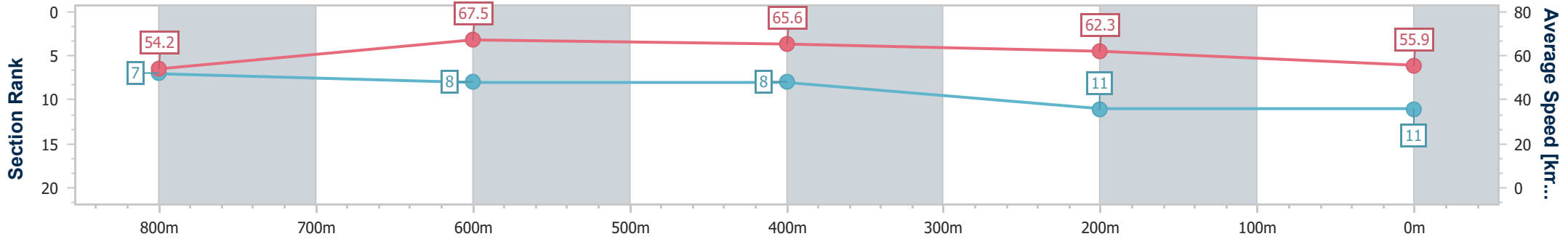


06 April 2024 - 11:36

BRISBANE RACING CLUB

Track Rating: Soft 6, Weather: Overcast, Rail Position: +4.5m

| Section | Overall | 800m | 600m | 400m | 200m |
|------------------------|---------------------------|--------------------------|--------------------------|--------------------------|---------------------------|
| Section Times | 0:59.93 [11] (0:13.45) | 0:46.48 [7] (0:10.88) | 0:35.60 [8] (0:11.15) | 0:24.45 [8] (0:11.55) | 0:12.90 [11] (0:12.90) |
| Average Speed [km/h] | 54.2 | 67.5 | 65.6 | 62.3 | 55.9 |
| Top Speed [km/h] | 68.6 | 68.6 | 67.2 | 66.3 | 58.8 |
| Avg. Dist. to Rail [m] | 8.0 | 4.1 | 3.0 | 7.5 | 10.5 |
| Avg. Stride Freq. [Hz] | 2.3 | 2.4 | 2.4 | 2.4 | 2.3 |
| Avg. Stride Length [m] | 6.5 | 7.7 | 7.6 | 7.2 | 6.7 |



- [] Ranking at each section and finish
- .-.- No data available at this section
- NA No data available



| | |
|--------------------------------|----------------|
| Horse/Jockey Name | Island Magic |
| Final Rank | 12 |
| Fastest Section Time (Section) | 0:10.64 (800m) |
| Top Speed [km/h] (Section) | 69.3 (800m) |
| Race State | Finished |



Eagle Farm QLD Professional
Race 1: BECOME A BRC MEMBER BENCHMARK 70 Handicap - 1000m

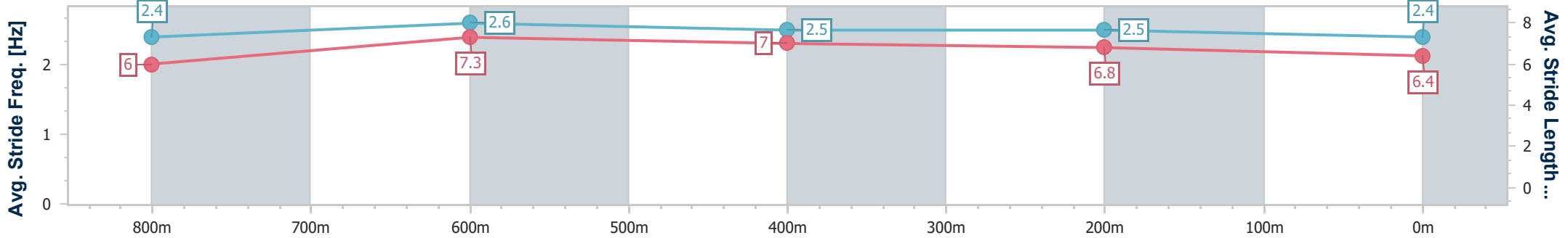
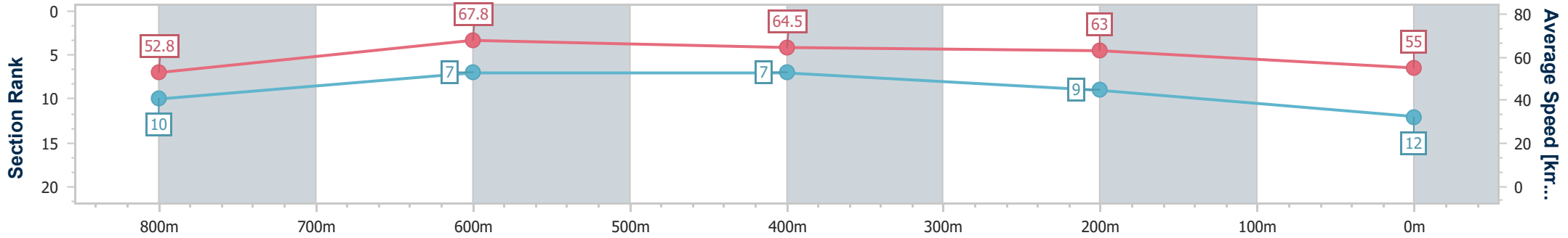


06 April 2024 - 11:36

BRISBANE RACING CLUB

Track Rating: Soft 6, Weather: Overcast, Rail Position: +4.5m

| Section | Overall | 800m | 600m | 400m | 200m |
|------------------------|---------------------------|---------------------------|--------------------------|--------------------------|--------------------------|
| Section Times | 1:00.00 [12] (0:13.67) | 0:46.33 [10] (0:10.64) | 0:35.69 [7] (0:11.15) | 0:24.54 [7] (0:11.44) | 0:13.10 [9] (0:13.10) |
| Average Speed [km/h] | 52.8 | 67.8 | 64.5 | 63.0 | 55.0 |
| Top Speed [km/h] | 68.6 | 69.3 | 65.2 | 65.1 | 59.8 |
| Avg. Dist. to Rail [m] | 2.5 | 0.3 | 0.5 | 1.7 | 3.4 |
| Avg. Stride Freq. [Hz] | 2.4 | 2.6 | 2.5 | 2.5 | 2.4 |
| Avg. Stride Length [m] | 6.0 | 7.3 | 7.0 | 6.8 | 6.4 |



- [] Ranking at each section and finish
- .-.- No data available at this section
- NA No data available