



# Aquis Park Gold Coast Poly QLD Professional

## Race 7: TAB BETS FRIENDS GCTC BENCHMARK 60 Handicap - 1900m

06 April 2024 - 15:24



Track Rating: Synthetic, Weather: Overcast, Rail Position: True

Section		Field Times												
Overall	1800m	1600m	1400m	1200m	1000m	800m	Last 600m							
1:57.57 (0:08.01)	1:49.56 (0:11.29)	1:38.27 (0:12.29)	1:25.98 (0:12.23)	1:13.75 (0:12.52)	1:01.23 (0:12.73)	0:48.50 (0:12.44)	0:36.06							
Rank	TAB	Horse/Jockey	Barrier	Top Speed [km/h]	Fastest Section								Distance Travelled [m]	
1	1	PAGATO Lilli Barr	1	65.5 1800m	0:08.01 Overall	1:57.57 [1] (0:08.01)	1:49.56 [1] (0:11.29)	1:38.27 [1] (0:12.29)	1:25.98 [1] (0:12.23)	1:13.75 [1] (0:12.52)	1:01.23 [1] (0:12.73)	0:48.50 [1] (0:12.44)	0:36.06	
2	2	LUCKY EXCHANGE Noel Callow	2	63.9 600m	0:08.64 Overall	1:58.34 [2] (0:08.64)	1:49.70 [9] (0:12.02)	1:37.68 [10] (0:12.11)	1:25.57 [10] (0:12.80)	1:12.77 [10] (0:12.12)	1:00.65 [10] (0:12.62)	0:48.03 [9] (0:12.14)	0:35.89	+17
3	12	FAT FINGERS Rikki Jamieson	12	63.3 1800m	0:08.09 Overall	1:58.34 [3] (0:08.09)	1:50.25 [2] (0:11.44)	1:38.81 [2] (0:12.38)	1:26.43 [4] (0:12.41)	1:14.02 [4] (0:12.53)	1:01.49 [4] (0:12.82)	0:48.67 [5] (0:12.32)	0:36.35	+3
4	3	NO MORE RED Danny Peisley	3	64.4 1800m	0:08.19 Overall	1:58.51 [4] (0:08.19)	1:50.32 [3] (0:11.39)	1:38.93 [3] (0:12.19)	1:26.74 [3] (0:12.44)	1:14.30 [3] (0:12.57)	1:01.73 [3] (0:12.70)	0:49.03 [3] (0:12.28)	0:36.75	+8
5	13	BUMP'N'RUN Chris Taylor	13	64.7 1800m	0:08.19 Overall	1:58.56 [5] (0:08.19)	1:50.37 [3] (0:11.59)	1:38.78 [5] (0:11.93)	1:26.85 [2] (0:12.20)	1:14.65 [2] (0:12.74)	1:01.91 [2] (0:12.77)	0:49.14 [2] (0:12.42)	0:36.72	+8
6	8	THE SEEKER Michael Cahill	8	64.5 1800m	0:08.25 Overall	1:58.58 [6] (0:08.25)	1:50.33 [5] (0:11.52)	1:38.81 [4] (0:12.27)	1:26.54 [5] (0:12.42)	1:14.12 [5] (0:12.48)	1:01.64 [5] (0:12.72)	0:48.92 [4] (0:12.20)	0:36.72	+16
7	9	VACATION LEAVE Elione Chaves	9	64.3 1800m	0:08.34 Overall	1:58.77 [7] (0:08.34)	1:50.43 [6] (0:11.55)	1:38.88 [6] (0:12.31)	1:26.57 [6] (0:12.43)	1:14.14 [6] (0:12.44)	1:01.70 [6] (0:12.80)	0:48.90 [6] (0:12.22)	0:36.68	+10
8	11	THE WELLIAN Wanderson D'Avila	11	63.1 600m	0:08.74 Overall	1:58.95 [8] (0:08.74)	1:50.21 [10] (0:11.79)	1:38.42 [9] (0:12.10)	1:26.32 [9] (0:12.46)	1:13.86 [9] (0:12.44)	1:01.42 [9] (0:12.83)	0:48.59 [10] (0:12.00)	0:36.59	+8
9	5	MR DUDWEY Madeleine Wishart	5	62.7 600m	0:08.42 Overall	1:59.02 [9] (0:08.42)	1:50.60 [7] (0:11.90)	1:38.70 [8] (0:12.08)	1:26.62 [7] (0:12.46)	1:14.16 [7] (0:12.54)	1:01.62 [7] (0:12.72)	0:48.90 [7] (0:12.14)	0:36.76	+12
10	7	SAINT MARTIN Jag Guthmann-Chester	7	62.3 1800m	0:08.49 Overall	1:59.38 [10] (0:08.49)	1:50.89 [8] (0:11.73)	1:39.16 [7] (0:12.28)	1:26.88 [8] (0:12.40)	1:14.48 [8] (0:12.51)	1:01.97 [8] (0:12.74)	0:49.23 [8] (0:12.07)	0:37.16	+1

Scratched: Joe Mama (#4), Hereditary (#10), Sierra De Gredos (#6)

[ ] Ranking at each section and finish  
 -:-:- No data available at this section  
 NA No data available  
 SCN Saddle cloth number  
 DNF Did not finish  
 DNT Did not track



# Aquis Park Gold Coast Poly QLD Professional

## Race 7: TAB BETS FRIENDS GCTC BENCHMARK 60 Handicap - 1900m

06 April 2024 - 15:24



Track Rating: Synthetic, Weather: Overcast, Rail Position: True

Section					600m	400m	200m				Last 600m
Field Times					0:36.06 (0:11.70)	0:24.36 (0:11.83)	0:12.53 (0:12.53)				0:36.06
Rank	TAB	Horse/Jockey	Barrier	Top Speed [km/h]	Fastest Section	Margin			Distance Travelled [m]		
1	1	<b>PAGATO</b> Lilli Barr	1	65.5 1800m	0:08.01 Overall	0:36.06 [1] (0:11.70)	0:24.36 [1] (0:11.83)	0:12.53 [1] (0:12.53)	1:57.57		0:36.06
2	2	<b>LUCKY EXCHANGE</b> Noel Callow	2	63.9 600m	0:08.64 Overall	0:35.89 [10] (0:11.86)	0:24.03 [10] (0:11.81)	0:12.22 [6] (0:12.22)	4.5L		0:35.89 +17
3	12	<b>FAT FINGERS</b> Rikki Jamieson	12	63.3 1800m	0:08.09 Overall	0:36.35 [5] (0:12.00)	0:24.35 [5] (0:12.02)	0:12.33 [5] (0:12.33)	4.6L		0:36.35 +3
4	3	<b>NO MORE RED</b> Danny Peisley	3	64.4 1800m	0:08.19 Overall	0:36.75 [2] (0:11.98)	0:24.77 [2] (0:12.16)	0:12.61 [3] (0:12.61)	5.4L		0:36.75 +8
5	13	<b>BUMP'N'RUN</b> Chris Taylor	13	64.7 1800m	0:08.19 Overall	0:36.72 [3] (0:11.92)	0:24.80 [3] (0:12.18)	0:12.62 [4] (0:12.62)	5.6L		0:36.72 +8
6	8	<b>THE SEEKER</b> Michael Cahill	8	64.5 1800m	0:08.25 Overall	0:36.72 [4] (0:11.97)	0:24.75 [4] (0:12.06)	0:12.69 [2] (0:12.69)	5.7L		0:36.72 +16
7	9	<b>VACATION LEAVE</b> Elione Chaves	9	64.3 1800m	0:08.34 Overall	0:36.68 [6] (0:11.98)	0:24.70 [6] (0:12.08)	0:12.62 [7] (0:12.62)	6.7L		0:36.68 +10
8	11	<b>THE WELLIAN</b> Wanderson D'Avila	11	63.1 600m	0:08.74 Overall	0:36.59 [9] (0:11.86)	0:24.73 [9] (0:12.15)	0:12.58 [9] (0:12.58)	7.7L		0:36.59 +8
9	5	<b>MR DUDWEY</b> Madeleine Wishart	5	62.7 600m	0:08.42 Overall	0:36.76 [8] (0:11.91)	0:24.85 [7] (0:12.18)	0:12.67 [8] (0:12.67)	8.1L		0:36.76 +12
10	7	<b>SAINT MARTIN</b> Jag Guthmann-Chester	7	62.3 1800m	0:08.49 Overall	0:37.16 [7] (0:11.98)	0:25.18 [8] (0:12.35)	0:12.83 [10] (0:12.83)	10.1L		0:37.16 +1

Scratched: Joe Mama (#4), Hereditary (#10), Sierra De Gredos (#6)

[ ] Ranking at each section and finish  
 -:-:- No data available at this section  
 NA No data available

SCN Saddle cloth number  
 DNF Did not finish  
 DNT Did not track



Horse/Jockey Name	Pagato
Final Rank	1
Fastest Section Time (Section)	0:08.01 (Overall)
Top Speed [km/h] (Section)	65.5 (1800m)
Race State	Finished



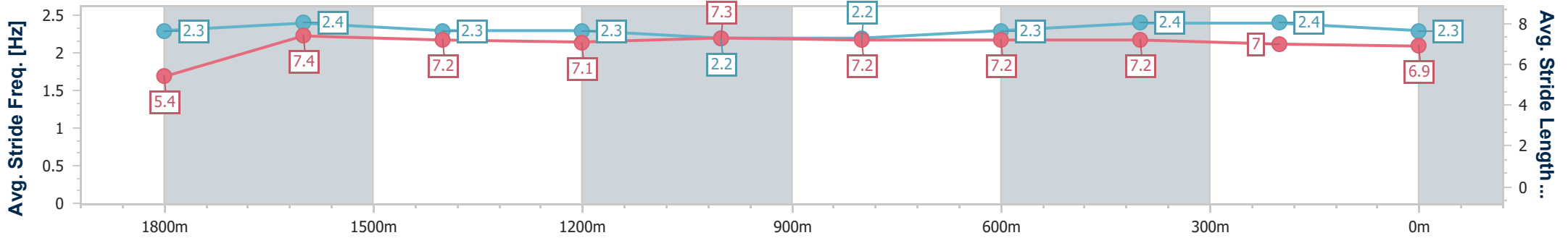
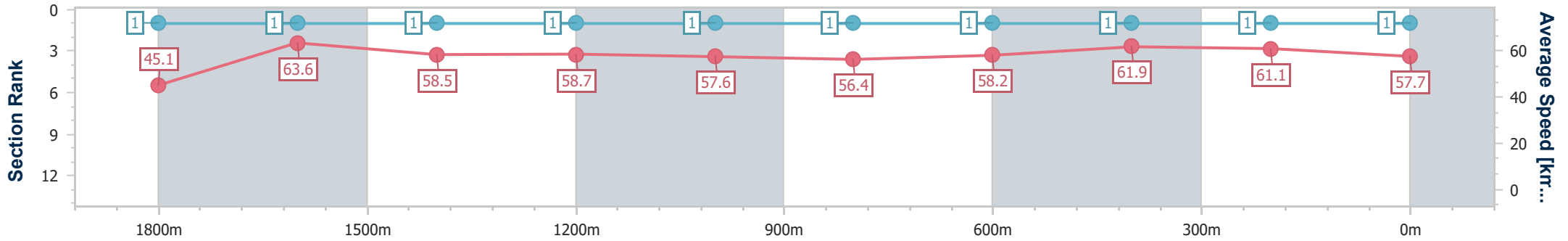
Aquis Park Gold Coast Poly QLD Professional  
 Race 7: TAB BETS FRIENDS GCTC BENCHMARK 60 Handicap - 1900m



06 April 2024 - 15:24

Track Rating: Synthetic, Weather: Overcast, Rail Position: True

Section	Overall	1800m	1600m	1400m	1200m	1000m	800m	600m	400m	200m
Section Times	1:57.57 [1] (0:08.01)	1:49.56 [1] (0:11.29)	1:38.27 [1] (0:12.29)	1:25.98 [1] (0:12.23)	1:13.75 [1] (0:12.52)	1:01.23 [1] (0:12.73)	0:48.50 [1] (0:12.44)	0:36.06 [1] (0:11.70)	0:24.36 [1] (0:11.83)	0:12.53 [1] (0:12.53)
Average Speed [km/h]	45.1	63.6	58.5	58.7	57.6	56.4	58.2	61.9	61.1	57.7
Top Speed [km/h]	62.3	65.5	60.5	59.7	58.9	57.6	61.3	63.5	61.9	59.8
Avg. Dist. to Rail [m]	2.1	1.0	0.9	0.3	0.3	0.2	0.8	1.2	0.9	1.3
Avg. Stride Freq. [Hz]	2.3	2.4	2.3	2.3	2.2	2.2	2.3	2.4	2.4	2.3
Avg. Stride Length [m]	5.4	7.4	7.2	7.1	7.3	7.2	7.2	7.2	7.0	6.9



- [ ] Ranking at each section and finish
- .-.- No data available at this section
- NA No data available



Horse/Jockey Name	Lucky Exchange
Final Rank	2
Fastest Section Time (Section)	0:08.64 (Overall)
Top Speed [km/h] (Section)	63.9 (600m)
Race State	Finished



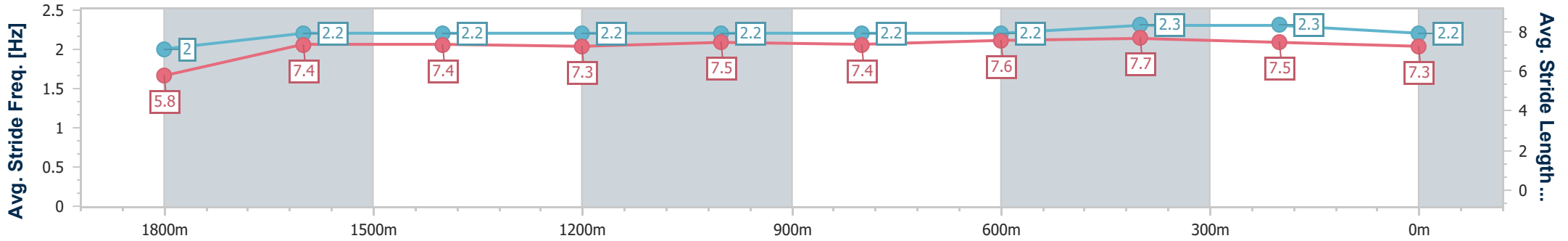
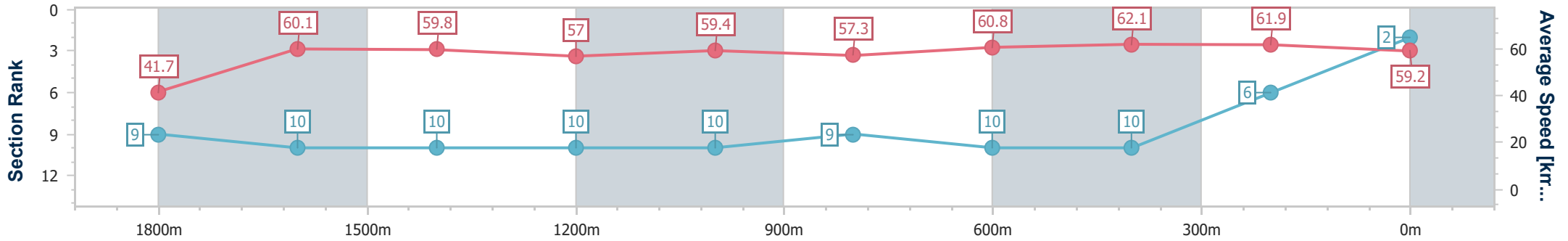
Aquis Park Gold Coast Poly QLD Professional  
Race 7: TAB BETS FRIENDS GCTC BENCHMARK 60 Handicap - 1900m



06 April 2024 - 15:24

Track Rating: Synthetic, Weather: Overcast, Rail Position: True

Section	Overall	1800m	1600m	1400m	1200m	1000m	800m	600m	400m	200m
Section Times	1:58.34 [2] (0:08.64)	1:49.70 [9] (0:12.02)	1:37.68 [10] (0:12.11)	1:25.57 [10] (0:12.80)	1:12.77 [10] (0:12.12)	1:00.65 [10] (0:12.62)	0:48.03 [9] (0:12.14)	0:35.89 [10] (0:11.86)	0:24.03 [10] (0:11.81)	0:12.22 [6] (0:12.22)
Average Speed [km/h]	41.7	60.1	59.8	57.0	59.4	57.3	60.8	62.1	61.9	59.2
Top Speed [km/h]	56.9	61.4	60.6	59.7	60.9	59.8	62.5	63.9	63.3	62.0
Avg. Dist. to Rail [m]	4.3	1.2	2.2	1.4	1.9	2.2	4.3	5.5	6.6	9.5
Avg. Stride Freq. [Hz]	2.0	2.2	2.2	2.2	2.2	2.2	2.2	2.3	2.3	2.2
Avg. Stride Length [m]	5.8	7.4	7.4	7.3	7.5	7.4	7.6	7.7	7.5	7.3



- [ ] Ranking at each section and finish
- .-.- No data available at this section
- NA No data available



Horse/Jockey Name	Fat Fingers
Final Rank	3
Fastest Section Time (Section)	0:08.09 (Overall)
Top Speed [km/h] (Section)	63.3 (1800m)
Race State	Finished



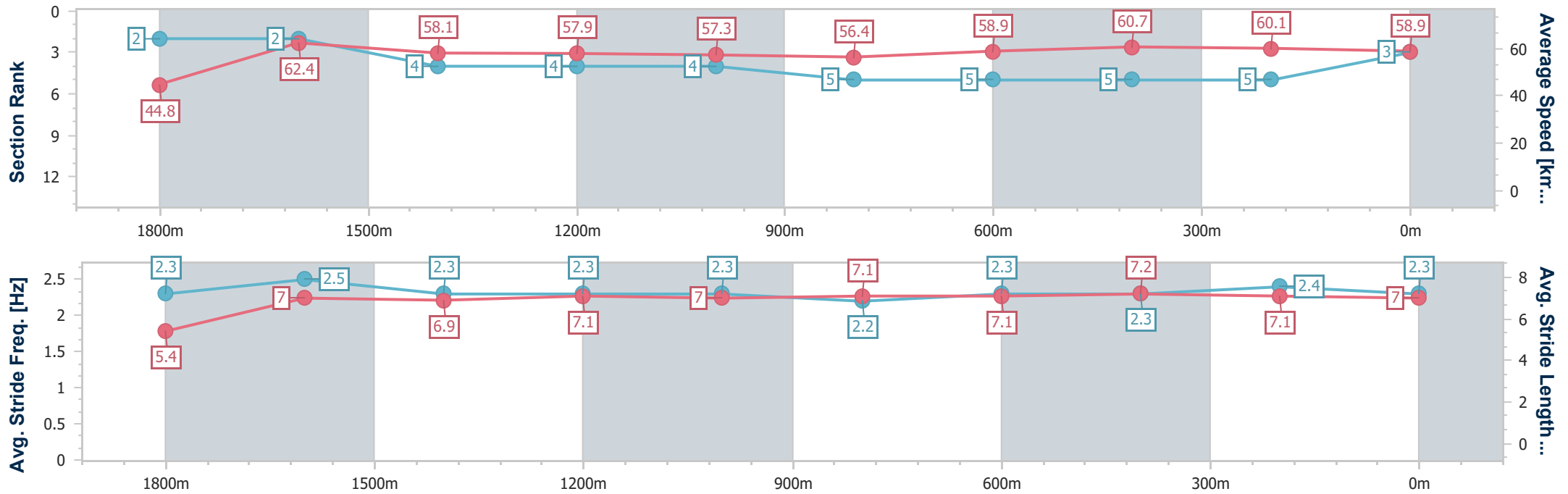
Aquis Park Gold Coast Poly QLD Professional  
Race 7: TAB BETS FRIENDS GCTC BENCHMARK 60 Handicap - 1900m



06 April 2024 - 15:24

Track Rating: Synthetic, Weather: Overcast, Rail Position: True

Section	Overall	1800m	1600m	1400m	1200m	1000m	800m	600m	400m	200m
Section Times	1:58.34 [3] (0:08.09)	1:50.25 [2] (0:11.44)	1:38.81 [2] (0:12.38)	1:26.43 [4] (0:12.41)	1:14.02 [4] (0:12.53)	1:01.49 [4] (0:12.82)	0:48.67 [5] (0:12.32)	0:36.35 [5] (0:12.00)	0:24.35 [5] (0:12.02)	0:12.33 [5] (0:12.33)
Average Speed [km/h]	44.8	62.4	58.1	57.9	57.3	56.4	58.9	60.7	60.1	58.9
Top Speed [km/h]	61.6	63.3	61.4	59.1	59.3	57.8	61.1	61.5	61.5	60.6
Avg. Dist. to Rail [m]	0.8	1.1	0.5	0.2	0.1	0.3	2.0	2.2	3.7	6.0
Avg. Stride Freq. [Hz]	2.3	2.5	2.3	2.3	2.3	2.2	2.3	2.3	2.4	2.3
Avg. Stride Length [m]	5.4	7.0	6.9	7.1	7.0	7.1	7.1	7.2	7.1	7.0



- [ ] Ranking at each section and finish
- .-.- No data available at this section
- NA No data available



Horse/Jockey Name	No More Red
Final Rank	4
Fastest Section Time (Section)	0:08.19 (Overall)
Top Speed [km/h] (Section)	64.4 (1800m)
Race State	Finished



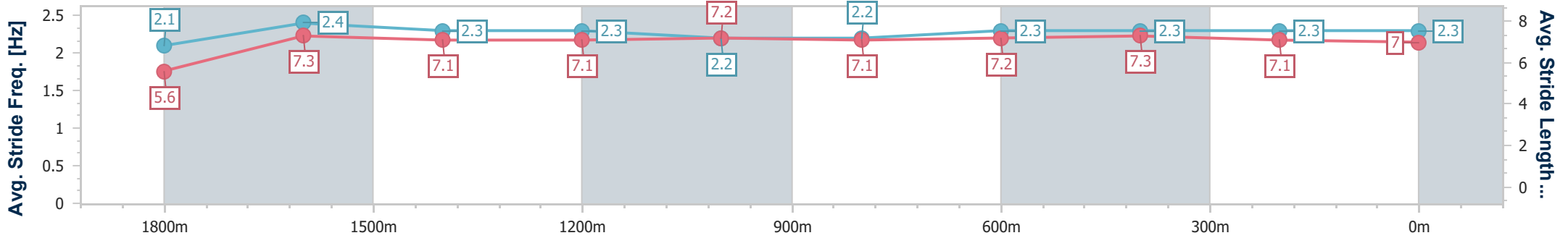
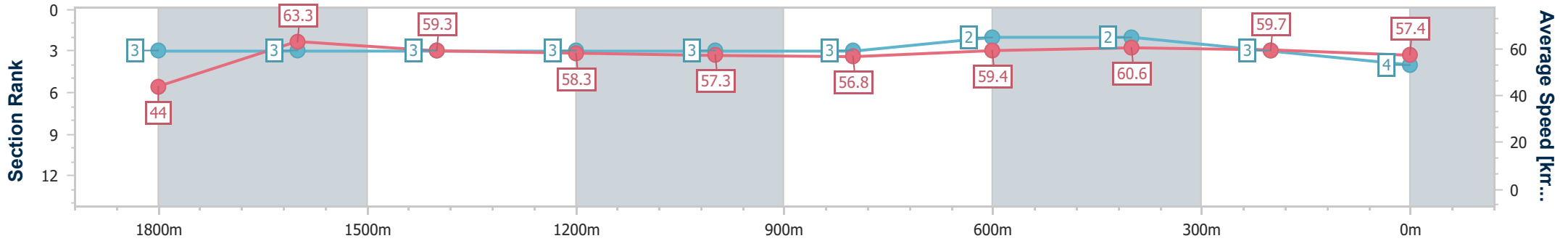
Aquis Park Gold Coast Poly QLD Professional  
Race 7: TAB BETS FRIENDS GCTC BENCHMARK 60 Handicap - 1900m



06 April 2024 - 15:24

Track Rating: Synthetic, Weather: Overcast, Rail Position: True

Section	Overall	1800m	1600m	1400m	1200m	1000m	800m	600m	400m	200m
Section Times	1:58.51 [4] (0:08.19)	1:50.32 [3] (0:11.39)	1:38.93 [3] (0:12.19)	1:26.74 [3] (0:12.44)	1:14.30 [3] (0:12.57)	1:01.73 [3] (0:12.70)	0:49.03 [3] (0:12.28)	0:36.75 [2] (0:11.98)	0:24.77 [2] (0:12.16)	0:12.61 [3] (0:12.61)
Average Speed [km/h]	44.0	63.3	59.3	58.3	57.3	56.8	59.4	60.6	59.7	57.4
Top Speed [km/h]	61.7	64.4	61.8	59.2	58.8	57.9	61.7	62.4	60.4	58.6
Avg. Dist. to Rail [m]	2.9	1.4	1.1	1.0	1.4	1.0	1.9	2.5	1.8	2.8
Avg. Stride Freq. [Hz]	2.1	2.4	2.3	2.3	2.2	2.2	2.3	2.3	2.3	2.3
Avg. Stride Length [m]	5.6	7.3	7.1	7.1	7.2	7.1	7.2	7.3	7.1	7.0



- [ ] Ranking at each section and finish
- .-.- No data available at this section
- NA No data available



Horse/Jockey Name	Bump'n'run
Final Rank	5
Fastest Section Time (Section)	0:08.19 (Overall)
Top Speed [km/h] (Section)	64.7 (1800m)
Race State	Finished



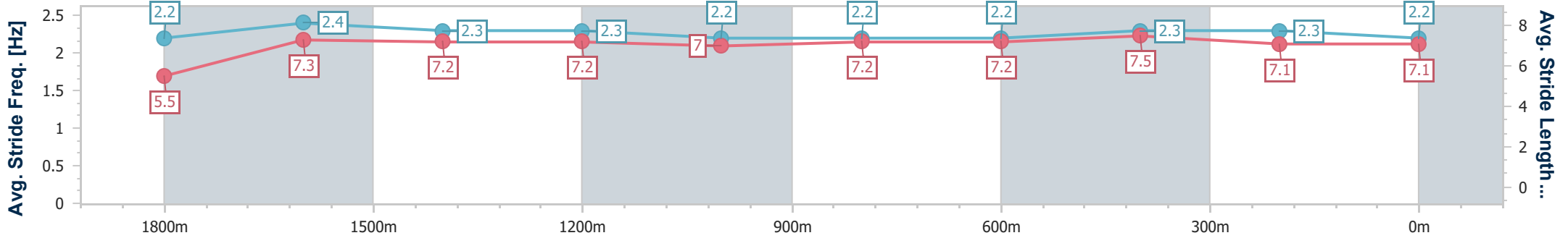
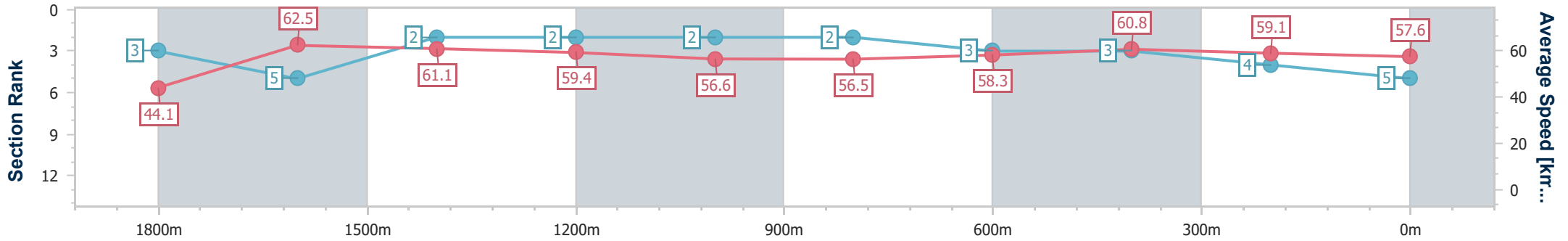
Aquis Park Gold Coast Poly QLD Professional  
 Race 7: TAB BETS FRIENDS GCTC BENCHMARK 60 Handicap - 1900m



06 April 2024 - 15:24

Track Rating: Synthetic, Weather: Overcast, Rail Position: True

Section	Overall	1800m	1600m	1400m	1200m	1000m	800m	600m	400m	200m
Section Times	1:58.56 [5] (0:08.19)	1:50.37 [3] (0:11.59)	1:38.78 [5] (0:11.93)	1:26.85 [2] (0:12.20)	1:14.65 [2] (0:12.74)	1:01.91 [2] (0:12.77)	0:49.14 [2] (0:12.42)	0:36.72 [3] (0:11.92)	0:24.80 [3] (0:12.18)	0:12.62 [4] (0:12.62)
Average Speed [km/h]	44.1	62.5	61.1	59.4	56.6	56.5	58.3	60.8	59.1	57.6
Top Speed [km/h]	61.3	64.7	61.7	61.3	58.7	57.5	61.6	62.2	59.9	58.8
Avg. Dist. to Rail [m]	7.4	3.8	2.5	1.5	1.9	0.7	1.1	0.9	0.9	2.1
Avg. Stride Freq. [Hz]	2.2	2.4	2.3	2.3	2.2	2.2	2.2	2.3	2.3	2.2
Avg. Stride Length [m]	5.5	7.3	7.2	7.2	7.0	7.2	7.2	7.5	7.1	7.1



- [ ] Ranking at each section and finish
- .-.- No data available at this section
- NA No data available



Horse/Jockey Name	The Seeker
Final Rank	6
Fastest Section Time (Section)	0:08.25 (Overall)
Top Speed [km/h] (Section)	64.5 (1800m)
Race State	Finished



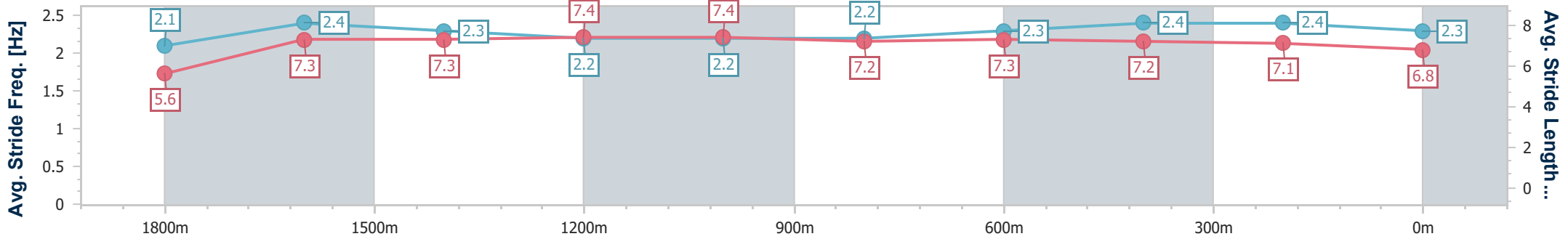
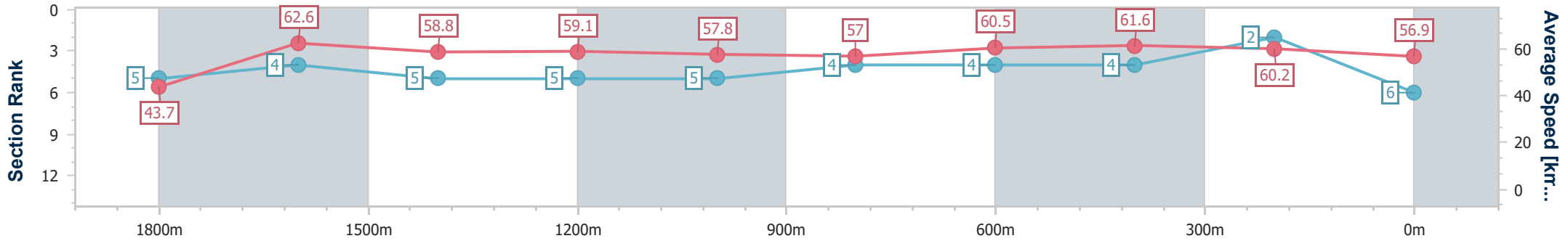
Aquis Park Gold Coast Poly QLD Professional  
 Race 7: TAB BETS FRIENDS GCTC BENCHMARK 60 Handicap - 1900m



06 April 2024 - 15:24

Track Rating: Synthetic, Weather: Overcast, Rail Position: True

Section	Overall	1800m	1600m	1400m	1200m	1000m	800m	600m	400m	200m
Section Times	1:58.58 [6] (0:08.25)	1:50.33 [5] (0:11.52)	1:38.81 [4] (0:12.27)	1:26.54 [5] (0:12.42)	1:14.12 [5] (0:12.48)	1:01.64 [5] (0:12.72)	0:48.92 [4] (0:12.20)	0:36.72 [4] (0:11.97)	0:24.75 [4] (0:12.06)	0:12.69 [2] (0:12.69)
Average Speed [km/h]	43.7	62.6	58.8	59.1	57.8	57.0	60.5	61.6	60.2	56.9
Top Speed [km/h]	60.9	64.5	60.0	60.1	59.3	58.3	62.4	62.7	61.8	58.7
Avg. Dist. to Rail [m]	0.5	0.3	1.7	2.3	2.9	2.6	4.8	4.4	4.2	6.1
Avg. Stride Freq. [Hz]	2.1	2.4	2.3	2.2	2.2	2.2	2.3	2.4	2.4	2.3
Avg. Stride Length [m]	5.6	7.3	7.3	7.4	7.4	7.2	7.3	7.2	7.1	6.8



- [ ] Ranking at each section and finish
- .-.- No data available at this section
- NA No data available





Horse/Jockey Name	Vacation Leave
Final Rank	7
Fastest Section Time (Section)	0:08.34 (Overall)
Top Speed [km/h] (Section)	64.3 (1800m)
Race State	Finished



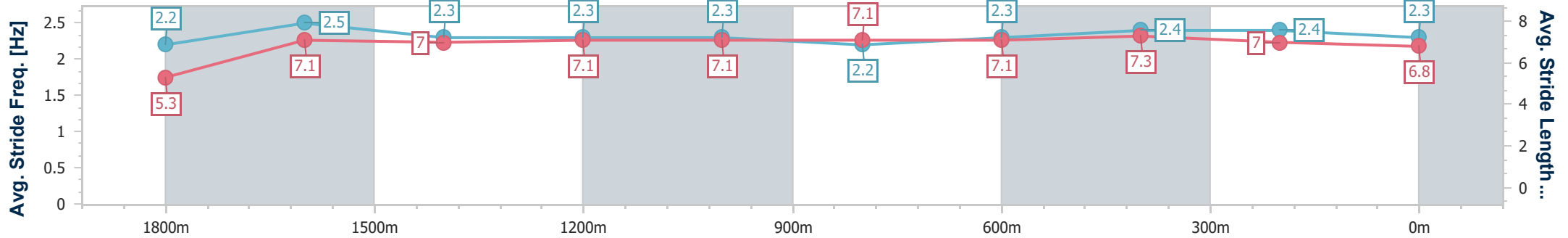
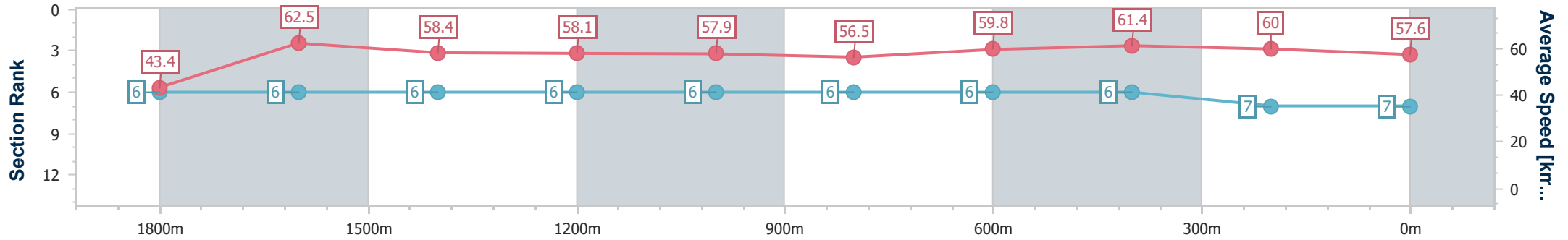
Aquis Park Gold Coast Poly QLD Professional  
 Race 7: TAB BETS FRIENDS GCTC BENCHMARK 60 Handicap - 1900m



06 April 2024 - 15:24

Track Rating: Synthetic, Weather: Overcast, Rail Position: True

Section	Overall	1800m	1600m	1400m	1200m	1000m	800m	600m	400m	200m
Section Times	1:58.77 [7] (0:08.34)	1:50.43 [6] (0:11.55)	1:38.88 [6] (0:12.31)	1:26.57 [6] (0:12.43)	1:14.14 [6] (0:12.44)	1:01.70 [6] (0:12.80)	0:48.90 [6] (0:12.22)	0:36.68 [6] (0:11.98)	0:24.70 [6] (0:12.08)	0:12.62 [7] (0:12.62)
Average Speed [km/h]	43.4	62.5	58.4	58.1	57.9	56.5	59.8	61.4	60.0	57.6
Top Speed [km/h]	59.5	64.3	60.9	59.4	59.6	57.8	61.9	62.4	61.7	59.0
Avg. Dist. to Rail [m]	6.9	1.7	0.5	0.6	1.0	1.0	3.0	3.8	5.3	7.4
Avg. Stride Freq. [Hz]	2.2	2.5	2.3	2.3	2.3	2.2	2.3	2.4	2.4	2.3
Avg. Stride Length [m]	5.3	7.1	7.0	7.1	7.1	7.1	7.1	7.3	7.0	6.8



- [ ] Ranking at each section and finish
- .-.- No data available at this section
- NA No data available



Horse/Jockey Name	The Wellian
Final Rank	8
Fastest Section Time (Section)	0:08.74 (Overall)
Top Speed [km/h] (Section)	63.1 (600m)
Race State	Finished



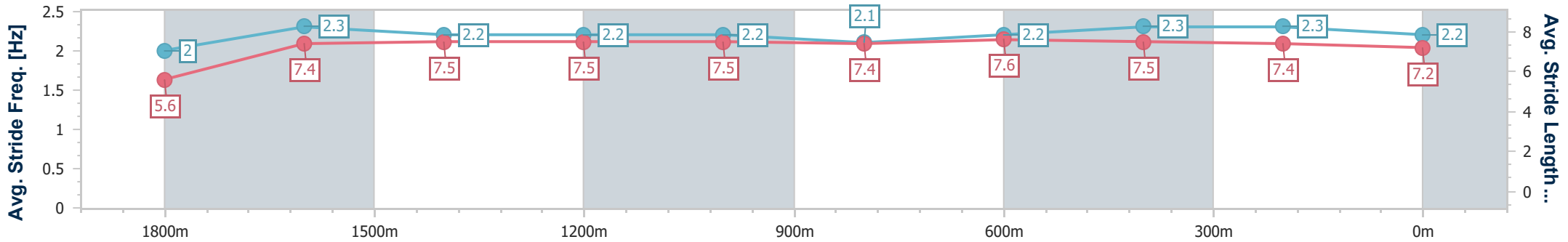
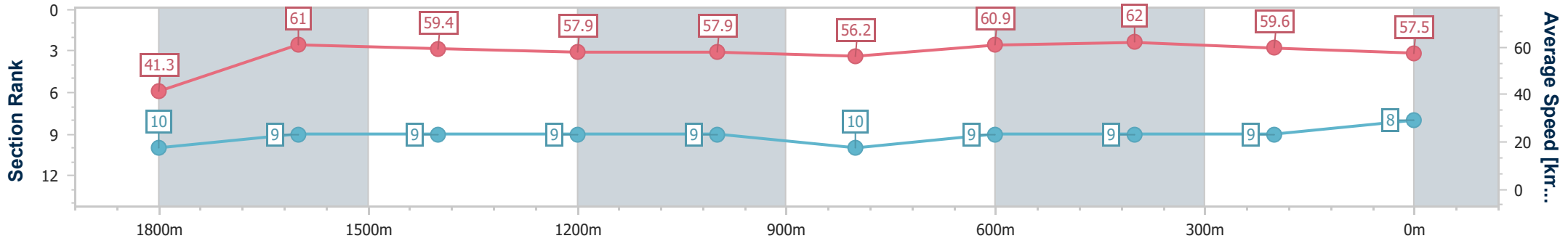
Aquis Park Gold Coast Poly QLD Professional  
 Race 7: TAB BETS FRIENDS GCTC BENCHMARK 60 Handicap - 1900m



06 April 2024 - 15:24

Track Rating: Synthetic, Weather: Overcast, Rail Position: True

Section	Overall	1800m	1600m	1400m	1200m	1000m	800m	600m	400m	200m
Section Times	1:58.95 [8] (0:08.74)	1:50.21 [10] (0:11.79)	1:38.42 [9] (0:12.10)	1:26.32 [9] (0:12.46)	1:13.86 [9] (0:12.44)	1:01.42 [9] (0:12.83)	0:48.59 [10] (0:12.00)	0:36.59 [9] (0:11.86)	0:24.73 [9] (0:12.15)	0:12.58 [9] (0:12.58)
Average Speed [km/h]	41.3	61.0	59.4	57.9	57.9	56.2	60.9	62.0	59.6	57.5
Top Speed [km/h]	60.2	62.7	61.2	59.9	59.8	58.8	62.3	63.1	60.9	58.9
Avg. Dist. to Rail [m]	3.6	0.7	0.4	0.4	1.3	1.0	2.6	3.4	3.6	5.1
Avg. Stride Freq. [Hz]	2.0	2.3	2.2	2.2	2.2	2.1	2.2	2.3	2.3	2.2
Avg. Stride Length [m]	5.6	7.4	7.5	7.5	7.5	7.4	7.6	7.5	7.4	7.2



- [ ] Ranking at each section and finish
- .-.- No data available at this section
- NA No data available



Horse/Jockey Name	Mr Dudwey
Final Rank	9
Fastest Section Time (Section)	0:08.42 (Overall)
Top Speed [km/h] (Section)	62.7 (600m)
Race State	Finished



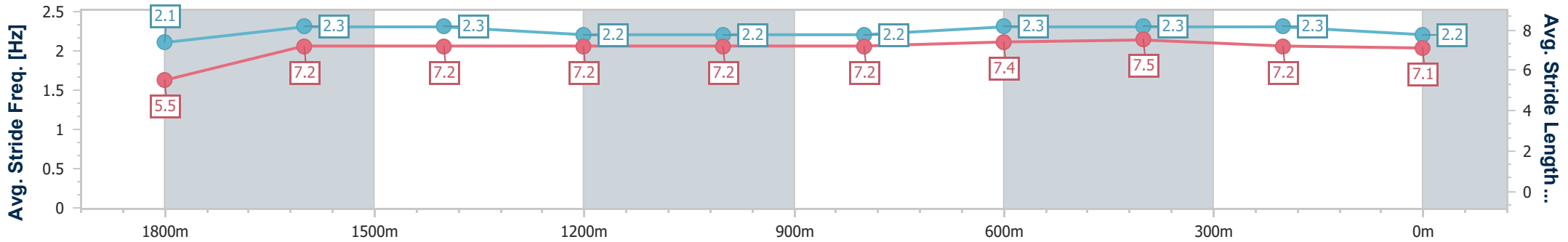
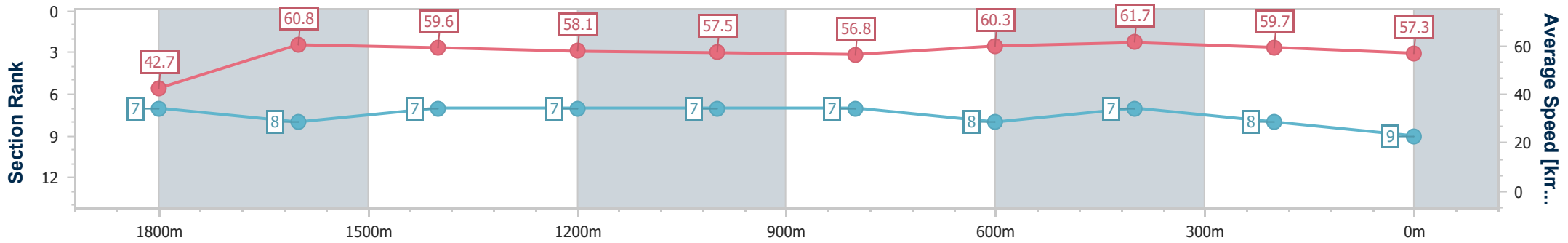
Aquis Park Gold Coast Poly QLD Professional  
 Race 7: TAB BETS FRIENDS GCTC BENCHMARK 60 Handicap - 1900m



06 April 2024 - 15:24

Track Rating: Synthetic, Weather: Overcast, Rail Position: True

Section	Overall	1800m	1600m	1400m	1200m	1000m	800m	600m	400m	200m
Section Times	1:59.02 [9] (0:08.42)	1:50.60 [7] (0:11.90)	1:38.70 [8] (0:12.08)	1:26.62 [7] (0:12.46)	1:14.16 [7] (0:12.54)	1:01.62 [7] (0:12.72)	0:48.90 [7] (0:12.14)	0:36.76 [8] (0:11.91)	0:24.85 [7] (0:12.18)	0:12.67 [8] (0:12.67)
Average Speed [km/h]	42.7	60.8	59.6	58.1	57.5	56.8	60.3	61.7	59.7	57.3
Top Speed [km/h]	58.6	61.7	62.1	60.0	59.9	59.1	61.8	62.7	61.8	58.3
Avg. Dist. to Rail [m]	5.9	1.3	0.8	0.9	1.8	1.6	2.9	4.2	5.6	7.6
Avg. Stride Freq. [Hz]	2.1	2.3	2.3	2.2	2.2	2.2	2.3	2.3	2.3	2.2
Avg. Stride Length [m]	5.5	7.2	7.2	7.2	7.2	7.2	7.4	7.5	7.2	7.1



- [ ] Ranking at each section and finish
- .-.- No data available at this section
- NA No data available



Horse/Jockey Name	Saint Martin
Final Rank	10
Fastest Section Time (Section)	0:08.49 (Overall)
Top Speed [km/h] (Section)	62.3 (1800m)
Race State	Finished



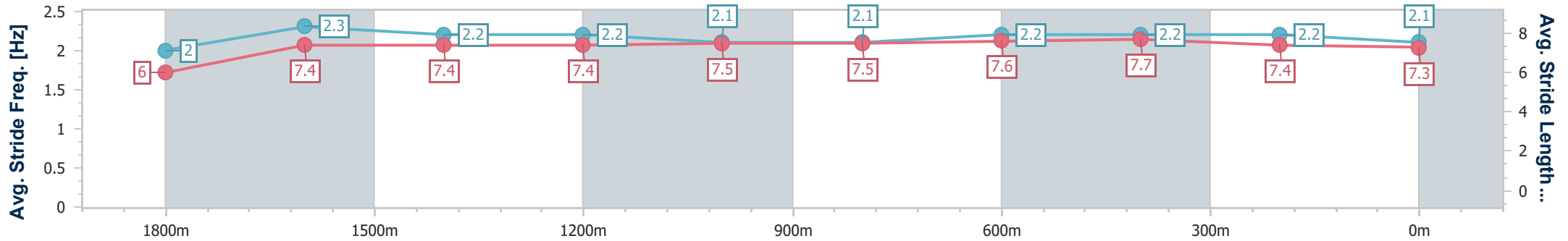
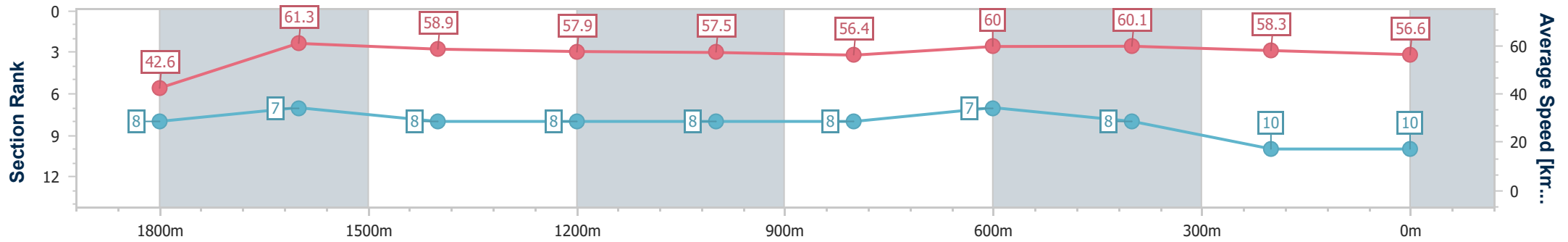
Aquis Park Gold Coast Poly QLD Professional  
 Race 7: TAB BETS FRIENDS GCTC BENCHMARK 60 Handicap - 1900m



06 April 2024 - 15:24

Track Rating: Synthetic, Weather: Overcast, Rail Position: True

Section	Overall	1800m	1600m	1400m	1200m	1000m	800m	600m	400m	200m
Section Times	1:59.38 [10] (0:08.49)	1:50.89 [8] (0:11.73)	1:39.16 [7] (0:12.28)	1:26.88 [8] (0:12.40)	1:14.48 [8] (0:12.51)	1:01.97 [8] (0:12.74)	0:49.23 [8] (0:12.07)	0:37.16 [7] (0:11.98)	0:25.18 [8] (0:12.35)	0:12.83 [10] (0:12.83)
Average Speed [km/h]	42.6	61.3	58.9	57.9	57.5	56.4	60.0	60.1	58.3	56.6
Top Speed [km/h]	59.3	62.3	60.4	60.2	59.5	58.2	61.0	61.3	59.3	56.8
Avg. Dist. to Rail [m]	2.9	0.3	0.6	0.3	0.1	0.1	0.7	0.6	0.8	2.5
Avg. Stride Freq. [Hz]	2.0	2.3	2.2	2.2	2.1	2.1	2.2	2.2	2.2	2.1
Avg. Stride Length [m]	6.0	7.4	7.4	7.4	7.5	7.5	7.6	7.7	7.4	7.3



- [ ] Ranking at each section and finish
- .-.- No data available at this section
- NA No data available