



# Aquis Park Gold Coast Poly QLD Professional

## Race 6: LIFEFLIGHT LOTTERIES QTIS Three-Year-Old Maiden Plate - 1200m

06 April 2024 - 14:48



Track Rating: Synthetic, Weather: Overcast, Rail Position: True

Section		Overall	1000m	800m	600m	400m	200m	Last 600m					
Field Times		1:11.53 (0:13.43)	0:58.10 (0:10.59)	0:47.51 (0:11.42)	0:36.09 (0:11.70)	0:24.39 (0:12.05)	0:12.34 (0:12.34)	0:36.09					
Rank	TAB Horse/Jockey	Barrier	Top Speed [km/h]	Fastest Section	Margin							Distance Travelled [m]	
1	8 SONO PRONTO Noel Callow	8	69.3 1000m	0:10.60 1000m	1:11.53 [1] (0:13.95)	0:57.58 [5] (0:10.60)	0:46.98 [3] (0:11.16)	0:35.82 [4] (0:11.64)	0:24.18 [4] (0:12.01)	0:12.17 [2] (0:12.17)	1:11.53	0:35.82	
2	1 CASABLANCA Michael Cahill	1	69.3 1000m	0:10.59 1000m	1:11.61 [2] (0:13.43)	0:58.18 [1] (0:10.59)	0:47.59 [1] (0:11.42)	0:36.17 [1] (0:11.70)	0:24.47 [1] (0:12.05)	0:12.42 [1] (0:12.42)	0.4L	0:36.17	-4
3	12 SHE'S A FERRARI Jag Guthmann-Chester	12	68.9 1000m	0:10.71 1000m	1:12.30 [3] (0:13.90)	0:58.40 [4] (0:10.71)	0:47.69 [4] (0:11.06)	0:36.63 [3] (0:11.62)	0:25.01 [2] (0:12.20)	0:12.81 [3] (0:12.81)	4.4L	0:36.63	-11
4	4 GINGERBREAD BOY Elione Chaves	4	68.9 1000m	0:10.60 1000m	1:12.35 [4] (0:14.17)	0:58.18 [7] (0:10.60)	0:47.58 [6] (0:11.05)	0:36.53 [5] (0:11.70)	0:24.83 [5] (0:12.25)	0:12.58 [5] (0:12.58)	4.6L	0:36.53	-3
5	6 PARCHEMIN Chris Taylor	6	68.2 1000m	0:10.78 1000m	1:12.40 [5] (0:13.98)	0:58.42 [6] (0:10.78)	0:47.64 [5] (0:11.10)	0:36.54 [6] (0:11.93)	0:24.61 [6] (0:12.35)	0:12.26 [6] (0:12.26)	4.8L	0:36.54	+4
6	3 DESTINY GUNGHO Matthew Palmer	3	68.8 1000m	0:10.66 1000m	1:12.66 [6] (0:13.52)	0:59.14 [2] (0:10.66)	0:48.48 [2] (0:11.30)	0:37.18 [2] (0:11.84)	0:25.34 [3] (0:12.27)	0:13.07 [4] (0:13.07)	6.3L	0:37.18	-3
7	7 SNAG DA BEANS Madeleine Wishart	7	66.9 1000m	0:11.10 1000m	1:13.54 [7] (0:13.85)	0:59.69 [3] (0:11.10)	0:48.59 [7] (0:11.36)	0:37.23 [7] (0:11.87)	0:25.36 [7] (0:12.32)	0:13.04 [7] (0:13.04)	11.3L	0:37.23	-5

Scratched: Hydroelectric (#5), Enterprise Pink (#10), Ballroom Blitz (#9), Pearl In Hay (#11), Delibes (#2)



Horse/Jockey Name	Sono Pronto
Final Rank	1
Fastest Section Time (Section)	0:10.60 (1000m)
Top Speed [km/h] (Section)	69.3 (1000m)
Race State	Finished



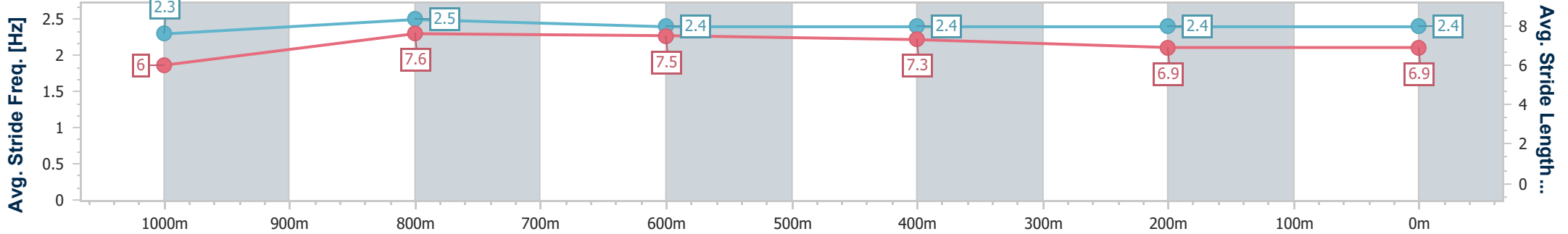
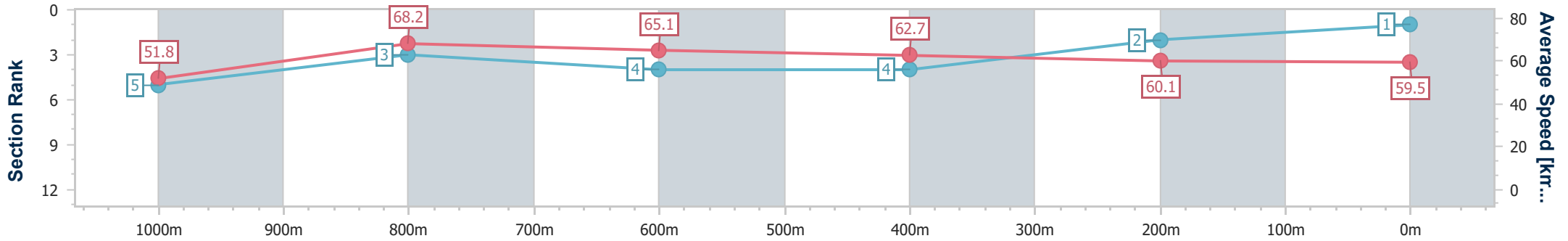
Aquis Park Gold Coast Poly QLD Professional  
 Race 6: LIFEFLIGHT LOTTERIES QTIS Three-Year-Old Maiden  
 Plate - 1200m



06 April 2024 - 14:48

Track Rating: Synthetic, Weather: Overcast, Rail Position: True

Section	Overall	1000m	800m	600m	400m	200m
Section Times	1:11.53 [1] (0:13.95)	0:57.58 [5] (0:10.60)	0:46.98 [3] (0:11.16)	0:35.82 [4] (0:11.64)	0:24.18 [4] (0:12.01)	0:12.17 [2] (0:12.17)
Average Speed [km/h]	51.8	68.2	65.1	62.7	60.1	59.5
Top Speed [km/h]	69.2	69.3	66.1	64.9	61.3	60.1
Avg. Dist. to Rail [m]	1.0	1.2	1.9	2.6	3.5	5.5
Avg. Stride Freq. [Hz]	2.3	2.5	2.4	2.4	2.4	2.4
Avg. Stride Length [m]	6.0	7.6	7.5	7.3	6.9	6.9



- [ ] Ranking at each section and finish
- .-.- No data available at this section
- NA No data available



Horse/Jockey Name	Casablanca
Final Rank	2
Fastest Section Time (Section)	0:10.59 (1000m)
Top Speed [km/h] (Section)	69.3 (1000m)
Race State	Finished



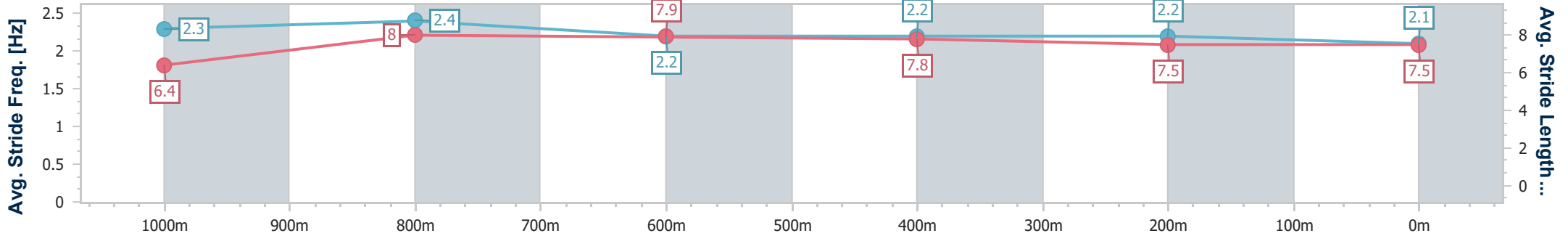
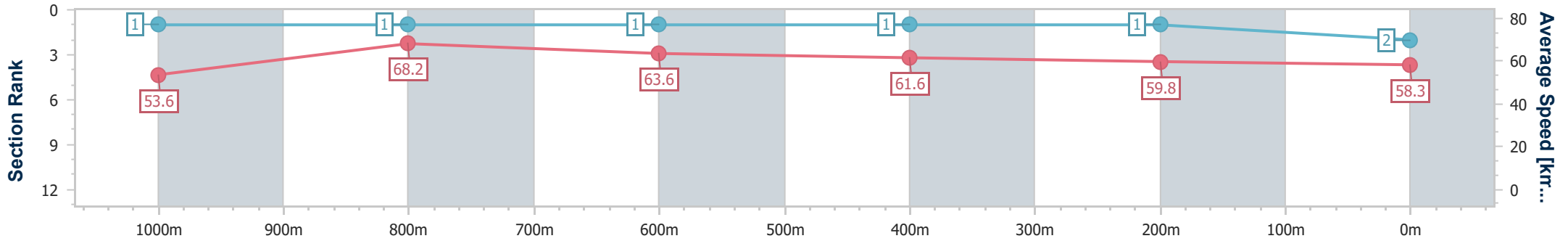
Aquis Park Gold Coast Poly QLD Professional  
 Race 6: LIFEFLIGHT LOTTERIES QTIS Three-Year-Old Maiden  
 Plate - 1200m



06 April 2024 - 14:48

Track Rating: Synthetic, Weather: Overcast, Rail Position: True

Section	Overall	1000m	800m	600m	400m	200m
Section Times	1:11.61 [2] (0:13.43)	0:58.18 [1] (0:10.59)	0:47.59 [1] (0:11.42)	0:36.17 [1] (0:11.70)	0:24.47 [1] (0:12.05)	0:12.42 [1] (0:12.42)
Average Speed [km/h]	53.6	68.2	63.6	61.6	59.8	58.3
Top Speed [km/h]	68.9	69.3	66.8	62.8	60.6	59.3
Avg. Dist. to Rail [m]	1.3	0.8	1.6	0.8	1.5	4.4
Avg. Stride Freq. [Hz]	2.3	2.4	2.2	2.2	2.2	2.1
Avg. Stride Length [m]	6.4	8.0	7.9	7.8	7.5	7.5



- [ ] Ranking at each section and finish
- .-.- No data available at this section
- NA No data available



Horse/Jockey Name	She's A Ferrari
Final Rank	3
Fastest Section Time (Section)	0:10.71 (1000m)
Top Speed [km/h] (Section)	68.9 (1000m)
Race State	Finished



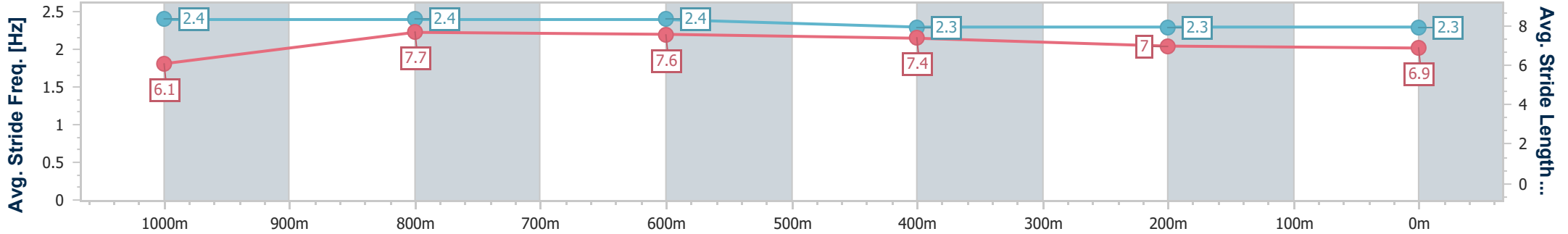
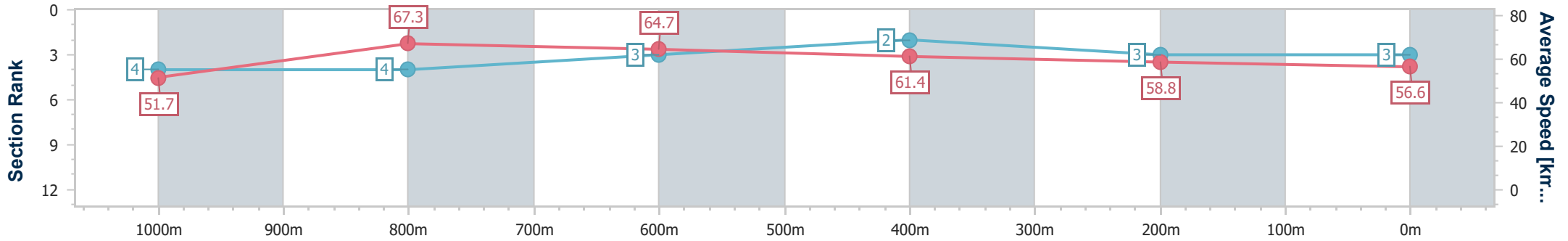
Aquis Park Gold Coast Poly QLD Professional  
 Race 6: LIFEFLIGHT LOTTERIES QTIS Three-Year-Old Maiden  
 Plate - 1200m



06 April 2024 - 14:48

Track Rating: Synthetic, Weather: Overcast, Rail Position: True

Section	Overall	1000m	800m	600m	400m	200m
Section Times	1:12.30 [3] (0:13.90)	0:58.40 [4] (0:10.71)	0:47.69 [4] (0:11.06)	0:36.63 [3] (0:11.62)	0:25.01 [2] (0:12.20)	0:12.81 [3] (0:12.81)
Average Speed [km/h]	51.7	67.3	64.7	61.4	58.8	56.6
Top Speed [km/h]	67.6	68.9	65.9	64.6	60.2	58.7
Avg. Dist. to Rail [m]	0.7	0.3	1.2	1.6	0.7	0.8
Avg. Stride Freq. [Hz]	2.4	2.4	2.4	2.3	2.3	2.3
Avg. Stride Length [m]	6.1	7.7	7.6	7.4	7.0	6.9



- [ ] Ranking at each section and finish
- .-.- No data available at this section
- NA No data available



Horse/Jockey Name	Gingerbread Boy
Final Rank	4
Fastest Section Time (Section)	0:10.60 (1000m)
Top Speed [km/h] (Section)	68.9 (1000m)
Race State	Finished



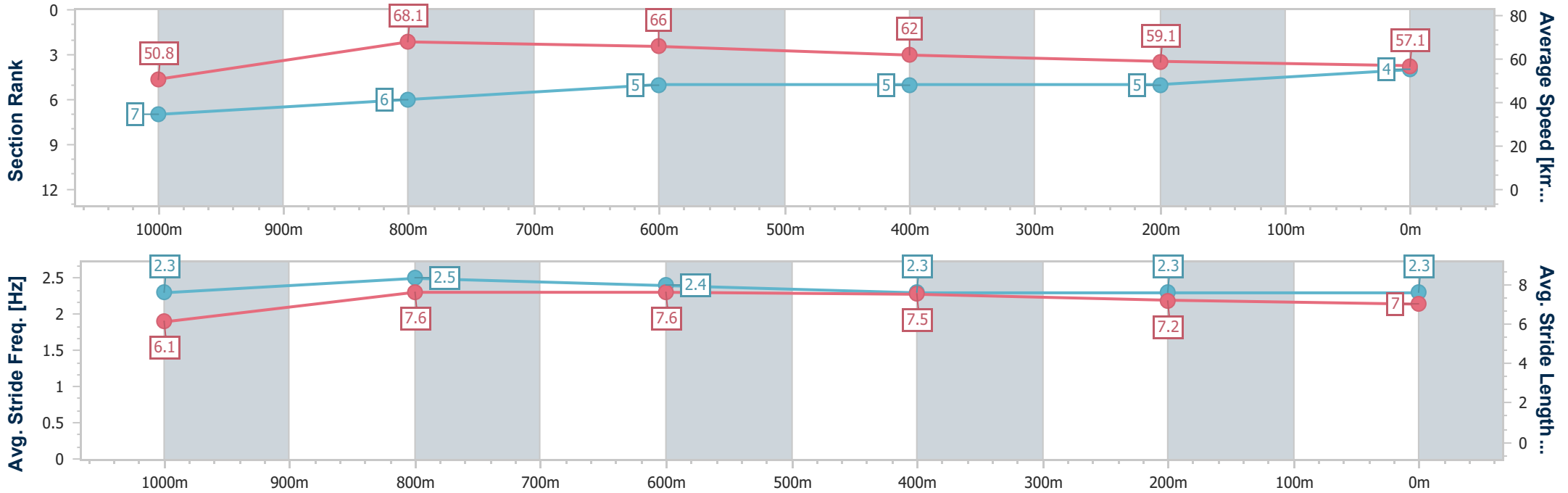
Aquis Park Gold Coast Poly QLD Professional  
 Race 6: LIFEFLIGHT LOTTERIES QTIS Three-Year-Old Maiden  
 Plate - 1200m



06 April 2024 - 14:48

Track Rating: Synthetic, Weather: Overcast, Rail Position: True

Section	Overall	1000m	800m	600m	400m	200m
Section Times	1:12.35 [4] (0:14.17)	0:58.18 [7] (0:10.60)	0:47.58 [6] (0:11.05)	0:36.53 [5] (0:11.70)	0:24.83 [5] (0:12.25)	0:12.58 [5] (0:12.58)
Average Speed [km/h]	50.8	68.1	66.0	62.0	59.1	57.1
Top Speed [km/h]	66.7	68.9	68.1	64.9	59.8	58.5
Avg. Dist. to Rail [m]	1.6	1.6	1.9	2.0	4.0	5.7
Avg. Stride Freq. [Hz]	2.3	2.5	2.4	2.3	2.3	2.3
Avg. Stride Length [m]	6.1	7.6	7.6	7.5	7.2	7.0



- [ ] Ranking at each section and finish
- .-.- No data available at this section
- NA No data available



Horse/Jockey Name	Parchemin
Final Rank	5
Fastest Section Time (Section)	0:10.78 (1000m)
Top Speed [km/h] (Section)	68.2 (1000m)
Race State	Finished



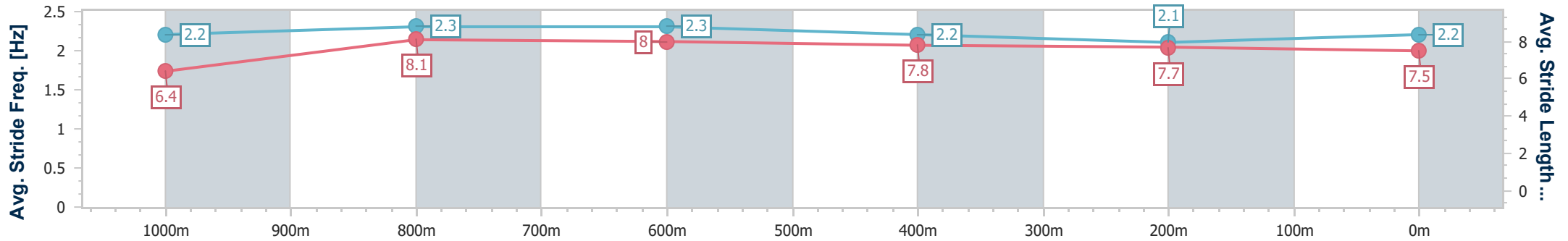
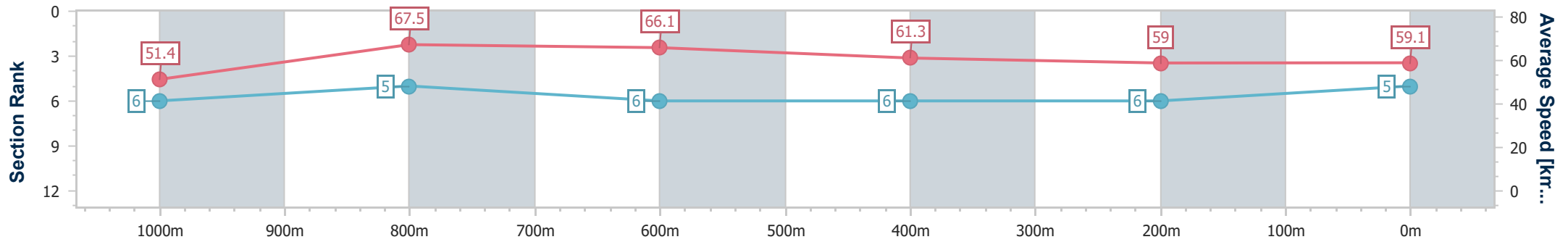
Aquis Park Gold Coast Poly QLD Professional  
 Race 6: LIFEFLIGHT LOTTERIES QTIS Three-Year-Old Maiden  
 Plate - 1200m



06 April 2024 - 14:48

Track Rating: Synthetic, Weather: Overcast, Rail Position: True

Section	Overall	1000m	800m	600m	400m	200m
Section Times	1:12.40 [5] (0:13.98)	0:58.42 [6] (0:10.78)	0:47.64 [5] (0:11.10)	0:36.54 [6] (0:11.93)	0:24.61 [6] (0:12.35)	0:12.26 [6] (0:12.26)
Average Speed [km/h]	51.4	67.5	66.1	61.3	59.0	59.1
Top Speed [km/h]	67.0	68.2	67.6	64.8	60.0	60.0
Avg. Dist. to Rail [m]	4.1	3.1	3.7	3.4	4.2	6.9
Avg. Stride Freq. [Hz]	2.2	2.3	2.3	2.2	2.1	2.2
Avg. Stride Length [m]	6.4	8.1	8.0	7.8	7.7	7.5



- [ ] Ranking at each section and finish
- .-.- No data available at this section
- NA No data available



Horse/Jockey Name	Destiny Gungho
Final Rank	6
Fastest Section Time (Section)	0:10.66 (1000m)
Top Speed [km/h] (Section)	68.8 (1000m)
Race State	Finished



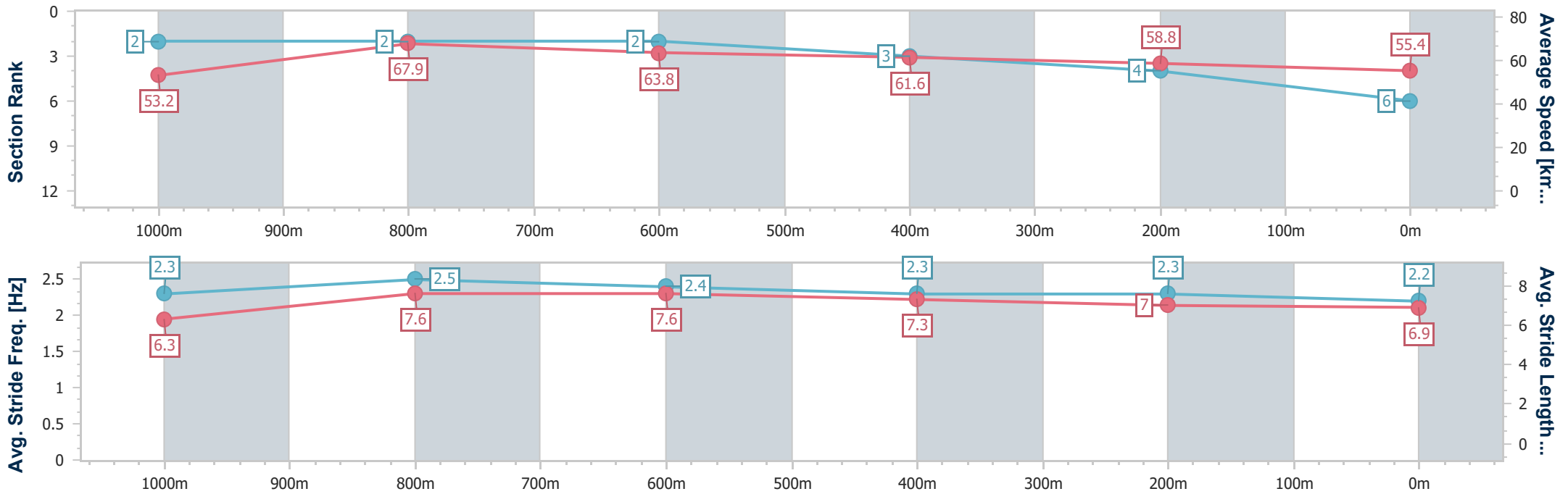
Aquis Park Gold Coast Poly QLD Professional  
 Race 6: LIFEFLIGHT LOTTERIES QTIS Three-Year-Old Maiden  
 Plate - 1200m



06 April 2024 - 14:48

Track Rating: Synthetic, Weather: Overcast, Rail Position: True

Section	Overall	1000m	800m	600m	400m	200m
Section Times	1:12.66 [6] (0:13.52)	0:59.14 [2] (0:10.66)	0:48.48 [2] (0:11.30)	0:37.18 [2] (0:11.84)	0:25.34 [3] (0:12.27)	0:13.07 [4] (0:13.07)
Average Speed [km/h]	53.2	67.9	63.8	61.6	58.8	55.4
Top Speed [km/h]	67.7	68.8	66.6	64.1	60.4	57.6
Avg. Dist. to Rail [m]	4.9	1.6	1.2	1.9	2.5	3.2
Avg. Stride Freq. [Hz]	2.3	2.5	2.4	2.3	2.3	2.2
Avg. Stride Length [m]	6.3	7.6	7.6	7.3	7.0	6.9



- [ ] Ranking at each section and finish
- .-.- No data available at this section
- NA No data available



Horse/Jockey Name	Snag Da Beans
Final Rank	7
Fastest Section Time (Section)	0:11.10 (1000m)
Top Speed [km/h] (Section)	66.9 (1000m)
Race State	Finished



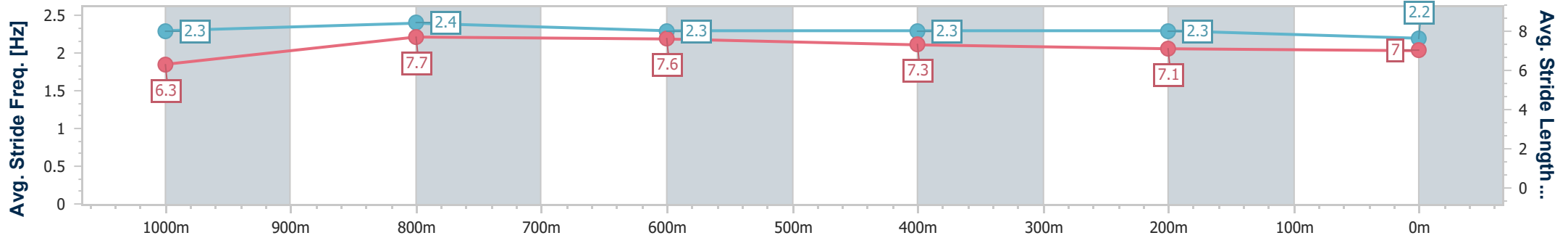
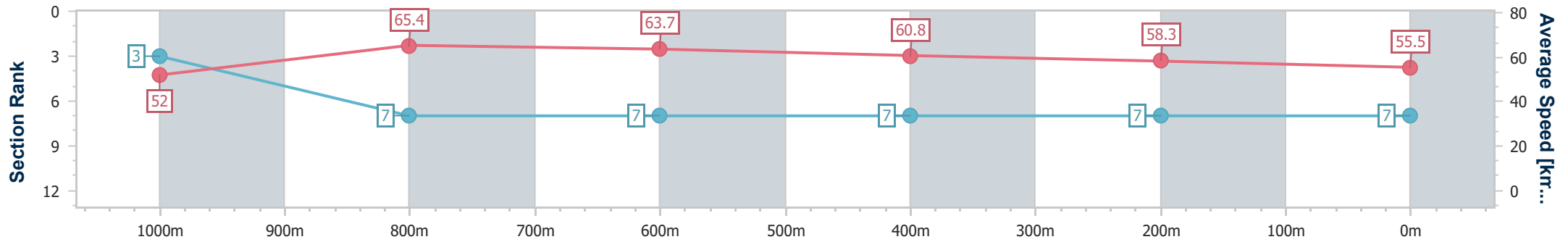
Aquis Park Gold Coast Poly QLD Professional  
 Race 6: LIFEFLIGHT LOTTERIES QTIS Three-Year-Old Maiden  
 Plate - 1200m



06 April 2024 - 14:48

Track Rating: Synthetic, Weather: Overcast, Rail Position: True

Section	Overall	1000m	800m	600m	400m	200m
Section Times	1:13.54 [7] (0:13.85)	0:59.69 [3] (0:11.10)	0:48.59 [7] (0:11.36)	0:37.23 [7] (0:11.87)	0:25.36 [7] (0:12.32)	0:13.04 [7] (0:13.04)
Average Speed [km/h]	52.0	65.4	63.7	60.8	58.3	55.5
Top Speed [km/h]	66.4	66.9	65.6	63.0	59.2	57.0
Avg. Dist. to Rail [m]	2.4	2.2	0.9	0.5	1.2	3.2
Avg. Stride Freq. [Hz]	2.3	2.4	2.3	2.3	2.3	2.2
Avg. Stride Length [m]	6.3	7.7	7.6	7.3	7.1	7.0



- [ ] Ranking at each section and finish
- .-.- No data available at this section
- NA No data available