



Rockhampton QLD Professional

Race 5: TAB 2024 RATINGS BAND 0 - 55 Handicap - 1500m

05 April 2024 - 16:05



Track Rating: Heavy 9, Weather: Showery, Rail Position: True

Section	Field Times	Overall	1400m	1200m	1000m	800m	600m	400m	Last 600m				
		1:33.02 (0:07.92)	1:25.10 (0:11.31)	1:13.79 (0:11.92)	1:01.87 (0:12.62)	0:49.25 (0:13.01)	0:36.24 (0:12.01)	0:24.23 (0:11.71)	0:36.24				
Rank	TAB Horse/Jockey	Barrier	Top Speed [km/h]	Fastest Section					Distance Travelled [m]				
1	3 SIR GRACE Warwick Satherley	3	64.3 1400m	0:07.92 Overall	1:33.02 [1] (0:07.92)	1:25.10 [1] (0:11.35)	1:13.75 [2] (0:11.88)	1:01.87 [1] (0:12.62)	0:49.25 [1] (0:13.01)	0:36.24 [1] (0:12.02)	0:24.22 [2] (0:11.70)	0:36.24	
2	4 JENNI SWENESEE Justin Huxtable	4	63.8 1400m	0:07.99 Overall	1:33.42 [2] (0:07.99)	1:25.43 [3] (0:11.43)	1:14.00 [3] (0:12.02)	1:01.98 [4] (0:12.80)	0:49.18 [5] (0:12.92)	0:36.26 [5] (0:11.72)	0:24.54 [3] (0:11.63)	0:36.26	+4
3	10 LONERGY Olivia Kendal	10	64.3 600m	0:08.52 Overall	1:33.52 [3] (0:08.52)	1:25.00 [9] (0:11.78)	1:13.22 [9] (0:11.96)	1:01.26 [9] (0:12.44)	0:48.82 [9] (0:12.92)	0:35.90 [8] (0:11.67)	0:24.23 [6] (0:11.67)	0:35.90	-2
4	5 WHATJEUDOIN' Melea Castle	5	63.0 1400m	0:08.29 Overall	1:33.71 [4] (0:08.29)	1:25.42 [6] (0:11.69)	1:13.73 [8] (0:11.76)	1:01.97 [6] (0:12.52)	0:49.45 [6] (0:13.03)	0:36.42 [6] (0:12.06)	0:24.36 [7] (0:11.89)	0:36.42	-1
5	9 DIVINE HUNTER Georgina Cartwright	9	64.0 1400m	0:08.07 Overall	1:33.76 [5] (0:08.07)	1:25.69 [5] (0:11.47)	1:14.22 [4] (0:11.88)	1:02.34 [3] (0:12.66)	0:49.68 [3] (0:12.95)	0:36.73 [3] (0:12.02)	0:24.71 [4] (0:11.97)	0:36.73	+1
6	1 FULMEN Justin Stanley	1	64.8 1400m	0:07.96 Overall	1:33.80 [6] (0:07.96)	1:25.84 [2] (0:11.27)	1:14.57 [1] (0:12.00)	1:02.57 [2] (0:12.67)	0:49.90 [2] (0:13.11)	0:36.79 [2] (0:11.78)	0:25.01 [1] (0:11.95)	0:36.79	+3
7	11 RUFFIN' IT Alisha Donald	11	63.2 1400m	0:08.05 Overall	1:33.87 [7] (0:08.05)	1:25.82 [4] (0:11.55)	1:14.27 [5] (0:12.07)	1:02.20 [5] (0:12.54)	0:49.66 [4] (0:12.85)	0:36.81 [4] (0:12.05)	0:24.76 [5] (0:12.04)	0:36.81	+6
8	8 SHADOW PROJECT Jackson Murphy	8	64.5 1400m	0:08.35 Overall	1:35.38 [8] (0:08.35)	1:27.03 [7] (0:11.55)	1:15.48 [6] (0:12.01)	1:03.47 [8] (0:12.53)	0:50.94 [7] (0:13.00)	0:37.94 [7] (0:11.97)	0:25.97 [8] (0:12.03)	0:37.94	-5
9	6 COMMENTS Damien Boutet	6	64.7 1400m	0:08.35 Overall	1:37.13 [9] (0:08.35)	1:28.78 [8] (0:11.59)	1:17.19 [7] (0:11.94)	1:05.25 [7] (0:12.72)	0:52.53 [8] (0:13.12)	0:39.41 [9] (0:12.28)	0:27.13 [9] (0:12.72)	0:39.41	+6

Scratched: Flamenco Rose (#7), Young Henry (#2)



Rockhampton QLD Professional

Race 5: TAB 2024 RATINGS BAND 0 - 55 Handicap - 1500m



05 April 2024 - 16:05

Track Rating: Heavy 9, Weather: Showery, Rail Position: True

Section							200m			Last 600m
Field Times							0:12.52			0:36.24
						(0:12.52)				
Rank	TAB	Horse/Jockey	Barrier	Top Speed [km/h]	Fastest Section	Margin				Distance Travelled [m]
1	3	SIR GRACE Warwick Satherley	3	64.3 1400m	0:07.92 Overall	0:12.52 [1] (0:12.52)	1:33.02		0:36.24	
2	4	JENNI SWENESEE Justin Huxtable	4	63.8 1400m	0:07.99 Overall	0:12.91 [2] (0:12.91)	2.31L		0:36.26	+4
3	10	LONERGY Olivia Kendal	10	64.3 600m	0:08.52 Overall	0:12.56 [4] (0:12.56)	2.91L		0:35.90	-2
4	5	WHATJEUDOIN' Melea Castle	5	63.0 1400m	0:08.29 Overall	0:12.47 [7] (0:12.47)	4.07L		0:36.42	-1
5	9	DIVINE HUNTER Georgina Cartwright	9	64.0 1400m	0:08.07 Overall	0:12.74 [5] (0:12.74)	4.33L		0:36.73	+1
6	1	FULMEN Justin Stanley	1	64.8 1400m	0:07.96 Overall	0:13.06 [3] (0:13.06)	4.58L		0:36.79	+3
7	11	RUFFIN' IT Alisha Donald	11	63.2 1400m	0:08.05 Overall	0:12.72 [6] (0:12.72)	4.97L		0:36.81	+6
8	8	SHADOW PROJECT Jackson Murphy	8	64.5 1400m	0:08.35 Overall	0:13.94 [8] (0:13.94)	13.89L		0:37.94	-5
9	6	COMMENTS Damien Boutet	6	64.7 1400m	0:08.35 Overall	0:14.41 [9] (0:14.41)	24.14L		0:39.41	+6

Scratched: Flamenco Rose (#7), Young Henry (#2)



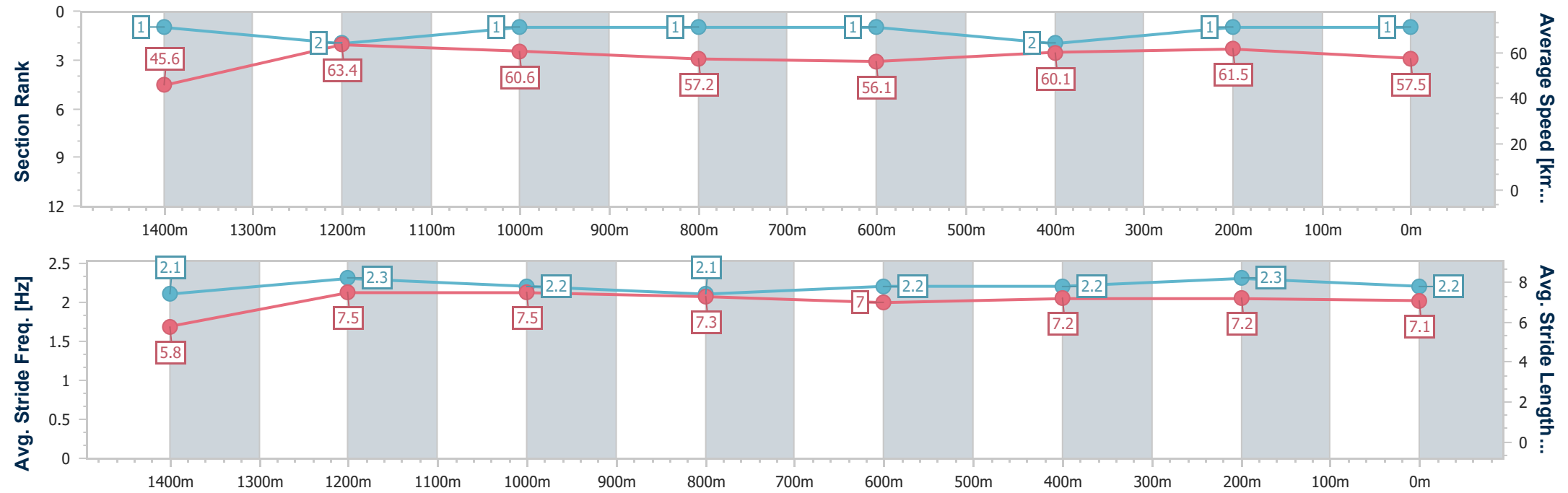
Horse/Jockey Name	Sir Grace
Final Rank	1
Fastest Section Time (Section)	0:07.92 (Overall)
Top Speed [km/h] (Section)	64.3 (1400m)
Race State	Finished



Rockhampton QLD Professional
 Race 5: TAB 2024 RATINGS BAND 0 - 55 Handicap - 1500m
 05 April 2024 - 16:05
 Track Rating: Heavy 9, Weather: Showery, Rail Position: True



Section	Overall	1400m	1200m	1000m	800m	600m	400m	200m
Section Times	1:33.02 [1] (0:07.92)	1:25.10 [1] (0:11.35)	1:13.75 [2] (0:11.88)	1:01.87 [1] (0:12.62)	0:49.25 [1] (0:13.01)	0:36.24 [1] (0:12.02)	0:24.22 [2] (0:11.70)	0:12.52 [1] (0:12.52)
Average Speed [km/h]	45.6	63.4	60.6	57.2	56.1	60.1	61.5	57.5
Top Speed [km/h]	61.0	64.3	63.0	58.9	57.6	61.4	62.2	60.3
Avg. Dist. to Rail [m]	7.2	0.6	0.2	0.3	1.9	2.5	2.6	2.8
Avg. Stride Freq. [Hz]	2.1	2.3	2.2	2.1	2.2	2.2	2.3	2.2
Avg. Stride Length [m]	5.8	7.5	7.5	7.3	7.0	7.2	7.2	7.1



- [] Ranking at each section and finish
- .-.- No data available at this section
- NA No data available



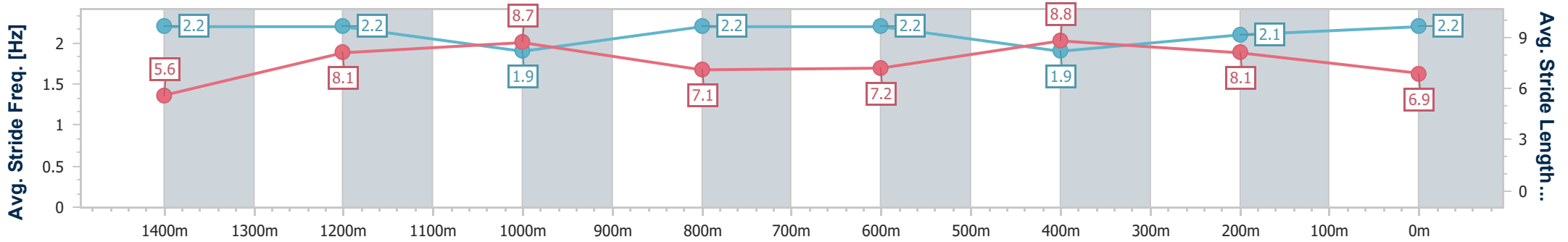
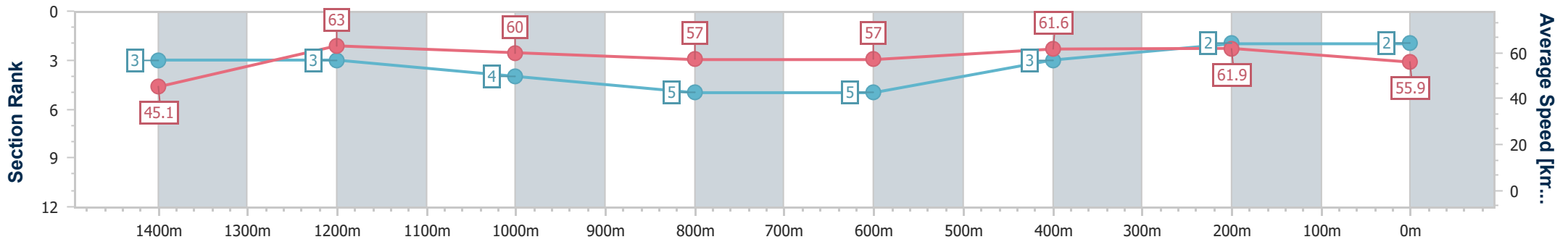
Horse/Jockey Name	Jenni Swenesee
Final Rank	2
Fastest Section Time (Section)	0:07.99 (Overall)
Top Speed [km/h] (Section)	63.8 (1400m)
Race State	Finished



Rockhampton QLD Professional
 Race 5: TAB 2024 RATINGS BAND 0 - 55 Handicap - 1500m
 05 April 2024 - 16:05
 Track Rating: Heavy 9, Weather: Showery, Rail Position: True



Section	Overall	1400m	1200m	1000m	800m	600m	400m	200m
Section Times	1:33.42 [2] (0:07.99)	1:25.43 [3] (0:11.43)	1:14.00 [3] (0:12.02)	1:01.98 [4] (0:12.80)	0:49.18 [5] (0:12.92)	0:36.26 [5] (0:11.72)	0:24.54 [3] (0:11.63)	0:12.91 [2] (0:12.91)
Average Speed [km/h]	45.1	63.0	60.0	57.0	57.0	61.6	61.9	55.9
Top Speed [km/h]	61.0	63.8	62.7	58.1	59.8	63.3	63.7	59.6
Avg. Dist. to Rail [m]	8.8	2.6	1.9	2.1	2.9	2.9	4.4	6.3
Avg. Stride Freq. [Hz]	2.2	2.2	1.9	2.2	2.2	1.9	2.1	2.2
Avg. Stride Length [m]	5.6	8.1	8.7	7.1	7.2	8.8	8.1	6.9



- [] Ranking at each section and finish
- .-.- No data available at this section
- NA No data available



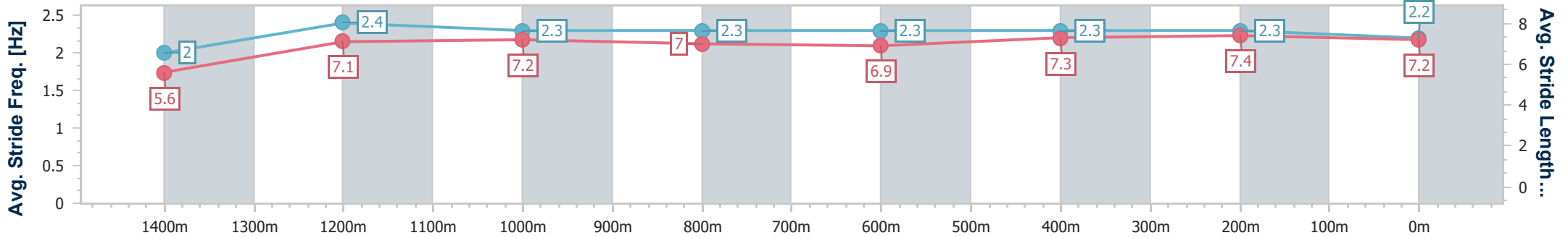
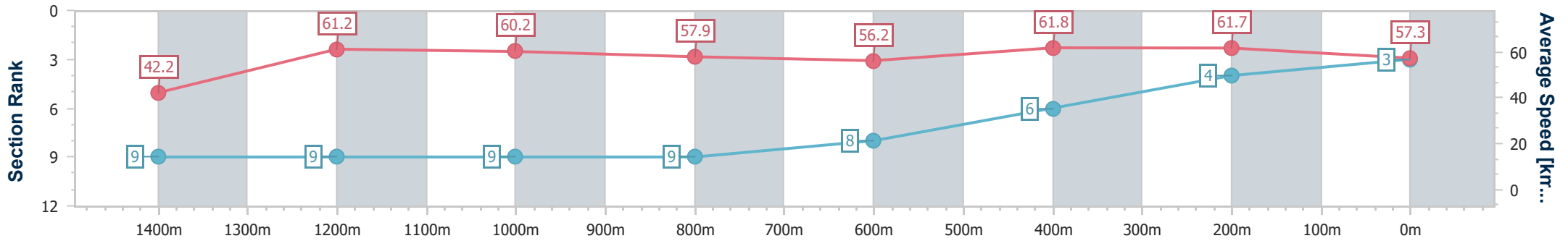
Horse/Jockey Name	Lonegry
Final Rank	3
Fastest Section Time (Section)	0:08.52 (Overall)
Top Speed [km/h] (Section)	64.3 (600m)
Race State	Finished



Rockhampton QLD Professional
 Race 5: TAB 2024 RATINGS BAND 0 - 55 Handicap - 1500m
 05 April 2024 - 16:05
 Track Rating: Heavy 9, Weather: Showery, Rail Position: True



Section	Overall	1400m	1200m	1000m	800m	600m	400m	200m
Section Times	1:33.52 [3] (0:08.52)	1:25.00 [9] (0:11.78)	1:13.22 [9] (0:11.96)	1:01.26 [9] (0:12.44)	0:48.82 [9] (0:12.92)	0:35.90 [8] (0:11.67)	0:24.23 [6] (0:11.67)	0:12.56 [4] (0:12.56)
Average Speed [km/h]	42.2	61.2	60.2	57.9	56.2	61.8	61.7	57.3
Top Speed [km/h]	57.5	62.8	62.0	59.3	58.1	64.3	63.6	60.0
Avg. Dist. to Rail [m]	4.6	0.3	0.3	0.4	1.3	2.0	1.7	2.3
Avg. Stride Freq. [Hz]	2.0	2.4	2.3	2.3	2.3	2.3	2.3	2.2
Avg. Stride Length [m]	5.6	7.1	7.2	7.0	6.9	7.3	7.4	7.2



- [] Ranking at each section and finish
- .-.- No data available at this section
- NA No data available



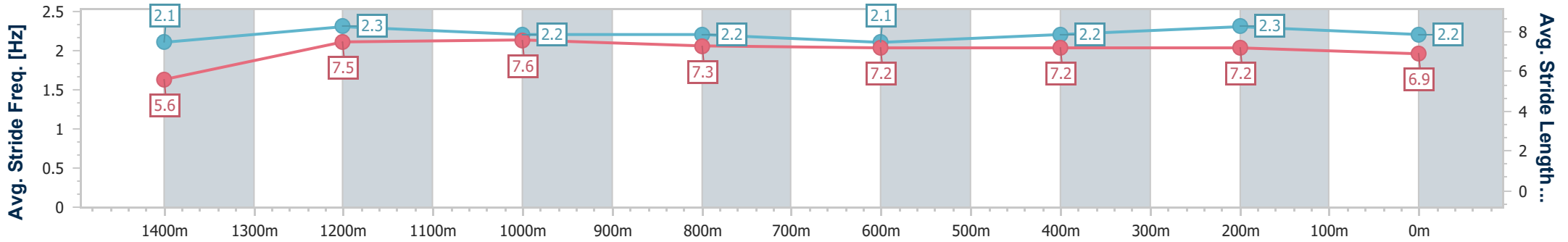
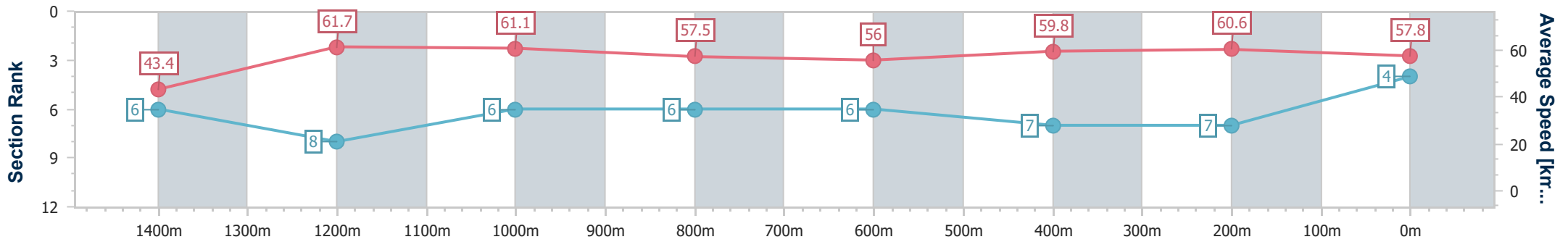
Horse/Jockey Name	Whatjeudoin'
Final Rank	4
Fastest Section Time (Section)	0:08.29 (Overall)
Top Speed [km/h] (Section)	63.0 (1400m)
Race State	Finished



Rockhampton QLD Professional
 Race 5: TAB 2024 RATINGS BAND 0 - 55 Handicap - 1500m
 05 April 2024 - 16:05
 Track Rating: Heavy 9, Weather: Showery, Rail Position: True



Section	Overall	1400m	1200m	1000m	800m	600m	400m	200m
Section Times	1:33.71 [4] (0:08.29)	1:25.42 [6] (0:11.69)	1:13.73 [8] (0:11.76)	1:01.97 [6] (0:12.52)	0:49.45 [6] (0:13.03)	0:36.42 [6] (0:12.06)	0:24.36 [7] (0:11.89)	0:12.47 [7] (0:12.47)
Average Speed [km/h]	43.4	61.7	61.1	57.5	56.0	59.8	60.6	57.8
Top Speed [km/h]	56.4	63.0	62.7	59.3	57.6	61.6	61.7	59.5
Avg. Dist. to Rail [m]	6.0	1.1	0.5	0.4	1.6	4.2	6.3	7.5
Avg. Stride Freq. [Hz]	2.1	2.3	2.2	2.2	2.1	2.2	2.3	2.2
Avg. Stride Length [m]	5.6	7.5	7.6	7.3	7.2	7.2	7.2	6.9



- [] Ranking at each section and finish
- .-.- No data available at this section
- NA No data available



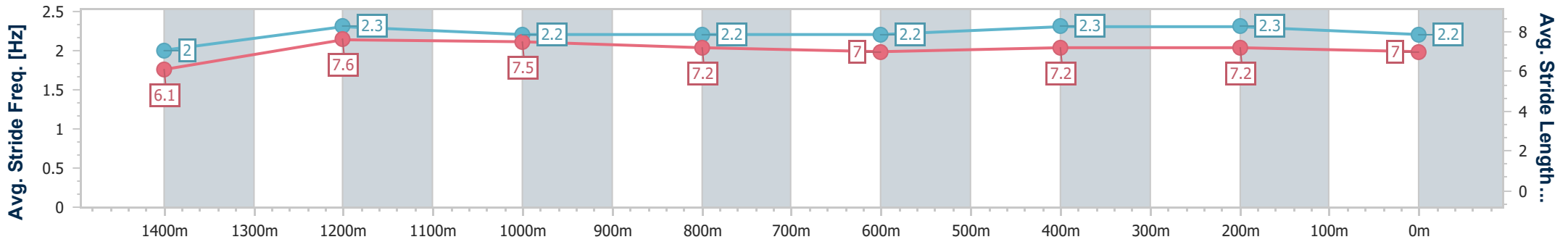
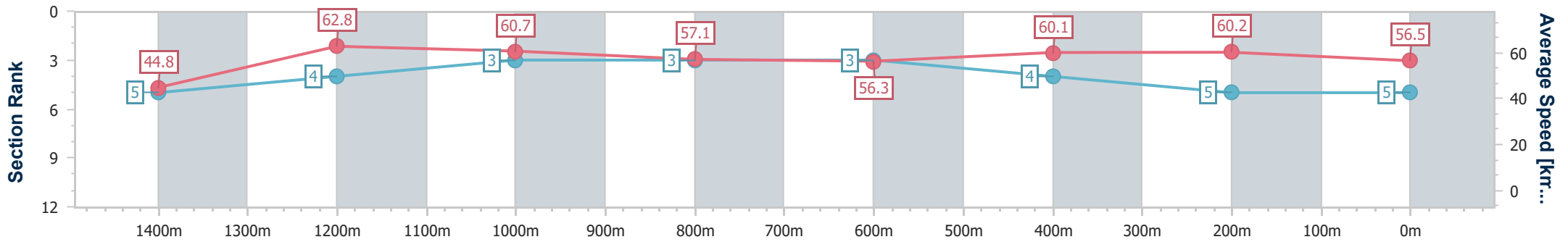
Horse/Jockey Name	Divine Hunter
Final Rank	5
Fastest Section Time (Section)	0:08.07 (Overall)
Top Speed [km/h] (Section)	64.0 (1400m)
Race State	Finished



Rockhampton QLD Professional
 Race 5: TAB 2024 RATINGS BAND 0 - 55 Handicap - 1500m
 05 April 2024 - 16:05
 Track Rating: Heavy 9, Weather: Showery, Rail Position: True



Section	Overall	1400m	1200m	1000m	800m	600m	400m	200m
Section Times	1:33.76 [5] (0:08.07)	1:25.69 [5] (0:11.47)	1:14.22 [4] (0:11.88)	1:02.34 [3] (0:12.66)	0:49.68 [3] (0:12.95)	0:36.73 [3] (0:12.02)	0:24.71 [4] (0:11.97)	0:12.74 [5] (0:12.74)
Average Speed [km/h]	44.8	62.8	60.7	57.1	56.3	60.1	60.2	56.5
Top Speed [km/h]	60.6	64.0	63.0	58.9	58.2	62.0	61.3	59.4
Avg. Dist. to Rail [m]	5.0	0.5	0.4	0.8	1.8	3.4	5.8	6.0
Avg. Stride Freq. [Hz]	2.0	2.3	2.2	2.2	2.2	2.3	2.3	2.2
Avg. Stride Length [m]	6.1	7.6	7.5	7.2	7.0	7.2	7.2	7.0



- [] Ranking at each section and finish
- .-.- No data available at this section
- NA No data available



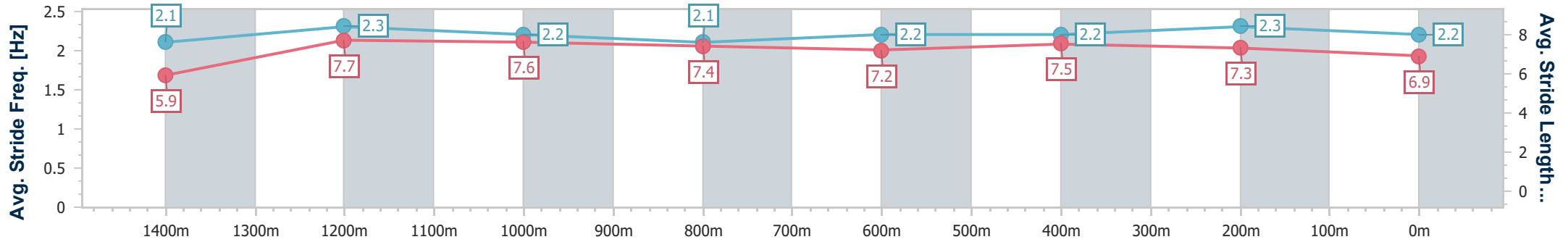
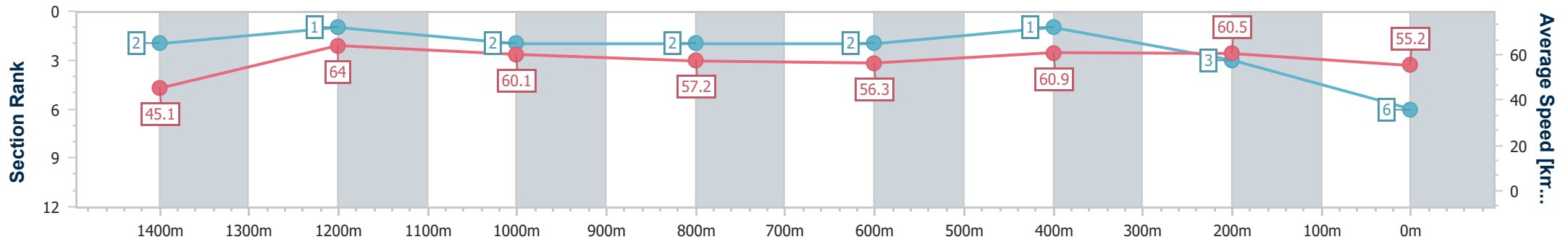
Horse/Jockey Name	Fulmen
Final Rank	6
Fastest Section Time (Section)	0:07.96 (Overall)
Top Speed [km/h] (Section)	64.8 (1400m)
Race State	Finished



Rockhampton QLD Professional
 Race 5: TAB 2024 RATINGS BAND 0 - 55 Handicap - 1500m
 05 April 2024 - 16:05
 Track Rating: Heavy 9, Weather: Showery, Rail Position: True



Section	Overall	1400m	1200m	1000m	800m	600m	400m	200m
Section Times	1:33.80 [6] (0:07.96)	1:25.84 [2] (0:11.27)	1:14.57 [1] (0:12.00)	1:02.57 [2] (0:12.67)	0:49.90 [2] (0:13.11)	0:36.79 [2] (0:11.78)	0:25.01 [1] (0:11.95)	0:13.06 [3] (0:13.06)
Average Speed [km/h]	45.1	64.0	60.1	57.2	56.3	60.9	60.5	55.2
Top Speed [km/h]	60.7	64.8	63.4	58.3	58.6	64.6	64.4	58.0
Avg. Dist. to Rail [m]	10.4	3.3	0.9	1.5	2.8	3.0	3.9	4.4
Avg. Stride Freq. [Hz]	2.1	2.3	2.2	2.1	2.2	2.2	2.3	2.2
Avg. Stride Length [m]	5.9	7.7	7.6	7.4	7.2	7.5	7.3	6.9



- [] Ranking at each section and finish
- .-.- No data available at this section
- NA No data available



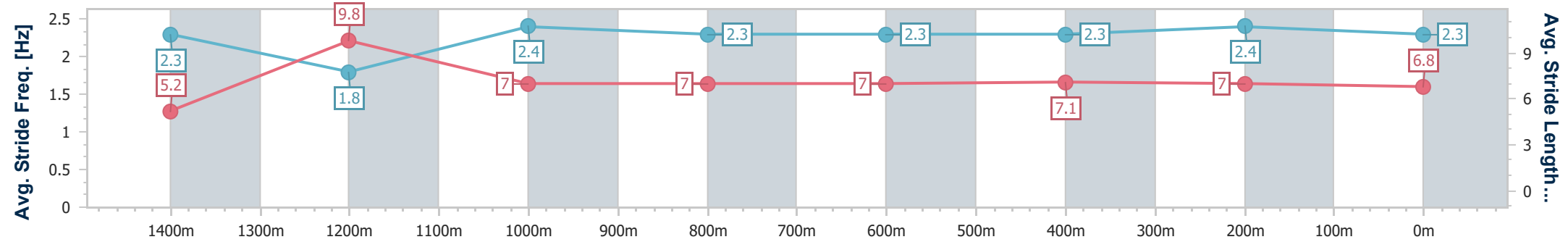
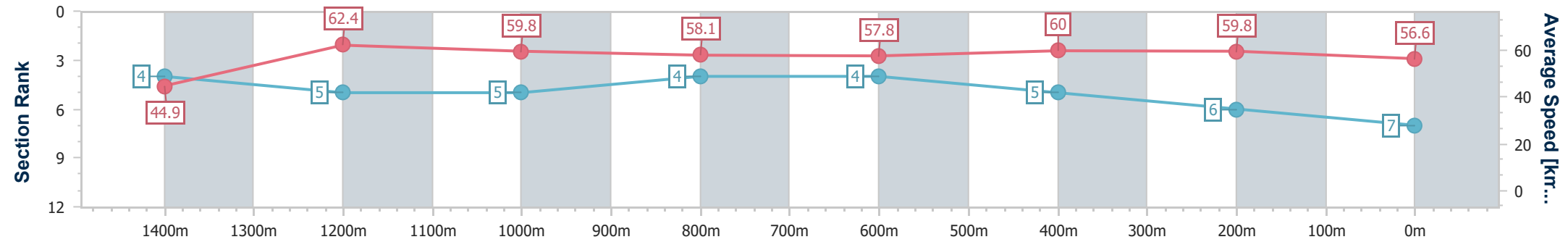
Horse/Jockey Name	Ruffin' It
Final Rank	7
Fastest Section Time (Section)	0:08.05 (Overall)
Top Speed [km/h] (Section)	63.2 (1400m)
Race State	Finished



Rockhampton QLD Professional
 Race 5: TAB 2024 RATINGS BAND 0 - 55 Handicap - 1500m
 05 April 2024 - 16:05
 Track Rating: Heavy 9, Weather: Showery, Rail Position: True



Section	Overall	1400m	1200m	1000m	800m	600m	400m	200m
Section Times	1:33.87 [7] (0:08.05)	1:25.82 [4] (0:11.55)	1:14.27 [5] (0:12.07)	1:02.20 [5] (0:12.54)	0:49.66 [4] (0:12.85)	0:36.81 [4] (0:12.05)	0:24.76 [5] (0:12.04)	0:12.72 [6] (0:12.72)
Average Speed [km/h]	44.9	62.4	59.8	58.1	57.8	60.0	59.8	56.6
Top Speed [km/h]	59.2	63.2	61.8	59.1	58.4	61.5	61.5	59.4
Avg. Dist. to Rail [m]	9.5	2.9	1.9	2.3	3.8	6.4	8.0	9.3
Avg. Stride Freq. [Hz]	2.3	1.8	2.4	2.3	2.3	2.3	2.4	2.3
Avg. Stride Length [m]	5.2	9.8	7.0	7.0	7.0	7.1	7.0	6.8



- [] Ranking at each section and finish
- .-.- No data available at this section
- NA No data available



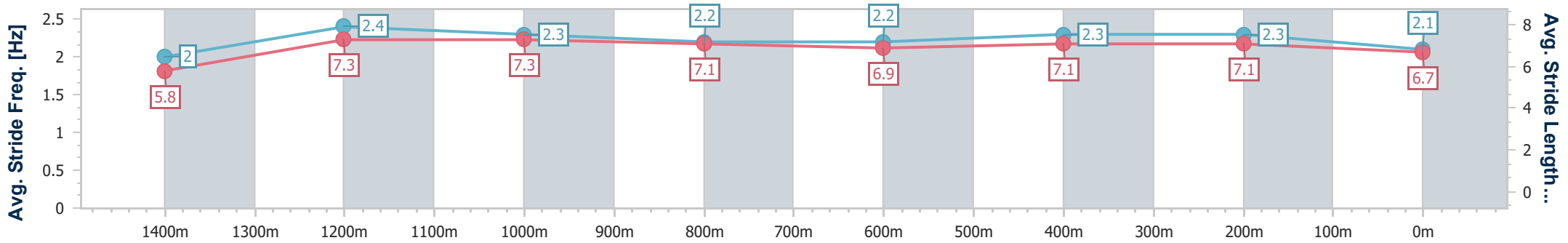
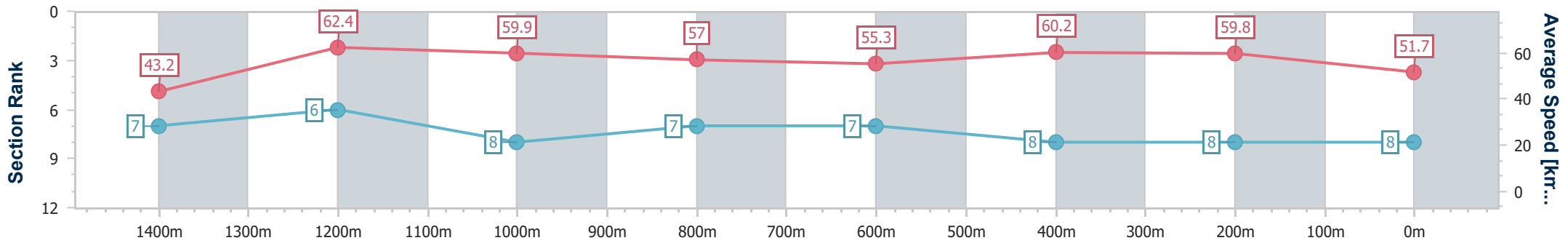
Horse/Jockey Name	Shadow Project
Final Rank	8
Fastest Section Time (Section)	0:08.35 (Overall)
Top Speed [km/h] (Section)	64.5 (1400m)
Race State	Finished



Rockhampton QLD Professional
 Race 5: TAB 2024 RATINGS BAND 0 - 55 Handicap - 1500m
 05 April 2024 - 16:05
 Track Rating: Heavy 9, Weather: Showery, Rail Position: True



Section	Overall	1400m	1200m	1000m	800m	600m	400m	200m
Section Times	1:35.38 [8] (0:08.35)	1:27.03 [7] (0:11.55)	1:15.48 [6] (0:12.01)	1:03.47 [8] (0:12.53)	0:50.94 [7] (0:13.00)	0:37.94 [7] (0:11.97)	0:25.97 [8] (0:12.03)	0:13.94 [8] (0:13.94)
Average Speed [km/h]	43.2	62.4	59.9	57.0	55.3	60.2	59.8	51.7
Top Speed [km/h]	58.7	64.5	62.9	58.7	56.5	63.0	61.7	57.5
Avg. Dist. to Rail [m]	8.7	1.3	0.2	1.0	1.0	3.3	6.3	7.7
Avg. Stride Freq. [Hz]	2.0	2.4	2.3	2.2	2.2	2.3	2.3	2.1
Avg. Stride Length [m]	5.8	7.3	7.3	7.1	6.9	7.1	7.1	6.7



- [] Ranking at each section and finish
- .-.- No data available at this section
- NA No data available



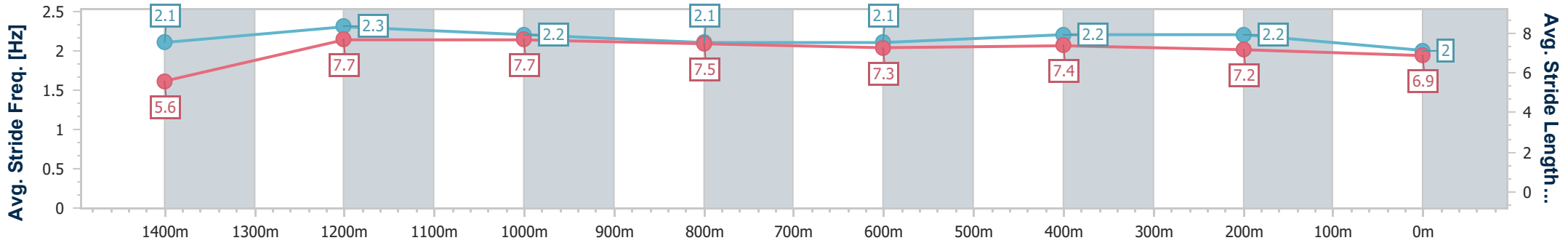
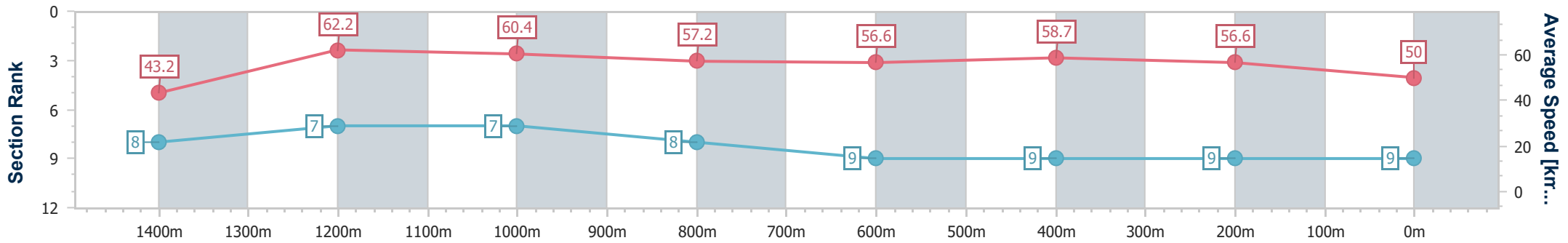
Horse/Jockey Name	Comments
Final Rank	9
Fastest Section Time (Section)	0:08.35 (Overall)
Top Speed [km/h] (Section)	64.7 (1400m)
Race State	Finished



Rockhampton QLD Professional
 Race 5: TAB 2024 RATINGS BAND 0 - 55 Handicap - 1500m
 05 April 2024 - 16:05
 Track Rating: Heavy 9, Weather: Showery, Rail Position: True



Section	Overall	1400m	1200m	1000m	800m	600m	400m	200m
Section Times	1:37.13 [9] (0:08.35)	1:28.78 [8] (0:11.59)	1:17.19 [7] (0:11.94)	1:05.25 [7] (0:12.72)	0:52.53 [8] (0:13.12)	0:39.41 [9] (0:12.28)	0:27.13 [9] (0:12.72)	0:14.41 [9] (0:14.41)
Average Speed [km/h]	43.2	62.2	60.4	57.2	56.6	58.7	56.6	50.0
Top Speed [km/h]	58.3	64.7	62.9	58.6	57.6	60.1	58.9	54.4
Avg. Dist. to Rail [m]	12.3	3.5	1.7	2.0	3.5	6.6	7.2	7.7
Avg. Stride Freq. [Hz]	2.1	2.3	2.2	2.1	2.1	2.2	2.2	2.0
Avg. Stride Length [m]	5.6	7.7	7.7	7.5	7.3	7.4	7.2	6.9



- [] Ranking at each section and finish
- .-.- No data available at this section
- NA No data available