



# Rockhampton QLD Professional

## Race 2: GREAT NORTHERN 2024 QTIS Two-Year-Old Maiden Handicap - 1100m

05 April 2024 - 14:19



Track Rating: Soft 6, Weather: Showery, Rail Position: True

Section		Overall	1000m	800m	600m	400m	200m	Last 600m					
Field Times		1:05.78 (0:07.19)	0:58.59 (0:10.99)	0:47.60 (0:12.10)	0:35.50 (0:11.43)	0:24.07 (0:11.59)	0:12.48 (0:12.48)	0:35.50					
Rank	TAB Horse/Jockey	Barrier	Top Speed [km/h]	Fastest Section							Margin	Distance Travelled [m]	
1	13 SUN WORSHIPPER Olivia Kendal	13	66.9 1000m	0:07.21 Overall	1:05.78 [1] (0:07.21)	0:58.57 [2] (0:11.04)	0:47.53 [2] (0:12.06)	0:35.47 [2] (0:11.40)	0:24.07 [1] (0:11.62)	0:12.45 [2] (0:12.45)	1:05.78	0:35.47	
2	2 ASTRA STAR Justin Huxtable	2	65.8 1000m	0:07.24 Overall	1:05.85 [2] (0:07.24)	0:58.61 [3] (0:11.23)	0:47.38 [3] (0:12.08)	0:35.30 [4] (0:11.30)	0:24.00 [4] (0:11.45)	0:12.55 [1] (0:12.55)	0.41L	0:35.30	+3
3	3 THE HOME TEAM Ashley Butler	3	68.4 1000m	0:07.19 Overall	1:06.27 [3] (0:07.19)	0:59.08 [1] (0:10.99)	0:48.09 [1] (0:12.10)	0:35.99 [1] (0:11.45)	0:24.54 [2] (0:11.73)	0:12.81 [3] (0:12.81)	2.92L	0:35.99	+3
4	6 GOOD GIRL POLLY Karl Zechner	6	67.2 1000m	0:07.52 Overall	1:06.29 [4] (0:07.52)	0:58.77 [9] (0:11.20)	0:47.57 [6] (0:12.07)	0:35.50 [6] (0:11.27)	0:24.23 [5] (0:11.73)	0:12.50 [5] (0:12.50)	3L	0:35.50	+4
5	11 QUERIDA Warwick Satherley	11	65.3 1000m	0:07.73 Overall	1:06.42 [5] (0:07.73)	0:58.69 [12] (0:11.35)	0:47.34 [12] (0:11.91)	0:35.43 [11] (0:11.33)	0:24.10 [8] (0:11.54)	0:12.56 [6] (0:12.56)	3.79L	0:35.43	+9
6	10 LITTLE TOWN FLASH Justin Stanley	10	66.2 1000m	0:07.51 Overall	1:06.84 [6] (0:07.51)	0:59.33 [8] (0:11.27)	0:48.06 [8] (0:12.09)	0:35.97 [8] (0:11.28)	0:24.69 [7] (0:11.88)	0:12.81 [7] (0:12.81)	6.27L	0:35.97	+7
7	4 TRISCAY'S WAR PASS Jackson Murphy	4	66.3 1000m	0:07.54 Overall	1:07.14 [7] (0:07.54)	0:59.60 [10] (0:11.36)	0:48.24 [9] (0:11.99)	0:36.25 [9] (0:11.43)	0:24.82 [9] (0:11.80)	0:13.02 [8] (0:13.02)	8L	0:36.25	+10
8	15 MISHANI AMORE Madeleine Wishart	15	65.3 1000m	0:07.68 Overall	1:07.17 [8] (0:07.68)	0:59.49 [11] (0:11.33)	0:48.16 [11] (0:11.99)	0:36.17 [12] (0:11.52)	0:24.65 [10] (0:11.85)	0:12.80 [10] (0:12.80)	8.16L	0:36.17	+2
9	12 RANRAHRAH Ryan Wiggins	12	66.6 1000m	0:07.25 Overall	1:07.27 [9] (0:07.25)	1:00.02 [4] (0:11.22)	0:48.80 [4] (0:11.92)	0:36.88 [3] (0:11.37)	0:25.51 [3] (0:12.00)	0:13.51 [4] (0:13.51)	8.79L	0:36.88	+6
10	7 ACTIVATED Melea Castle	7	64.7 1000m	0:07.49 Overall	1:07.64 [10] (0:07.49)	1:00.15 [7] (0:11.50)	0:48.65 [10] (0:11.99)	0:36.66 [10] (0:11.58)	0:25.08 [11] (0:12.09)	0:12.99 [11] (0:12.99)	10.95L	0:36.66	+12

Scratched: Ithinkbeta (#14), Firebreak (#8), Acedrod (#1)



# Rockhampton QLD Professional

## Race 2: GREAT NORTHERN 2024 QTIS Two-Year-Old Maiden Handicap - 1100m

05 April 2024 - 14:19



Track Rating: Soft 6, Weather: Showery, Rail Position: True

Section	Overall	1000m	800m	600m	400m	200m	Last 600m
Field Times	1:05.78 (0:07.19)	0:58.59 (0:10.99)	0:47.60 (0:12.10)	0:35.50 (0:11.43)	0:24.07 (0:11.59)	0:12.48 (0:12.48)	0:35.50

Rank	TAB	Horse/Jockey	Barrier	Top Speed [km/h]	Fastest Section	Overall	1000m	800m	600m	400m	200m	Margin	Distance Travelled [m]	
11	5	GREEN LABEL	5	66.9	0:07.45	1:08.11 [11]	1:00.66 [6]	0:49.50 [5]	0:37.53 [5]	0:26.02 [6]	0:13.78 [9]	13.72L	0:37.53	+11
		Georgina Cartwright		1000m	Overall	(0:07.45)	(0:11.16)	(0:11.97)	(0:11.51)	(0:12.24)	(0:13.78)			
12	9	CLUCK	9	67.6	0:07.33	1:09.02 [12]	1:01.69 [5]	0:50.30 [7]	0:38.20 [7]	0:26.24 [12]	0:13.65 [12]	19.08L	0:38.20	+15
		Les Tilley		1000m	Overall	(0:07.33)	(0:11.39)	(0:12.10)	(0:11.96)	(0:12.59)	(0:13.65)			

Scratched: Ithinkbeta (#14), Firebreak (#8), Acedrod (#1)



Horse/Jockey Name	Sun Worshipper
Final Rank	1
Fastest Section Time (Section)	0:07.21 (Overall)
Top Speed [km/h] (Section)	66.9 (1000m)
Race State	Finished

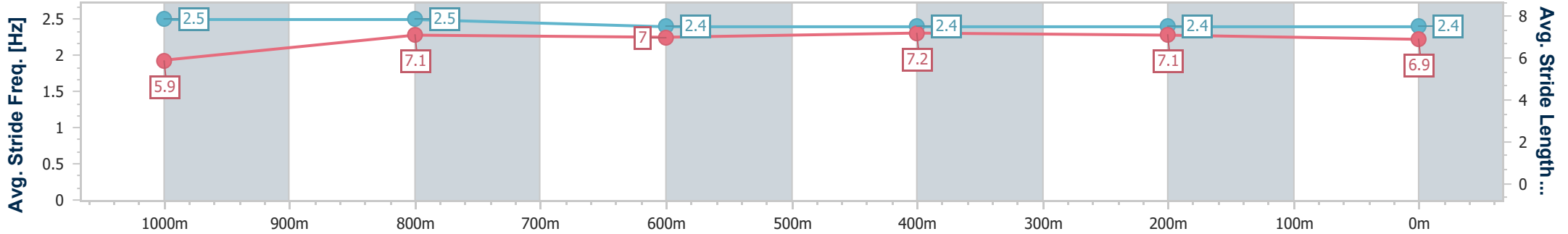
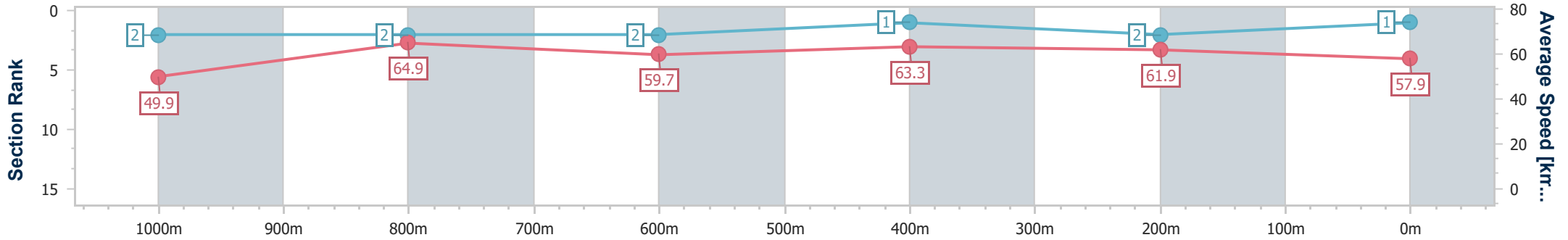


Rockhampton QLD Professional  
 Race 2: GREAT NORTHERN 2024 QTIS Two-Year-Old Maiden Handicap - 1100m  
 05 April 2024 - 14:19



Track Rating: Soft 6, Weather: Showery, Rail Position: True

Section	Overall	1000m	800m	600m	400m	200m
Section Times	1:05.78 [1] (0:07.21)	0:58.57 [2] (0:11.04)	0:47.53 [2] (0:12.06)	0:35.47 [2] (0:11.40)	0:24.07 [1] (0:11.62)	0:12.45 [2] (0:12.45)
Average Speed [km/h]	49.9	64.9	59.7	63.3	61.9	57.9
Top Speed [km/h]	64.0	66.9	61.6	65.9	64.9	60.6
Avg. Dist. to Rail [m]	2.5	0.7	0.9	1.4	1.8	3.3
Avg. Stride Freq. [Hz]	2.5	2.5	2.4	2.4	2.4	2.4
Avg. Stride Length [m]	5.9	7.1	7.0	7.2	7.1	6.9



- [ ] Ranking at each section and finish
- .-.- No data available at this section
- NA No data available



Horse/Jockey Name	Astra Star
Final Rank	2
Fastest Section Time (Section)	0:07.24 (Overall)
Top Speed [km/h] (Section)	65.8 (1000m)
Race State	Finished

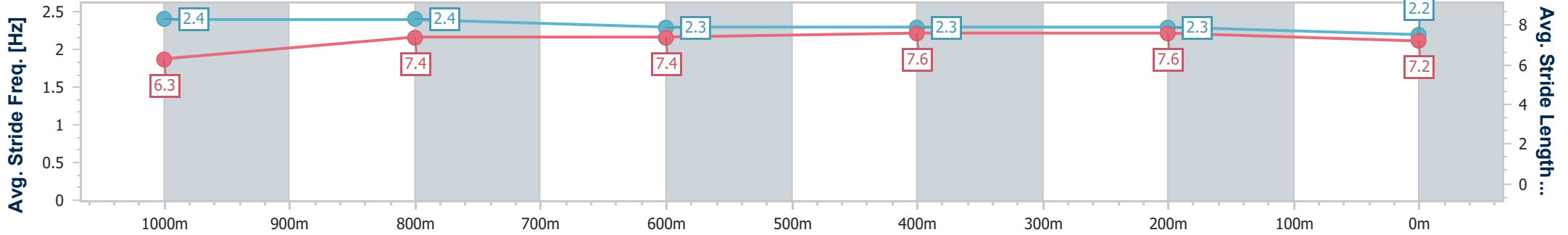
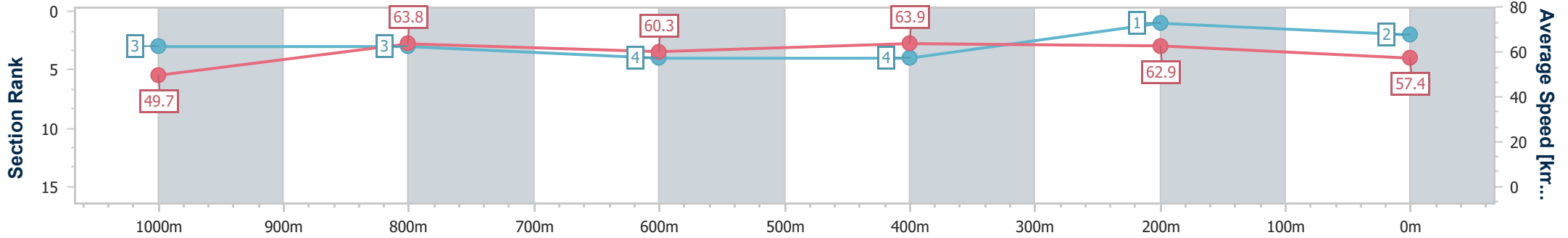


Rockhampton QLD Professional  
 Race 2: GREAT NORTHERN 2024 QTIS Two-Year-Old Maiden Handicap - 1100m  
 05 April 2024 - 14:19



Track Rating: Soft 6, Weather: Showery, Rail Position: True

Section	Overall	1000m	800m	600m	400m	200m
Section Times	1:05.85 [2] (0:07.24)	0:58.61 [3] (0:11.23)	0:47.38 [3] (0:12.08)	0:35.30 [4] (0:11.30)	0:24.00 [4] (0:11.45)	0:12.55 [1] (0:12.55)
Average Speed [km/h]	49.7	63.8	60.3	63.9	62.9	57.4
Top Speed [km/h]	62.8	65.8	62.1	65.0	64.0	62.4
Avg. Dist. to Rail [m]	3.8	0.9	1.6	2.7	3.5	5.0
Avg. Stride Freq. [Hz]	2.4	2.4	2.3	2.3	2.3	2.2
Avg. Stride Length [m]	6.3	7.4	7.4	7.6	7.6	7.2



- [ ] Ranking at each section and finish
- .-.- No data available at this section
- NA No data available



Horse/Jockey Name	The Home Team
Final Rank	3
Fastest Section Time (Section)	0:07.19 (Overall)
Top Speed [km/h] (Section)	68.4 (1000m)
Race State	Finished

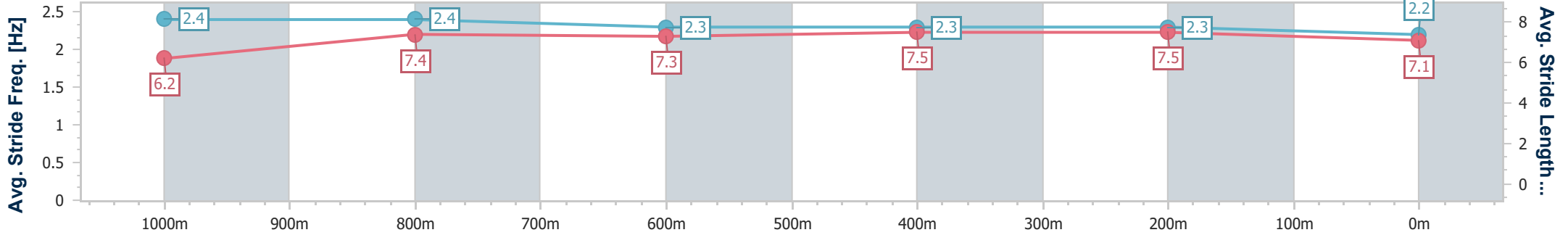
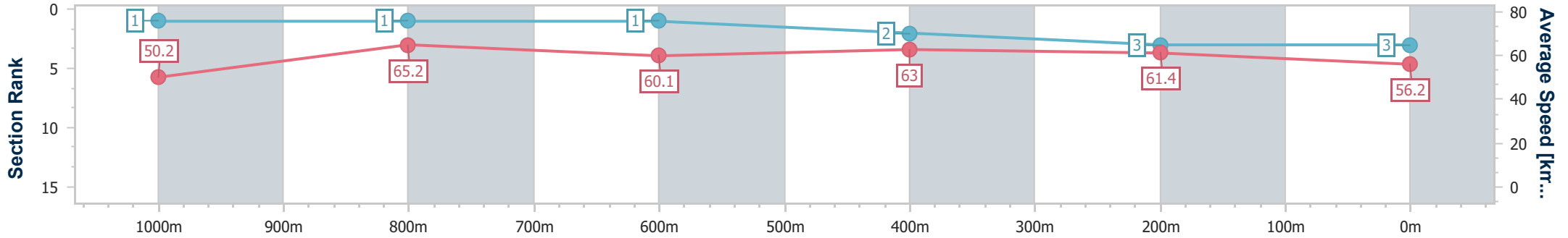


Rockhampton QLD Professional  
 Race 2: GREAT NORTHERN 2024 QTIS Two-Year-Old Maiden Handicap - 1100m  
 05 April 2024 - 14:19



Track Rating: Soft 6, Weather: Showery, Rail Position: True

Section	Overall	1000m	800m	600m	400m	200m
Section Times	1:06.27 [3] (0:07.19)	0:59.08 [1] (0:10.99)	0:48.09 [1] (0:12.10)	0:35.99 [1] (0:11.45)	0:24.54 [2] (0:11.73)	0:12.81 [3] (0:12.81)
Average Speed [km/h]	50.2	65.2	60.1	63.0	61.4	56.2
Top Speed [km/h]	64.8	68.4	61.6	65.0	64.0	59.3
Avg. Dist. to Rail [m]	4.9	1.0	1.6	2.9	3.8	5.6
Avg. Stride Freq. [Hz]	2.4	2.4	2.3	2.3	2.3	2.2
Avg. Stride Length [m]	6.2	7.4	7.3	7.5	7.5	7.1



- [ ] Ranking at each section and finish
- .-.- No data available at this section
- NA No data available



Horse/Jockey Name	Good Girl Polly
Final Rank	4
Fastest Section Time (Section)	0:07.52 (Overall)
Top Speed [km/h] (Section)	67.2 (1000m)
Race State	Finished

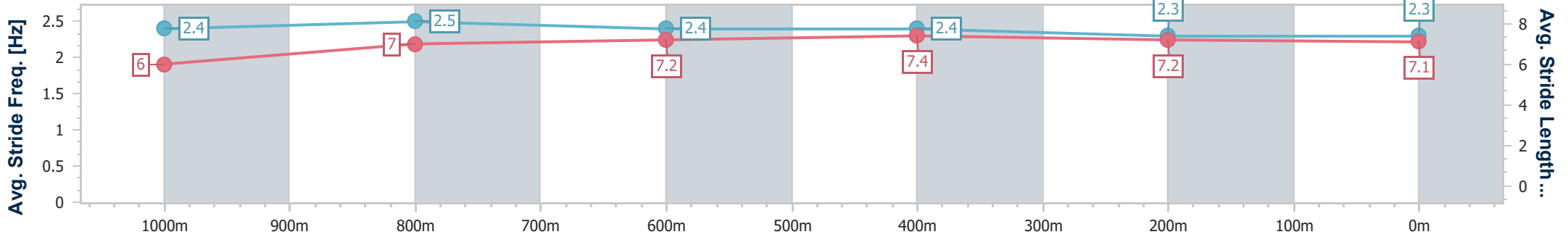
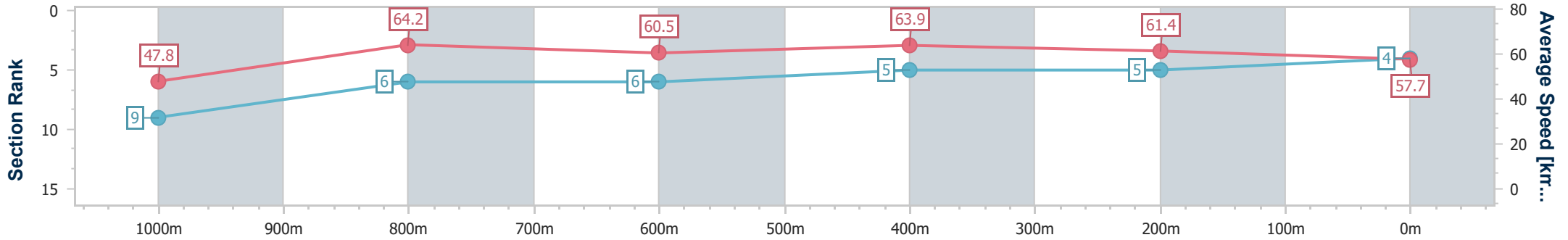


Rockhampton QLD Professional  
 Race 2: GREAT NORTHERN 2024 QTIS Two-Year-Old Maiden Handicap - 1100m  
 05 April 2024 - 14:19



Track Rating: Soft 6, Weather: Showery, Rail Position: True

Section	Overall	1000m	800m	600m	400m	200m
Section Times	1:06.29 [4] (0:07.52)	0:58.77 [9] (0:11.20)	0:47.57 [6] (0:12.07)	0:35.50 [6] (0:11.27)	0:24.23 [5] (0:11.73)	0:12.50 [5] (0:12.50)
Average Speed [km/h]	47.8	64.2	60.5	63.9	61.4	57.7
Top Speed [km/h]	63.0	67.2	63.3	65.5	64.3	59.7
Avg. Dist. to Rail [m]	2.5	0.7	1.7	3.9	4.8	6.1
Avg. Stride Freq. [Hz]	2.4	2.5	2.4	2.4	2.3	2.3
Avg. Stride Length [m]	6.0	7.0	7.2	7.4	7.2	7.1



- [ ] Ranking at each section and finish
- .-.- No data available at this section
- NA No data available



Horse/Jockey Name	Querida
Final Rank	5
Fastest Section Time (Section)	0:07.73 (Overall)
Top Speed [km/h] (Section)	65.3 (1000m)
Race State	Finished

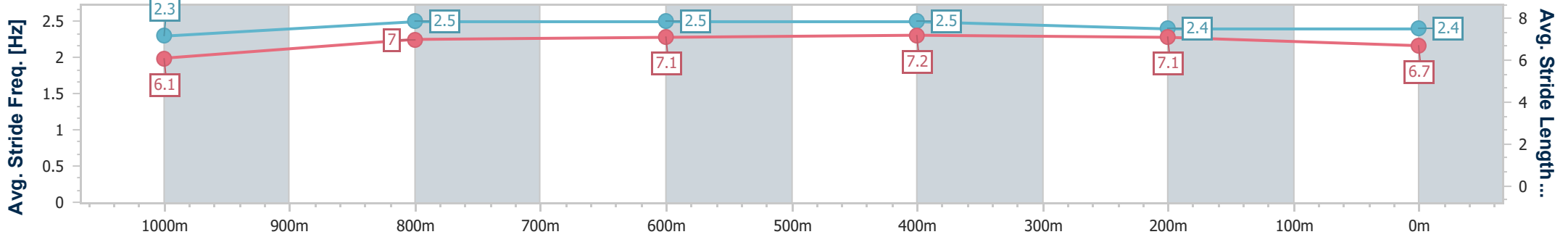
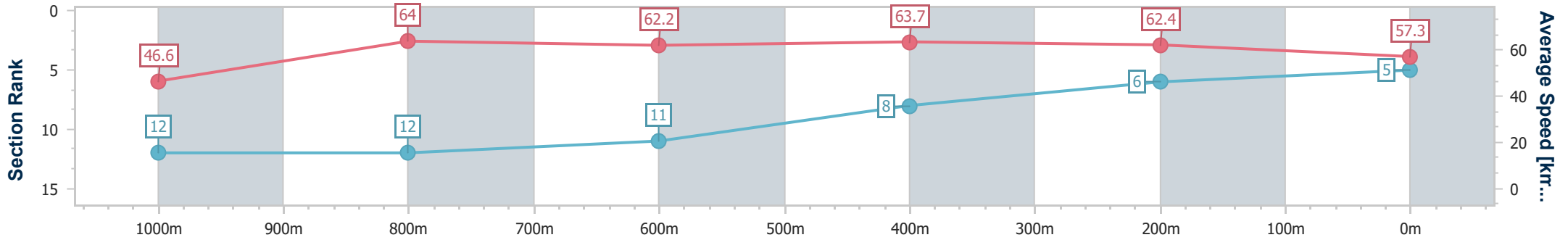


Rockhampton QLD Professional  
 Race 2: GREAT NORTHERN 2024 QTIS Two-Year-Old Maiden Handicap - 1100m  
 05 April 2024 - 14:19



Track Rating: Soft 6, Weather: Showery, Rail Position: True

Section	Overall	1000m	800m	600m	400m	200m
Section Times	1:06.42 [5] (0:07.73)	0:58.69 [12] (0:11.35)	0:47.34 [12] (0:11.91)	0:35.43 [11] (0:11.33)	0:24.10 [8] (0:11.54)	0:12.56 [6] (0:12.56)
Average Speed [km/h]	46.6	64.0	62.2	63.7	62.4	57.3
Top Speed [km/h]	60.1	65.3	65.2	64.6	64.5	60.9
Avg. Dist. to Rail [m]	12.2	2.5	3.6	4.9	7.3	6.7
Avg. Stride Freq. [Hz]	2.3	2.5	2.5	2.5	2.4	2.4
Avg. Stride Length [m]	6.1	7.0	7.1	7.2	7.1	6.7



- [ ] Ranking at each section and finish
- .-.- No data available at this section
- NA No data available



Horse/Jockey Name	Little Town Flash
Final Rank	6
Fastest Section Time (Section)	0:07.51 (Overall)
Top Speed [km/h] (Section)	66.2 (1000m)
Race State	Finished

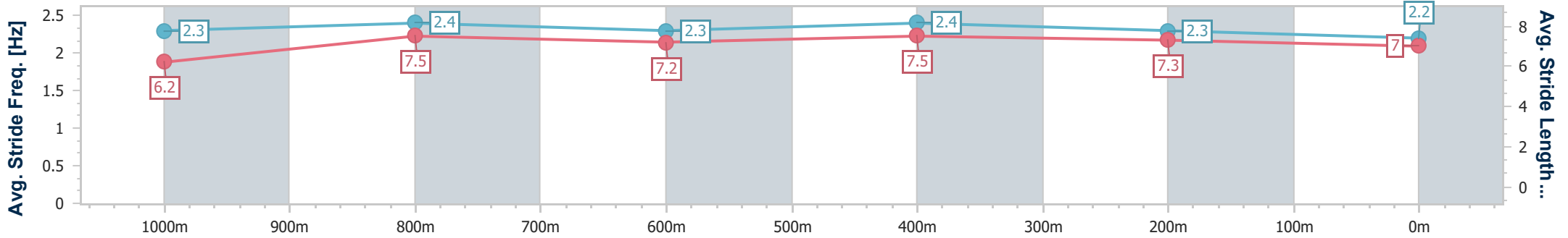
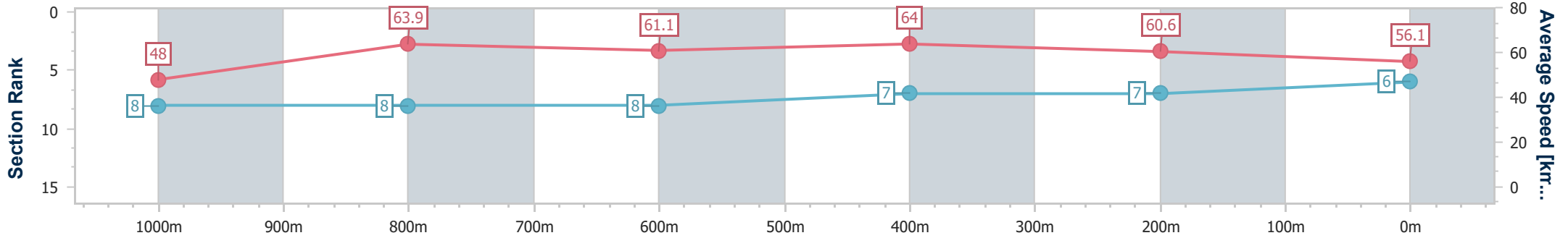


Rockhampton QLD Professional  
 Race 2: GREAT NORTHERN 2024 QTIS Two-Year-Old Maiden Handicap - 1100m  
 05 April 2024 - 14:19



Track Rating: Soft 6, Weather: Showery, Rail Position: True

Section	Overall	1000m	800m	600m	400m	200m
Section Times	1:06.84 [6] (0:07.51)	0:59.33 [8] (0:11.27)	0:48.06 [8] (0:12.09)	0:35.97 [8] (0:11.28)	0:24.69 [7] (0:11.88)	0:12.81 [7] (0:12.81)
Average Speed [km/h]	48.0	63.9	61.1	64.0	60.6	56.1
Top Speed [km/h]	61.1	66.2	62.7	65.3	64.4	58.8
Avg. Dist. to Rail [m]	4.4	0.8	3.3	4.0	5.3	6.9
Avg. Stride Freq. [Hz]	2.3	2.4	2.3	2.4	2.3	2.2
Avg. Stride Length [m]	6.2	7.5	7.2	7.5	7.3	7.0



- [ ] Ranking at each section and finish
- .-.- No data available at this section
- NA No data available





Horse/Jockey Name	Triscay's War Pass
Final Rank	7
Fastest Section Time (Section)	0:07.54 (Overall)
Top Speed [km/h] (Section)	66.3 (1000m)
Race State	Finished

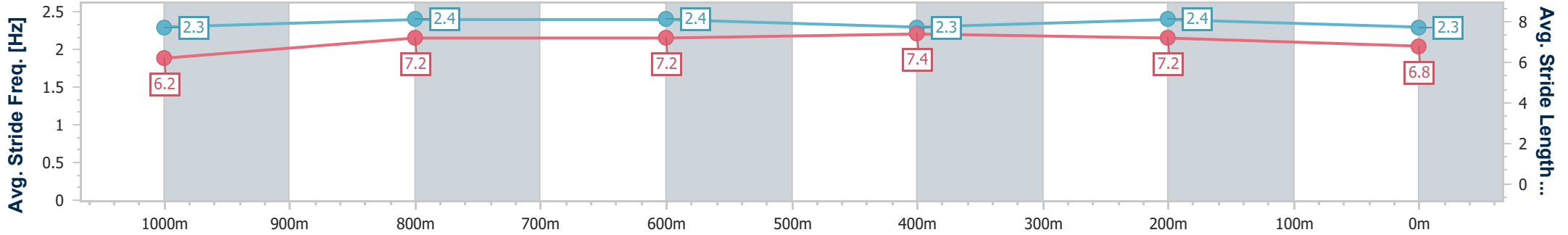
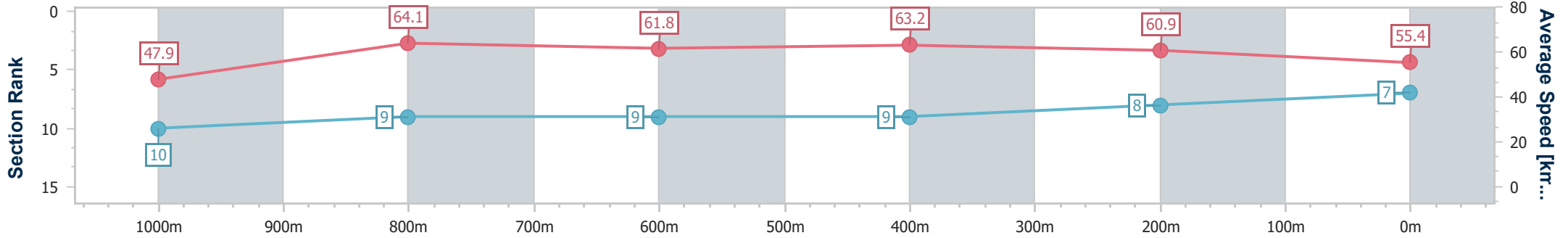


Rockhampton QLD Professional  
 Race 2: GREAT NORTHERN 2024 QTIS Two-Year-Old Maiden Handicap - 1100m  
 05 April 2024 - 14:19



Track Rating: Soft 6, Weather: Showery, Rail Position: True

Section	Overall	1000m	800m	600m	400m	200m
Section Times	1:07.14 [7] (0:07.54)	0:59.60 [10] (0:11.36)	0:48.24 [9] (0:11.99)	0:36.25 [9] (0:11.43)	0:24.82 [9] (0:11.80)	0:13.02 [8] (0:13.02)
Average Speed [km/h]	47.9	64.1	61.8	63.2	60.9	55.4
Top Speed [km/h]	63.5	66.3	63.7	65.6	63.0	58.6
Avg. Dist. to Rail [m]	7.3	2.4	3.6	5.9	8.6	8.9
Avg. Stride Freq. [Hz]	2.3	2.4	2.4	2.3	2.4	2.3
Avg. Stride Length [m]	6.2	7.2	7.2	7.4	7.2	6.8



- [ ] Ranking at each section and finish
- .-.- No data available at this section
- NA No data available



Horse/Jockey Name	Mishani Amore
Final Rank	8
Fastest Section Time (Section)	0:07.68 (Overall)
Top Speed [km/h] (Section)	65.3 (1000m)
Race State	Finished

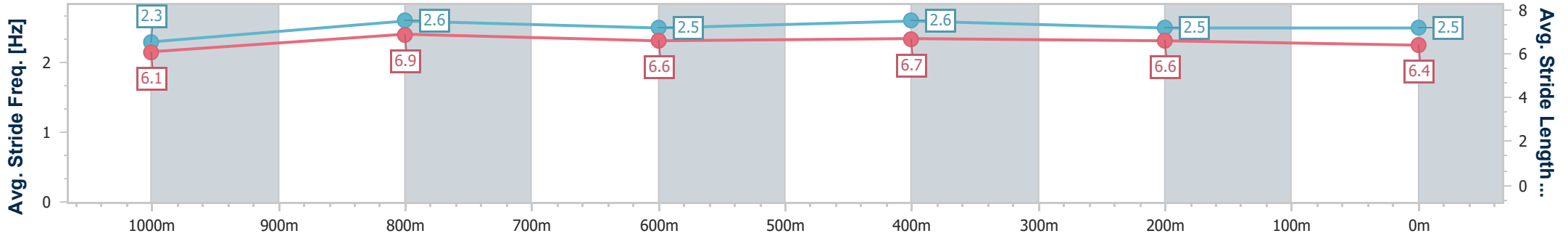
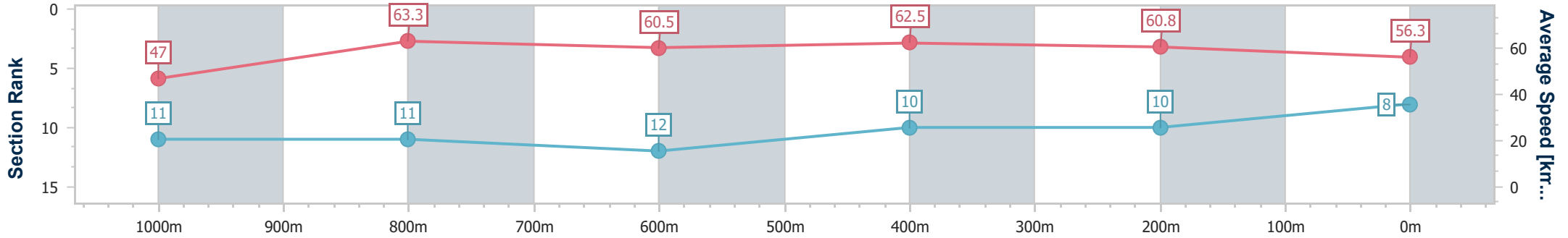


Rockhampton QLD Professional  
 Race 2: GREAT NORTHERN 2024 QTIS Two-Year-Old Maiden Handicap - 1100m  
 05 April 2024 - 14:19



Track Rating: Soft 6, Weather: Showery, Rail Position: True

Section	Overall	1000m	800m	600m	400m	200m
Section Times	1:07.17 [8] (0:07.68)	0:59.49 [11] (0:11.33)	0:48.16 [11] (0:11.99)	0:36.17 [12] (0:11.52)	0:24.65 [10] (0:11.85)	0:12.80 [10] (0:12.80)
Average Speed [km/h]	47.0	63.3	60.5	62.5	60.8	56.3
Top Speed [km/h]	60.7	65.3	62.4	63.2	63.1	59.3
Avg. Dist. to Rail [m]	5.7	1.3	1.1	2.4	3.5	4.1
Avg. Stride Freq. [Hz]	2.3	2.6	2.5	2.6	2.5	2.5
Avg. Stride Length [m]	6.1	6.9	6.6	6.7	6.6	6.4



- [ ] Ranking at each section and finish
- .-.- No data available at this section
- NA No data available



Horse/Jockey Name	Ranrahhah
Final Rank	9
Fastest Section Time (Section)	0:07.25 (Overall)
Top Speed [km/h] (Section)	66.6 (1000m)
Race State	Finished

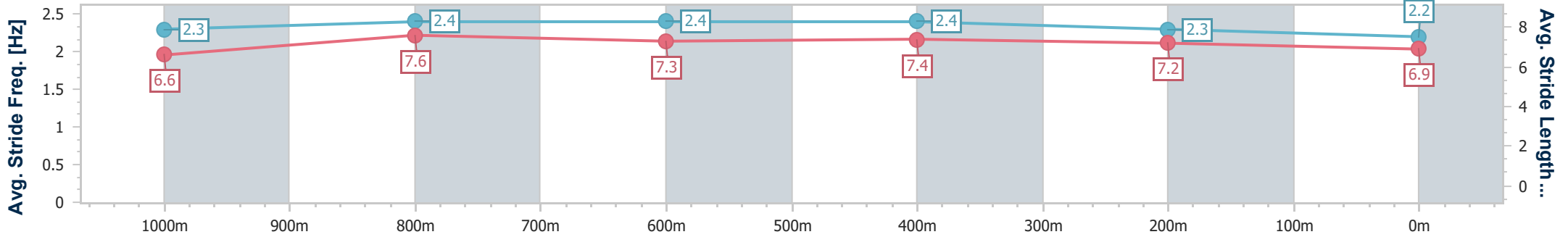
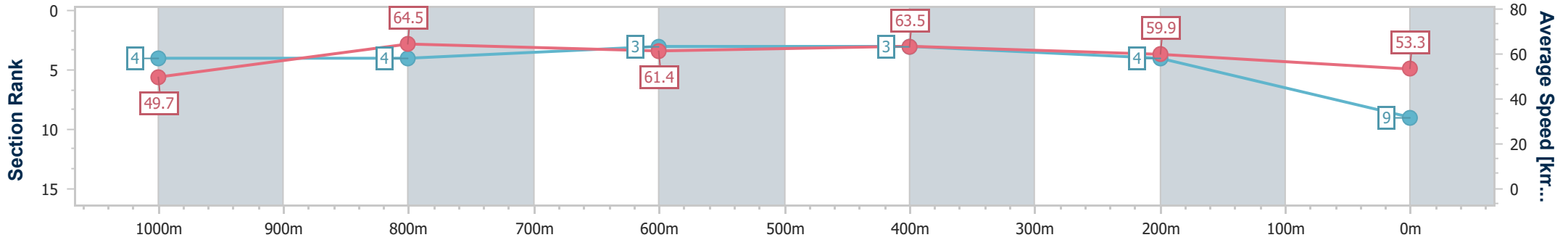


Rockhampton QLD Professional  
 Race 2: GREAT NORTHERN 2024 QTIS Two-Year-Old Maiden Handicap - 1100m  
 05 April 2024 - 14:19



Track Rating: Soft 6, Weather: Showery, Rail Position: True

Section	Overall	1000m	800m	600m	400m	200m
Section Times	1:07.27 [9] (0:07.25)	1:00.02 [4] (0:11.22)	0:48.80 [4] (0:11.92)	0:36.88 [3] (0:11.37)	0:25.51 [3] (0:12.00)	0:13.51 [4] (0:13.51)
Average Speed [km/h]	49.7	64.5	61.4	63.5	59.9	53.3
Top Speed [km/h]	63.4	66.6	63.8	64.3	64.0	57.2
Avg. Dist. to Rail [m]	8.2	1.7	1.9	3.5	3.8	5.7
Avg. Stride Freq. [Hz]	2.3	2.4	2.4	2.4	2.3	2.2
Avg. Stride Length [m]	6.6	7.6	7.3	7.4	7.2	6.9



- [ ] Ranking at each section and finish
- .-.- No data available at this section
- NA No data available



Horse/Jockey Name	Activated
Final Rank	10
Fastest Section Time (Section)	0:07.49 (Overall)
Top Speed [km/h] (Section)	64.7 (1000m)
Race State	Finished

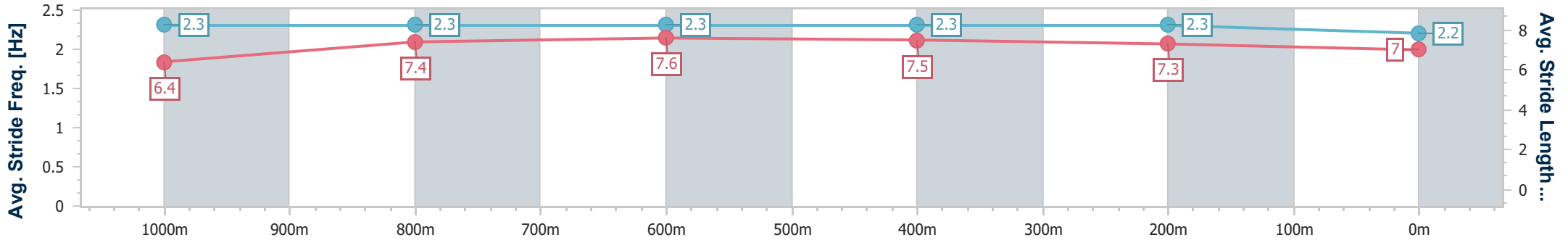
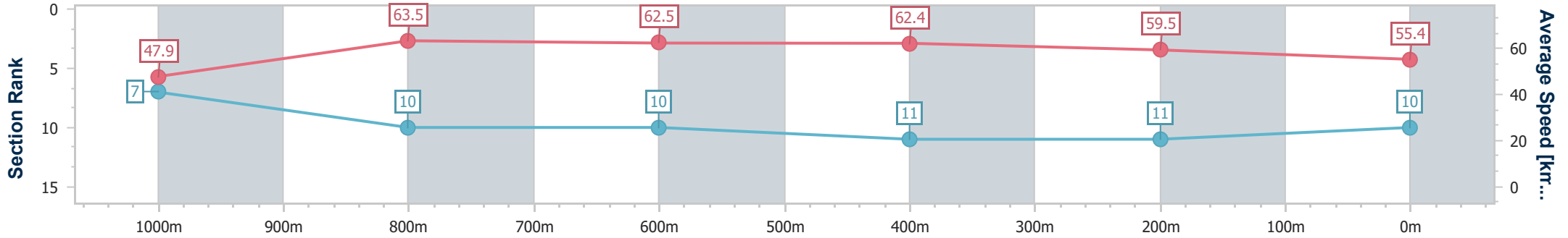


Rockhampton QLD Professional  
 Race 2: GREAT NORTHERN 2024 QTIS Two-Year-Old Maiden Handicap - 1100m  
 05 April 2024 - 14:19



Track Rating: Soft 6, Weather: Showery, Rail Position: True

Section	Overall	1000m	800m	600m	400m	200m
Section Times	1:07.64 [10] (0:07.49)	1:00.15 [7] (0:11.50)	0:48.65 [10] (0:11.99)	0:36.66 [10] (0:11.58)	0:25.08 [11] (0:12.09)	0:12.99 [11] (0:12.99)
Average Speed [km/h]	47.9	63.5	62.5	62.4	59.5	55.4
Top Speed [km/h]	61.1	64.7	64.2	63.8	62.4	57.2
Avg. Dist. to Rail [m]	11.5	3.7	4.6	6.8	10.0	10.3
Avg. Stride Freq. [Hz]	2.3	2.3	2.3	2.3	2.3	2.2
Avg. Stride Length [m]	6.4	7.4	7.6	7.5	7.3	7.0



- [ ] Ranking at each section and finish
- .-.- No data available at this section
- NA No data available



Horse/Jockey Name	Green Label
Final Rank	11
Fastest Section Time (Section)	0:07.45 (Overall)
Top Speed [km/h] (Section)	66.9 (1000m)
Race State	Finished

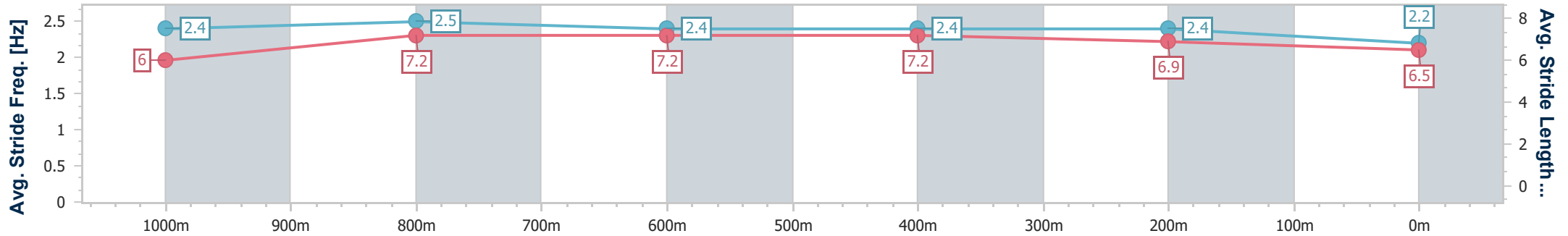
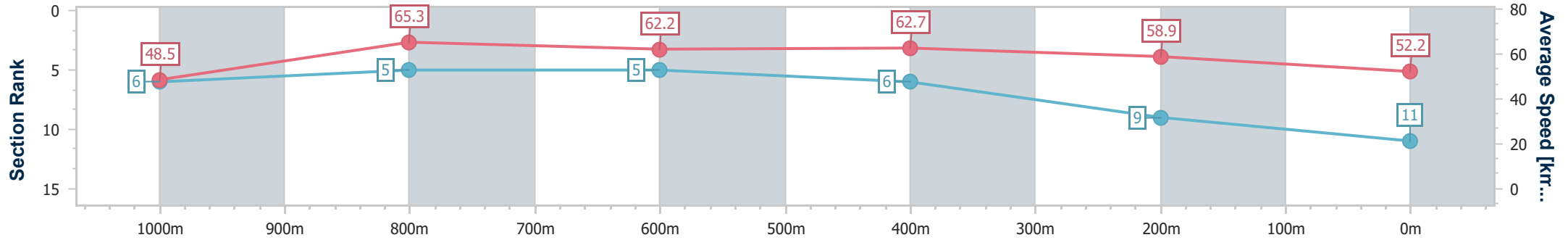


Rockhampton QLD Professional  
 Race 2: GREAT NORTHERN 2024 QTIS Two-Year-Old Maiden Handicap - 1100m  
 05 April 2024 - 14:19



Track Rating: Soft 6, Weather: Showery, Rail Position: True

Section	Overall	1000m	800m	600m	400m	200m
Section Times	1:08.11 [11] (0:07.45)	1:00.66 [6] (0:11.16)	0:49.50 [5] (0:11.97)	0:37.53 [5] (0:11.51)	0:26.02 [6] (0:12.24)	0:13.78 [9] (0:13.78)
Average Speed [km/h]	48.5	65.3	62.2	62.7	58.9	52.2
Top Speed [km/h]	64.5	66.9	64.1	63.6	62.4	55.4
Avg. Dist. to Rail [m]	7.9	2.6	3.9	6.0	6.5	7.4
Avg. Stride Freq. [Hz]	2.4	2.5	2.4	2.4	2.4	2.2
Avg. Stride Length [m]	6.0	7.2	7.2	7.2	6.9	6.5



- [ ] Ranking at each section and finish
- .-.- No data available at this section
- NA No data available



Horse/Jockey Name	Cluck
Final Rank	12
Fastest Section Time (Section)	0:07.33 (Overall)
Top Speed [km/h] (Section)	67.6 (1000m)
Race State	Finished

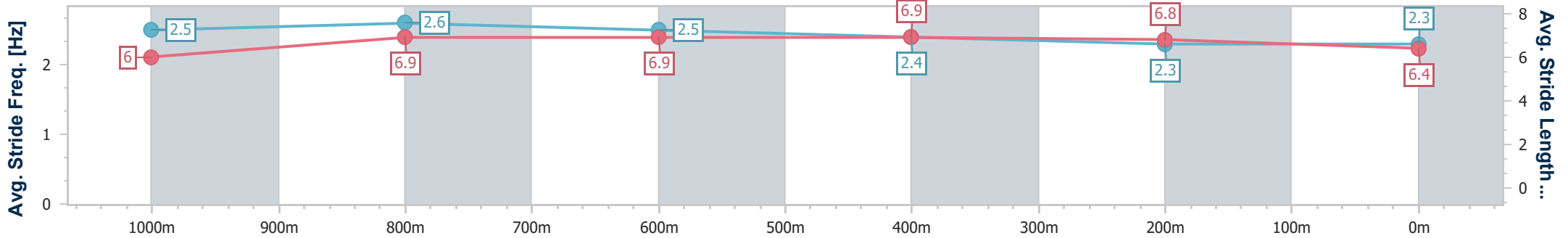
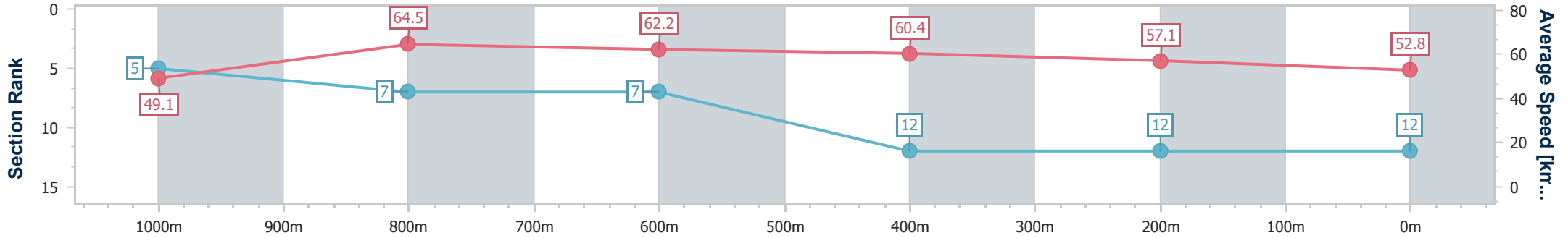


Rockhampton QLD Professional  
 Race 2: GREAT NORTHERN 2024 QTIS Two-Year-Old Maiden Handicap - 1100m  
 05 April 2024 - 14:19



Track Rating: Soft 6, Weather: Showery, Rail Position: True

Section	Overall	1000m	800m	600m	400m	200m
Section Times	1:09.02 [12] (0:07.33)	1:01.69 [5] (0:11.39)	0:50.30 [7] (0:12.10)	0:38.20 [7] (0:11.96)	0:26.24 [12] (0:12.59)	0:13.65 [12] (0:13.65)
Average Speed [km/h]	49.1	64.5	62.2	60.4	57.1	52.8
Top Speed [km/h]	62.7	67.6	63.7	61.8	59.6	55.6
Avg. Dist. to Rail [m]	8.0	3.4	5.5	7.2	8.6	8.2
Avg. Stride Freq. [Hz]	2.5	2.6	2.5	2.4	2.3	2.3
Avg. Stride Length [m]	6.0	6.9	6.9	6.9	6.8	6.4



- [ ] Ranking at each section and finish
- .-.- No data available at this section
- NA No data available