



Townsville QLD Professional

Race 8: LADBROKES RACING CLUB BENCHMARK 65 Handicap - 1300m

04 April 2024 - 17:03



Track Rating: Soft 5, Weather: Fine, Rail Position: +4.0m 1000m-W.P; +0.5m Remainder

Section		Overall	1200m	1000m	800m	600m	400m	Last 600m				
Field Times		1:18.25 (0:09.88)	1:08.37 (0:11.63)	0:56.74 (0:11.20)	0:45.54 (0:11.07)	0:34.47 (0:11.14)	0:23.33 (0:11.28)	0:34.47				
Rank	TAB Horse/Jockey	Barrier	Top Speed [km/h]	Fastest Section	Distance Travelled [m]							
1	13 BRINGYATICKET Ashley Butler	13	69.0 800m	0:10.37 Overall	1:18.25 [1] (0:10.37)	1:07.88 [12] (0:11.85)	0:56.03 [12] (0:11.70)	0:44.33 [12] (0:10.63)	0:33.70 [11] (0:10.94)	0:22.76 [10] (0:10.98)	0:33.70	
2	5 INDICTMENT Ryan Wiggins	5	67.3 800m	0:10.25 Overall	1:18.35 [2] (0:10.25)	1:08.10 [9] (0:11.69)	0:56.41 [9] (0:11.67)	0:44.74 [11] (0:10.90)	0:33.84 [10] (0:11.11)	0:22.73 [12] (0:11.05)	0:33.84 +6	
3	16 BREAKWATER BOY Kirk Matheson	16	66.2 1000m	0:10.14 Overall	1:18.45 [3] (0:10.14)	1:08.31 [7] (0:11.43)	0:56.88 [3] (0:11.14)	0:45.74 [1] (0:11.07)	0:34.67 [1] (0:11.14)	0:23.53 [1] (0:11.28)	0:34.67 -3	
4	1 MISS SEATTLE Lachlan Overall	1	66.4 800m	0:10.30 Overall	1:18.61 [4] (0:10.30)	1:08.31 [11] (0:11.29)	0:57.02 [4] (0:11.34)	0:45.68 [3] (0:11.04)	0:34.64 [2] (0:11.09)	0:23.55 [2] (0:11.26)	0:34.64 +0	
5	2 CASTILE Isabella Teh	2	69.1 800m	0:10.01 Overall	1:18.65 [5] (0:10.01)	1:08.64 [4] (0:11.67)	0:56.97 [7] (0:11.72)	0:45.25 [8] (0:10.87)	0:34.38 [8] (0:10.85)	0:23.53 [3] (0:11.37)	0:34.38 +6	
6	12 COUNT OF CARFORD Gabrielle Semmens	12	66.5 800m	0:09.89 Overall	1:18.67 [6] (0:09.89)	1:08.78 [2] (0:11.77)	0:57.01 [5] (0:11.50)	0:45.51 [5] (0:11.02)	0:34.49 [6] (0:11.02)	0:23.47 [6] (0:11.27)	0:34.49 +5	
7	9 EDIFICATION Carl Spry	9	67.2 800m	0:10.24 Overall	1:18.70 [7] (0:10.24)	1:08.46 [8] (0:11.72)	0:56.74 [11] (0:11.65)	0:45.09 [10] (0:10.95)	0:34.14 [12] (0:11.03)	0:23.11 [11] (0:11.15)	0:34.14 -3	
8	10 MEDAL Adrian Layt	10	67.4 800m	0:10.27 Overall	1:18.86 [8] (0:10.27)	1:08.59 [10] (0:11.68)	0:56.91 [10] (0:11.51)	0:45.40 [9] (0:10.79)	0:34.61 [7] (0:11.13)	0:23.48 [8] (0:11.30)	0:34.61 +0	
9	14 DON'T TELL LEEANNE Graham Kliese	14	65.8 800m	0:10.11 Overall	1:18.86 [9] (0:10.11)	1:08.75 [5] (0:11.66)	0:57.09 [8] (0:11.44)	0:45.65 [7] (0:11.14)	0:34.51 [9] (0:11.12)	0:23.39 [9] (0:11.28)	0:34.51 -2	
10	20 AIDENABET Jackson Murphy	20	66.3 800m	0:10.11 Overall	1:18.96 [10] (0:10.11)	1:08.85 [6] (0:11.57)	0:57.28 [6] (0:11.51)	0:45.77 [6] (0:10.97)	0:34.80 [5] (0:11.01)	0:23.79 [5] (0:11.34)	0:34.80 -3	

Scratched: Four Mile Lane (#18), Awe (#19), Tioga Pass (#15), Bold Hunter (#7), Stick To Your Guns (#6), Dusky Damsel (#3), Toto (#17), Finally Realise (#4)

[] Ranking at each section and finish
 -:-:- No data available at this section
 NA No data available

SCN Saddle cloth number
 DNF Did not finish
 DNT Did not track



Townsville QLD Professional

Race 8: LADBROKES RACING CLUB BENCHMARK 65 Handicap - 1300m

04 April 2024 - 17:03



Track Rating: Soft 5, Weather: Fine, Rail Position: +4.0m 1000m-W.P; +0.5m Remainder

Section	Overall	1200m	1000m	800m	600m	400m	Last 600m
Field Times	1:18.25 (0:09.88)	1:08.37 (0:11.63)	0:56.74 (0:11.20)	0:45.54 (0:11.07)	0:34.47 (0:11.14)	0:23.33 (0:11.28)	0:34.47

Rank	TAB	Horse/Jockey	Barrier	Top Speed [km/h]	Fastest Section	Overall	1200m	1000m	800m	600m	400m	Last 600m	Distance Travelled [m]
11	8	COUNTER COMMAND	8	65.9	0:09.88	1:18.99 [11]	1:09.11 [1]	0:57.45 [2]	0:46.09 [2]	0:34.99 [3]	0:23.85 [4]	0:34.99	-3
		Lacey Morrison		1000m	Overall	(0:09.88)	(0:11.66)	(0:11.36)	(0:11.10)	(0:11.14)	(0:11.44)		
12	11	TEN SCHILLING	11	65.4	0:09.93	1:19.43 [12]	1:09.50 [3]	0:57.92 [1]	0:46.46 [4]	0:35.34 [4]	0:24.15 [7]	0:35.34	-6
		Nathan Day		800m	Overall	(0:09.93)	(0:11.58)	(0:11.46)	(0:11.12)	(0:11.19)	(0:11.34)		

Scratched: Four Mile Lane (#18), Awe (#19), Tioga Pass (#15), Bold Hunter (#7), Stick To Your Guns (#6), Dusky Damsel (#3), Toto (#17), Finally Realise (#4)

[] Ranking at each section and finish
 -:-:-:- No data available at this section
 NA No data available

SCN Saddle cloth number
 DNF Did not finish
 DNT Did not track



Townsville QLD Professional

Race 8: LADBROKES RACING CLUB BENCHMARK 65 Handicap - 1300m

04 April 2024 - 17:03



Track Rating: Soft 5, Weather: Fine, Rail Position: +4.0m 1000m-W.P; +0.5m Remainder

Section							200m			Last 600m	
Field Times							0:12.05			0:34.47	
Rank	TAB	Horse/Jockey	Barrier	Top Speed [km/h]	Fastest Section	Margin				Distance Travelled [m]	
1	13	BRINGYATICKET Ashley Butler	13	69.0 800m	0:10.37 Overall	0:11.78 [3] (0:11.78)	1:18.25			0:33.70	
2	5	INDICTMENT Ryan Wiggins	5	67.3 800m	0:10.25 Overall	0:11.68 [9] (0:11.68)	0.53L			0:33.84	+6
3	16	BREAKWATER BOY Kirk Matheson	16	66.2 1000m	0:10.14 Overall	0:12.25 [1] (0:12.25)	1.17L			0:34.67	-3
4	1	MISS SEATTLE Lachlan Overall	1	66.4 800m	0:10.30 Overall	0:12.29 [2] (0:12.29)	2.07L			0:34.64	+0
5	2	CASTILE Isabella Teh	2	69.1 800m	0:10.01 Overall	0:12.16 [5] (0:12.16)	2.31L			0:34.38	+6
6	12	COUNT OF CARFORD Gabrielle Semmens	12	66.5 800m	0:09.89 Overall	0:12.20 [4] (0:12.20)	2.47L			0:34.49	+5
7	9	EDIFICATION Carl Spry	9	67.2 800m	0:10.24 Overall	0:11.96 [11] (0:11.96)	2.61L			0:34.14	-3
8	10	MEDAL Adrian Layt	10	67.4 800m	0:10.27 Overall	0:12.18 [10] (0:12.18)	3.56L			0:34.61	+0
9	14	DON'T TELL LEEANNE Graham Kliese	14	65.8 800m	0:10.11 Overall	0:12.11 [12] (0:12.11)	3.56L			0:34.51	-2
10	20	AIDENABET Jackson Murphy	20	66.3 800m	0:10.11 Overall	0:12.45 [6] (0:12.45)	4.13L			0:34.80	-3

Scratched: Four Mile Lane (#18), Awe (#19), Tioga Pass (#15), Bold Hunter (#7), Stick To Your Guns (#6), Dusky Damsel (#3), Toto (#17), Finally Realise (#4)

[] Ranking at each section and finish
 -:-:- No data available at this section
 NA No data available

SCN Saddle cloth number
 DNF Did not finish
 DNT Did not track



Townsville QLD Professional

Race 8: LADBROKES RACING CLUB BENCHMARK 65 Handicap - 1300m

04 April 2024 - 17:03



Track Rating: Soft 5, Weather: Fine, Rail Position: +4.0m 1000m-W.P; +0.5m Remainder

Section				200m				Last 600m		
Field Times				0:12.05 (0:12.05)				0:34.47		
Rank	TAB	Horse/Jockey	Barrier	Top Speed [km/h]	Fastest Section	Margin			Distance Travelled [m]	
11	8	COUNTER COMMAND	8	65.9	0:09.88	0:12.41 [7]	4.31L		0:34.99	-3
		Lacey Morrison		1000m	Overall	(0:12.41)				
12	11	TEN SCHILLING	11	65.4	0:09.93	0:12.81 [8]	6.92L		0:35.34	-6
		Nathan Day		800m	Overall	(0:12.81)				

Scratched: Four Mile Lane (#18), Awe (#19), Tioga Pass (#15), Bold Hunter (#7), Stick To Your Guns (#6), Dusky Damsel (#3), Toto (#17), Finally Realise (#4)

[] Ranking at each section and finish
 -:-:-:- No data available at this section
 NA No data available

SCN Saddle cloth number
 DNF Did not finish
 DNT Did not track



Horse/Jockey Name	Bringyaticket
Final Rank	1
Fastest Section Time (Section)	0:10.37 (Overall)
Top Speed [km/h] (Section)	69.0 (800m)
Race State	Finished



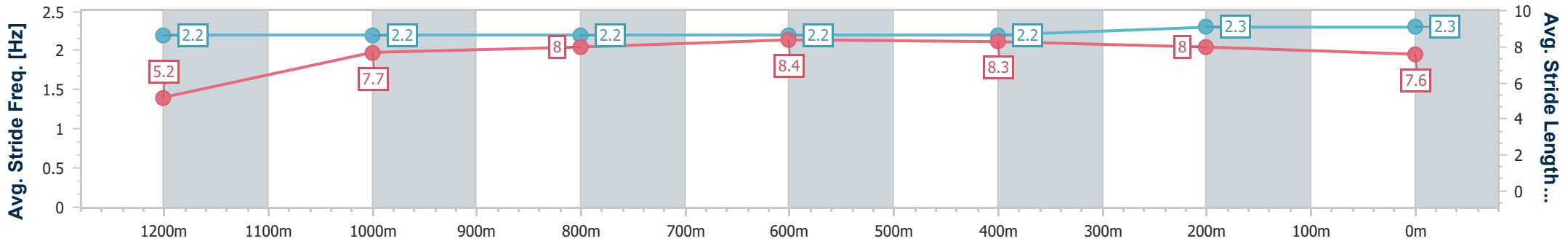
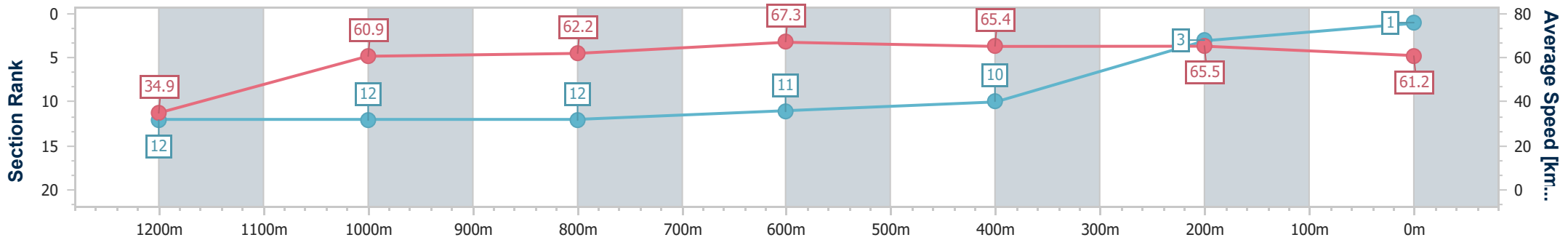
Townsville QLD Professional
Race 8: LADBROKES RACING CLUB BENCHMARK 65
Handicap - 1300m

04 April 2024 - 17:03

Track Rating: Soft 5, Weather: Fine, Rail Position: +4.0m 1000m-
W.P; +0.5m Remainder



Section	Overall	1200m	1000m	800m	600m	400m	200m						
Section Times	1:18.25 [1] (0:10.37)	1:07.88 [12] (0:11.85)	0:56.03 [12] (0:11.70)	0:44.33 [12] (0:10.63)	0:33.70 [11] (0:10.94)	0:22.76 [10] (0:10.98)	0:11.78 [3] (0:11.78)						
Average Speed [km/h]	34.9	60.9	62.2	67.3	65.4	65.5	61.2						
Top Speed [km/h]	58.8	62.5	64.6	69.0	66.2	66.9	64.7						
Avg. Dist. to Rail [m]	11.9	4.8	2.3	1.7	1.4	2.8	6.0						
Avg. Stride Freq. [Hz]	2.2	2.2	2.2	2.2	2.2	2.3	2.3						
Avg. Stride Length [m]	5.2	7.7	8.0	8.4	8.3	8.0	7.6						



- [] Ranking at each section and finish
- .-.- No data available at this section
- NA No data available



Horse/Jockey Name	Indictment
Final Rank	2
Fastest Section Time (Section)	0:10.25 (Overall)
Top Speed [km/h] (Section)	67.3 (800m)
Race State	Finished



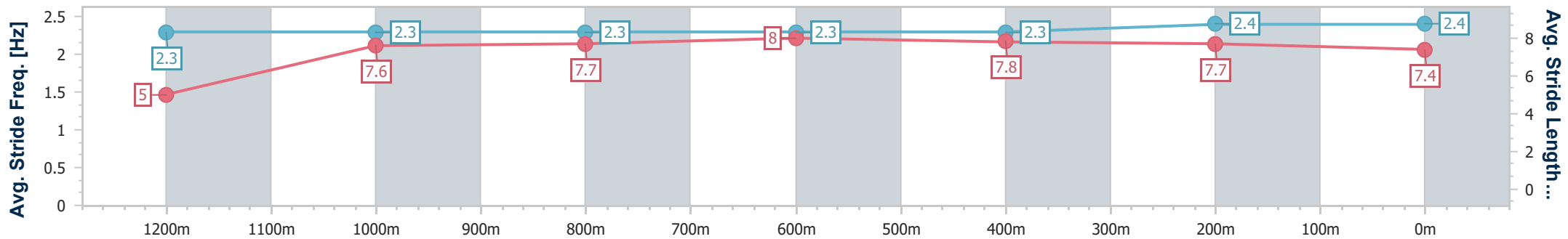
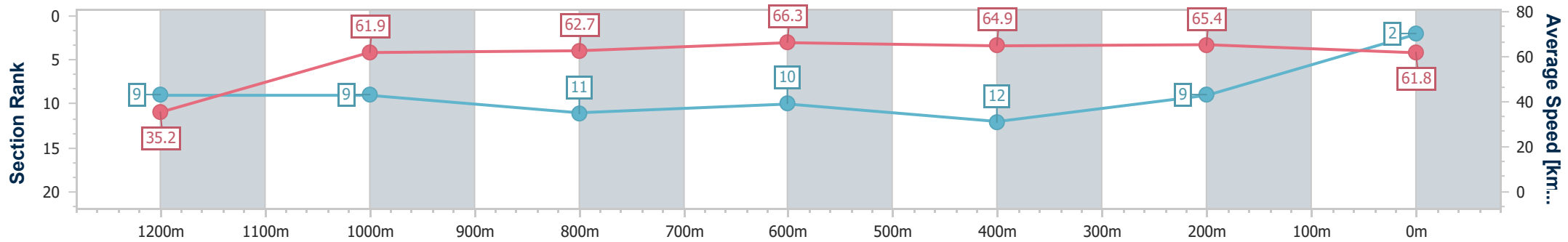
Townsville QLD Professional
Race 8: LADBROKES RACING CLUB BENCHMARK 65
Handicap - 1300m

04 April 2024 - 17:03

Track Rating: Soft 5, Weather: Fine, Rail Position: +4.0m 1000m-
W.P; +0.5m Remainder



Section	Overall	1200m	1000m	800m	600m	400m	200m
Section Times	1:18.35 [2] (0:10.25)	1:08.10 [9] (0:11.69)	0:56.41 [9] (0:11.67)	0:44.74 [11] (0:10.90)	0:33.84 [10] (0:11.11)	0:22.73 [12] (0:11.05)	0:11.68 [9] (0:11.68)
Average Speed [km/h]	35.2	61.9	62.7	66.3	64.9	65.4	61.8
Top Speed [km/h]	59.3	62.4	64.2	67.3	66.5	66.4	64.3
Avg. Dist. to Rail [m]	13.1	5.4	3.6	1.0	0.7	4.1	8.6
Avg. Stride Freq. [Hz]	2.3	2.3	2.3	2.3	2.3	2.4	2.4
Avg. Stride Length [m]	5.0	7.6	7.7	8.0	7.8	7.7	7.4



- [] Ranking at each section and finish
- .-.- No data available at this section
- NA No data available



Horse/Jockey Name	Breakwater Boy
Final Rank	3
Fastest Section Time (Section)	0:10.14 (Overall)
Top Speed [km/h] (Section)	66.2 (1000m)
Race State	Finished



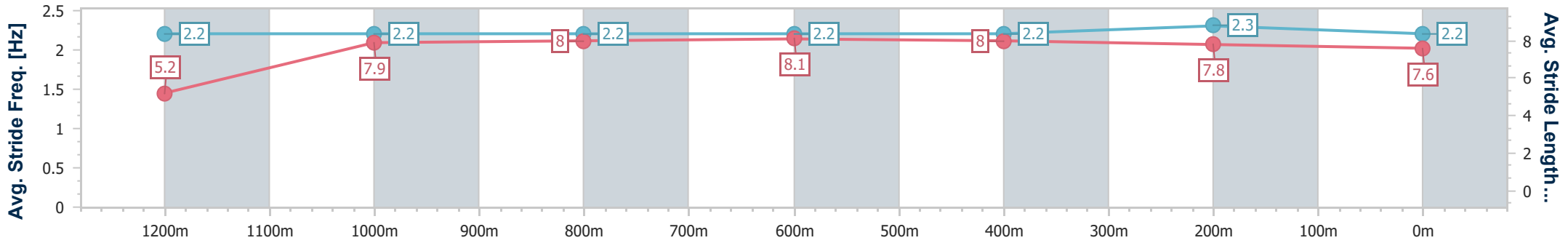
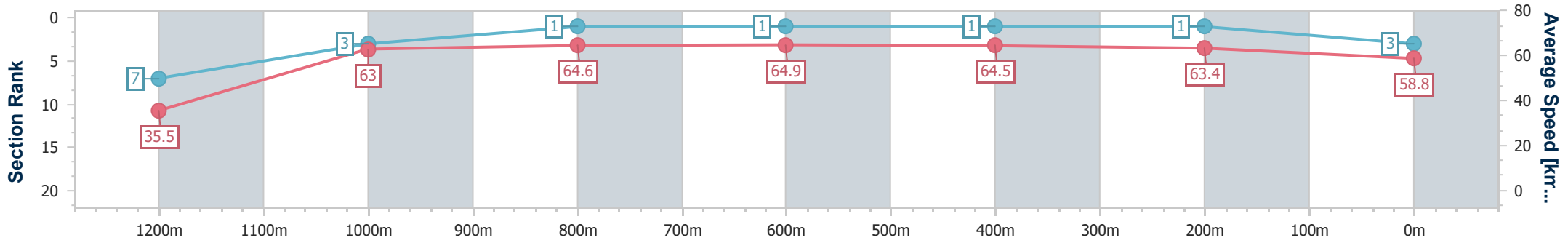
Townsville QLD Professional
Race 8: LADBROKES RACING CLUB BENCHMARK 65
Handicap - 1300m

04 April 2024 - 17:03

Track Rating: Soft 5, Weather: Fine, Rail Position: +4.0m 1000m-
W.P; +0.5m Remainder



Section	Overall	1200m	1000m	800m	600m	400m	200m							
Section Times	1:18.45 [3] (0:10.14)	1:08.31 [7] (0:11.43)	0:56.88 [3] (0:11.14)	0:45.74 [1] (0:11.07)	0:34.67 [1] (0:11.14)	0:23.53 [1] (0:11.28)	0:12.25 [1] (0:12.25)							
Average Speed [km/h]	35.5	63.0	64.6	64.9	64.5	63.4	58.8							
Top Speed [km/h]	64.0	64.4	66.2	65.6	65.3	64.9	62.2							
Avg. Dist. to Rail [m]	8.6	0.9	0.6	0.5	0.6	2.3	2.2							
Avg. Stride Freq. [Hz]	2.2	2.2	2.2	2.2	2.2	2.3	2.2							
Avg. Stride Length [m]	5.2	7.9	8.0	8.1	8.0	7.8	7.6							



- [] Ranking at each section and finish
- .-.- No data available at this section
- NA No data available



Horse/Jockey Name	Miss Seattle
Final Rank	4
Fastest Section Time (Section)	0:10.30 (Overall)
Top Speed [km/h] (Section)	66.4 (800m)
Race State	Finished



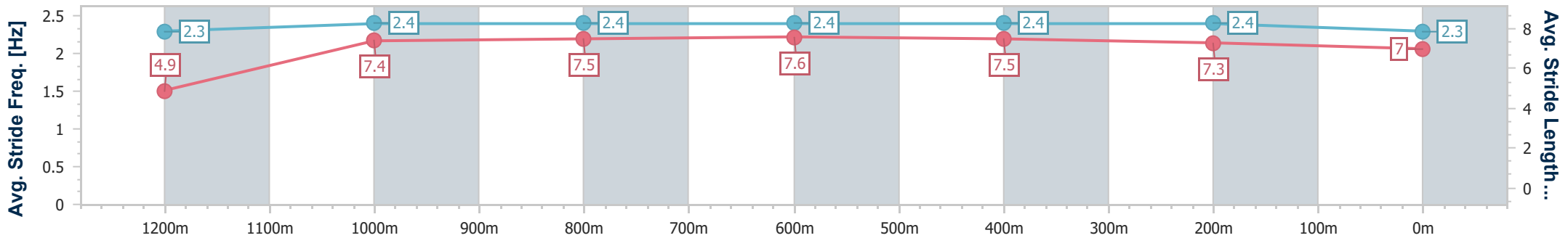
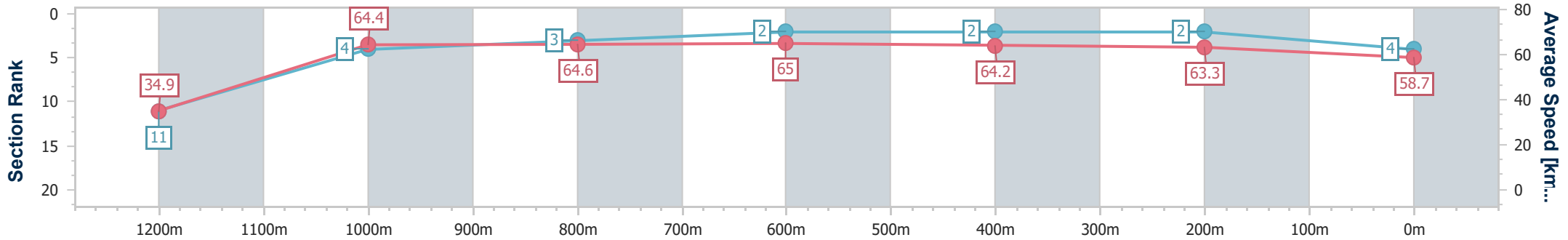
Townsville QLD Professional
Race 8: LADBROKES RACING CLUB BENCHMARK 65
Handicap - 1300m

04 April 2024 - 17:03

Track Rating: Soft 5, Weather: Fine, Rail Position: +4.0m 1000m-W.P; +0.5m Remainder



Section	Overall	1200m	1000m	800m	600m	400m	200m
Section Times	1:18.61 [4] (0:10.30)	1:08.31 [11] (0:11.29)	0:57.02 [4] (0:11.34)	0:45.68 [3] (0:11.04)	0:34.64 [2] (0:11.09)	0:23.55 [2] (0:11.26)	0:12.29 [2] (0:12.29)
Average Speed [km/h]	34.9	64.4	64.6	65.0	64.2	63.3	58.7
Top Speed [km/h]	61.8	65.7	66.0	66.4	65.2	64.4	62.5
Avg. Dist. to Rail [m]	16.5	7.5	3.7	1.1	2.2	2.6	0.9
Avg. Stride Freq. [Hz]	2.3	2.4	2.4	2.4	2.4	2.4	2.3
Avg. Stride Length [m]	4.9	7.4	7.5	7.6	7.5	7.3	7.0



- [] Ranking at each section and finish
- .-.- No data available at this section
- NA No data available



Horse/Jockey Name	Castile
Final Rank	5
Fastest Section Time (Section)	0:10.01 (Overall)
Top Speed [km/h] (Section)	69.1 (800m)
Race State	Finished



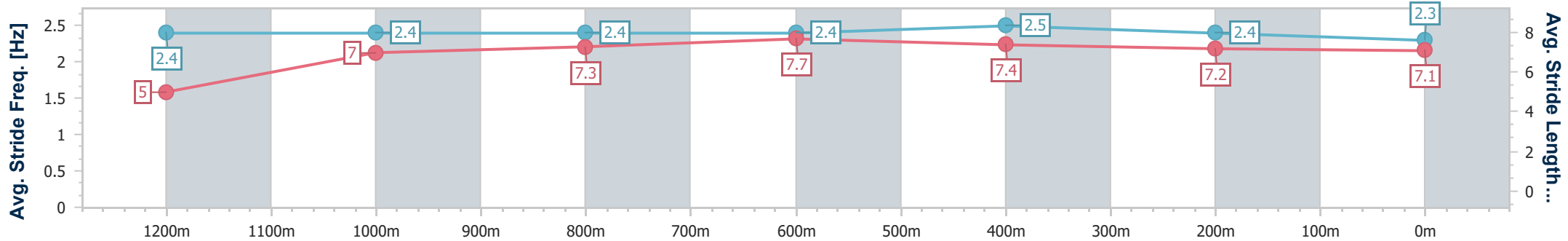
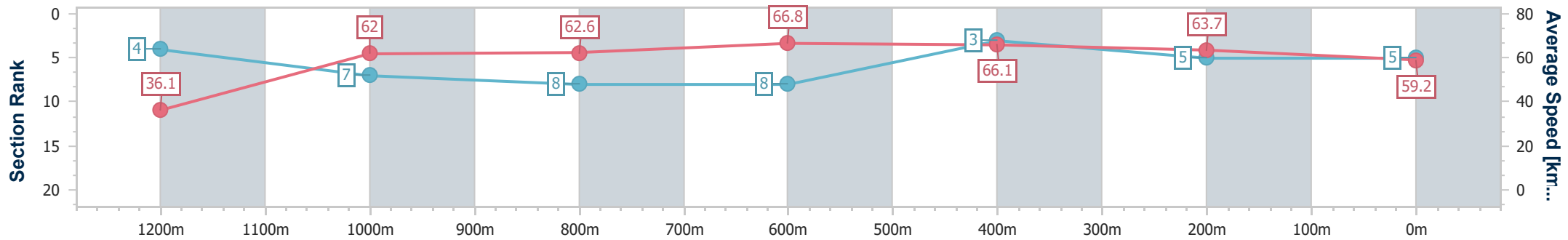
Townsville QLD Professional
Race 8: LADBROKES RACING CLUB BENCHMARK 65
Handicap - 1300m

04 April 2024 - 17:03

Track Rating: Soft 5, Weather: Fine, Rail Position: +4.0m 1000m-
W.P; +0.5m Remainder



Section	Overall	1200m	1000m	800m	600m	400m	200m
Section Times	1:18.65 [5] (0:10.01)	1:08.64 [4] (0:11.67)	0:56.97 [7] (0:11.72)	0:45.25 [8] (0:10.87)	0:34.38 [8] (0:10.85)	0:23.53 [3] (0:11.37)	0:12.16 [5] (0:12.16)
Average Speed [km/h]	36.1	62.0	62.6	66.8	66.1	63.7	59.2
Top Speed [km/h]	61.5	63.4	65.4	69.1	67.5	65.1	62.6
Avg. Dist. to Rail [m]	11.3	4.5	4.1	1.8	0.3	1.6	3.8
Avg. Stride Freq. [Hz]	2.4	2.4	2.4	2.4	2.5	2.4	2.3
Avg. Stride Length [m]	5.0	7.0	7.3	7.7	7.4	7.2	7.1



- [] Ranking at each section and finish
- .-.- No data available at this section
- NA No data available



Horse/Jockey Name	Count Of Carford
Final Rank	6
Fastest Section Time (Section)	0:09.89 (Overall)
Top Speed [km/h] (Section)	66.5 (800m)
Race State	Finished



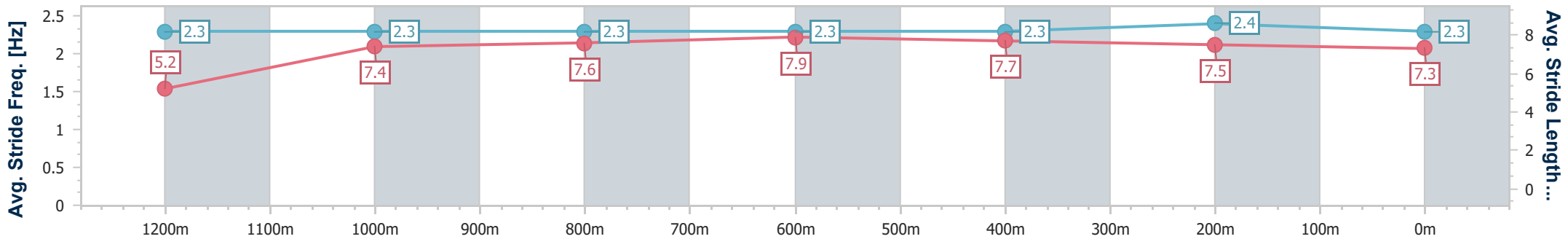
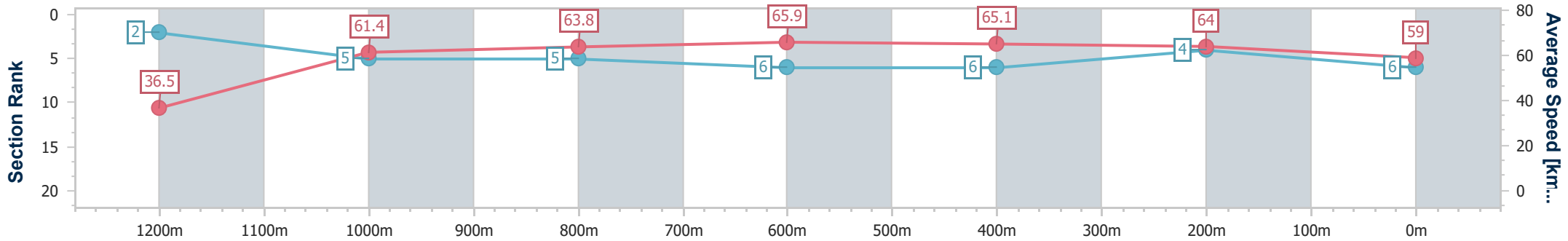
Townsville QLD Professional
Race 8: LADBROKES RACING CLUB BENCHMARK 65
Handicap - 1300m

04 April 2024 - 17:03

Track Rating: Soft 5, Weather: Fine, Rail Position: +4.0m 1000m-
W.P; +0.5m Remainder



Section	Overall	1200m	1000m	800m	600m	400m	200m
Section Times	1:18.67 [6] (0:09.89)	1:08.78 [2] (0:11.77)	0:57.01 [5] (0:11.50)	0:45.51 [5] (0:11.02)	0:34.49 [6] (0:11.02)	0:23.47 [6] (0:11.27)	0:12.20 [4] (0:12.20)
Average Speed [km/h]	36.5	61.4	63.8	65.9	65.1	64.0	59.0
Top Speed [km/h]	61.9	63.8	64.9	66.5	65.9	65.2	62.6
Avg. Dist. to Rail [m]	16.2	6.9	4.3	1.2	0.3	1.4	4.0
Avg. Stride Freq. [Hz]	2.3	2.3	2.3	2.3	2.3	2.4	2.3
Avg. Stride Length [m]	5.2	7.4	7.6	7.9	7.7	7.5	7.3



- [] Ranking at each section and finish
- .-.- No data available at this section
- NA No data available



Horse/Jockey Name	Edification
Final Rank	7
Fastest Section Time (Section)	0:10.24 (Overall)
Top Speed [km/h] (Section)	67.2 (800m)
Race State	Finished



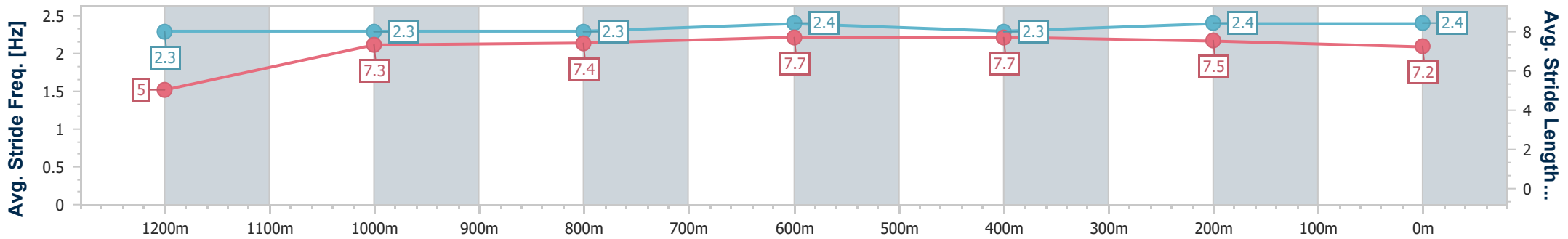
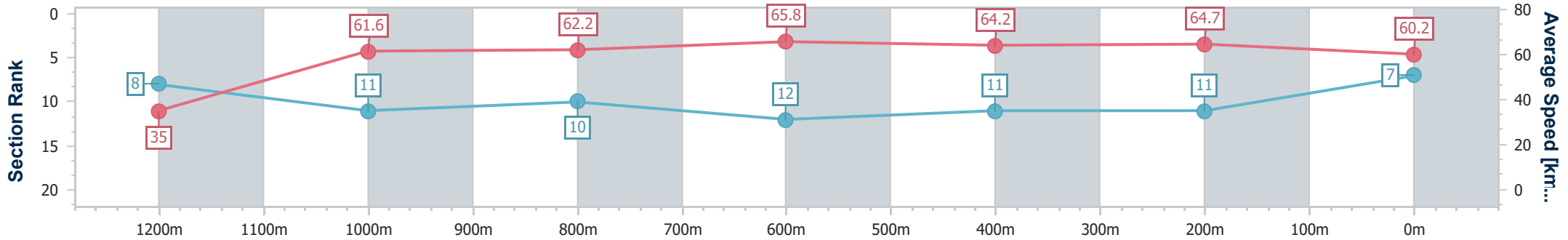
Townsville QLD Professional
Race 8: LADBROKES RACING CLUB BENCHMARK 65
Handicap - 1300m

04 April 2024 - 17:03

Track Rating: Soft 5, Weather: Fine, Rail Position: +4.0m 1000m-
W.P; +0.5m Remainder



Section	Overall	1200m	1000m	800m	600m	400m	200m
Section Times	1:18.70 [7] (0:10.24)	1:08.46 [8] (0:11.72)	0:56.74 [11] (0:11.65)	0:45.09 [10] (0:10.95)	0:34.14 [12] (0:11.03)	0:23.11 [11] (0:11.15)	0:11.96 [11] (0:11.96)
Average Speed [km/h]	35.0	61.6	62.2	65.8	64.2	64.7	60.2
Top Speed [km/h]	58.4	62.7	63.7	67.2	65.6	66.1	63.7
Avg. Dist. to Rail [m]	4.8	2.3	1.5	1.1	2.4	2.8	6.4
Avg. Stride Freq. [Hz]	2.3	2.3	2.3	2.4	2.3	2.4	2.4
Avg. Stride Length [m]	5.0	7.3	7.4	7.7	7.7	7.5	7.2



- [] Ranking at each section and finish
- .-.- No data available at this section
- NA No data available



Horse/Jockey Name	Medal
Final Rank	8
Fastest Section Time (Section)	0:10.27 (Overall)
Top Speed [km/h] (Section)	67.4 (800m)
Race State	Finished



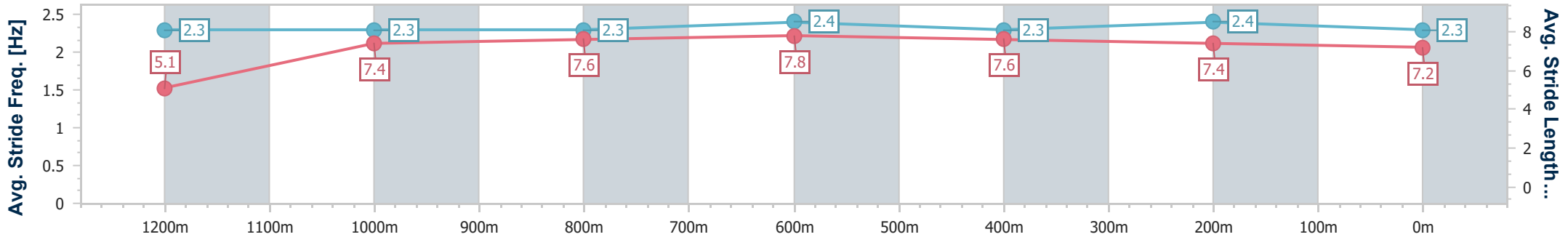
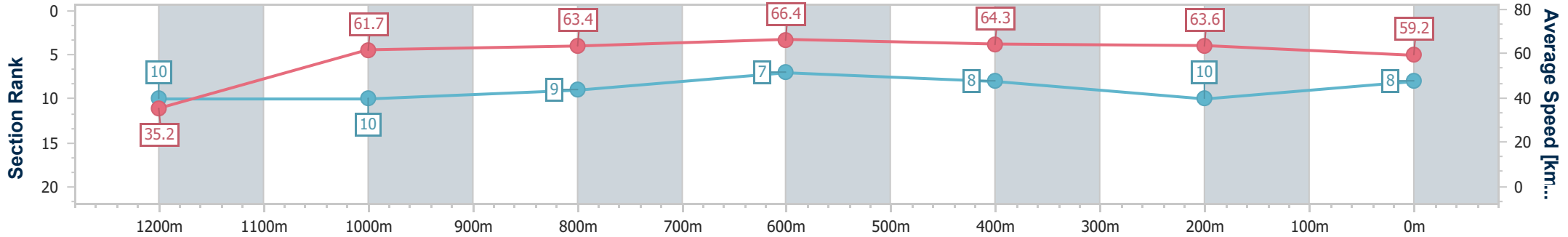
Townsville QLD Professional
Race 8: LADBROKES RACING CLUB BENCHMARK 65
Handicap - 1300m

04 April 2024 - 17:03

Track Rating: Soft 5, Weather: Fine, Rail Position: +4.0m 1000m-
W.P; +0.5m Remainder



Section	Overall	1200m	1000m	800m	600m	400m	200m							
Section Times	1:18.86 [8] (0:10.27)	1:08.59 [10] (0:11.68)	0:56.91 [10] (0:11.51)	0:45.40 [9] (0:10.79)	0:34.61 [7] (0:11.13)	0:23.48 [8] (0:11.30)	0:12.18 [10] (0:12.18)							
Average Speed [km/h]	35.2	61.7	63.4	66.4	64.3	63.6	59.2							
Top Speed [km/h]	59.7	63.0	65.6	67.4	65.2	64.7	62.2							
Avg. Dist. to Rail [m]	10.9	4.9	2.6	0.8	1.4	0.9	4.0							
Avg. Stride Freq. [Hz]	2.3	2.3	2.3	2.4	2.3	2.4	2.3							
Avg. Stride Length [m]	5.1	7.4	7.6	7.8	7.6	7.4	7.2							



- [] Ranking at each section and finish
- .-.- No data available at this section
- NA No data available



Horse/Jockey Name	Don't Tell Leanne
Final Rank	9
Fastest Section Time (Section)	0:10.11 (Overall)
Top Speed [km/h] (Section)	65.8 (800m)
Race State	Finished



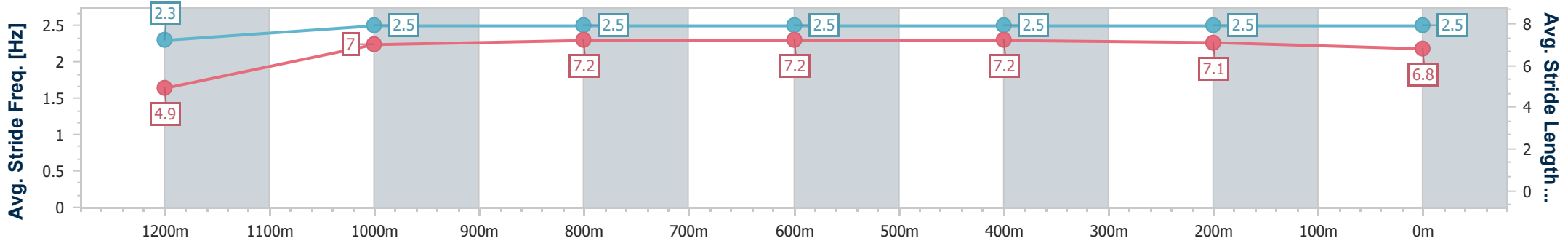
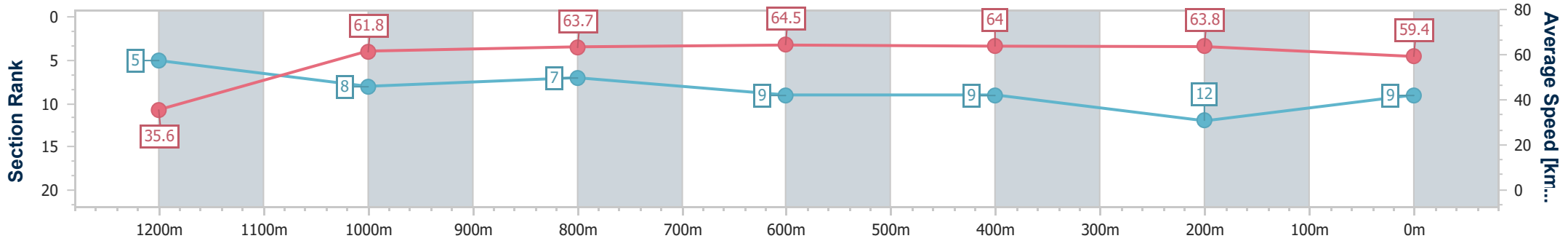
Townsville QLD Professional
Race 8: LADBROKES RACING CLUB BENCHMARK 65
Handicap - 1300m

04 April 2024 - 17:03

Track Rating: Soft 5, Weather: Fine, Rail Position: +4.0m 1000m-
W.P; +0.5m Remainder



Section	Overall	1200m	1000m	800m	600m	400m	200m
Section Times	1:18.86 [9] (0:10.11)	1:08.75 [5] (0:11.66)	0:57.09 [8] (0:11.44)	0:45.65 [7] (0:11.14)	0:34.51 [9] (0:11.12)	0:23.39 [9] (0:11.28)	0:12.11 [12] (0:12.11)
Average Speed [km/h]	35.6	61.8	63.7	64.5	64.0	63.8	59.4
Top Speed [km/h]	61.7	62.8	65.8	65.8	65.6	64.4	63.0
Avg. Dist. to Rail [m]	7.6	3.4	2.2	1.0	2.1	0.9	3.0
Avg. Stride Freq. [Hz]	2.3	2.5	2.5	2.5	2.5	2.5	2.5
Avg. Stride Length [m]	4.9	7.0	7.2	7.2	7.2	7.1	6.8



- [] Ranking at each section and finish
- .-.- No data available at this section
- NA No data available



Horse/Jockey Name	Aidenabet
Final Rank	10
Fastest Section Time (Section)	0:10.11 (Overall)
Top Speed [km/h] (Section)	66.3 (800m)
Race State	Finished



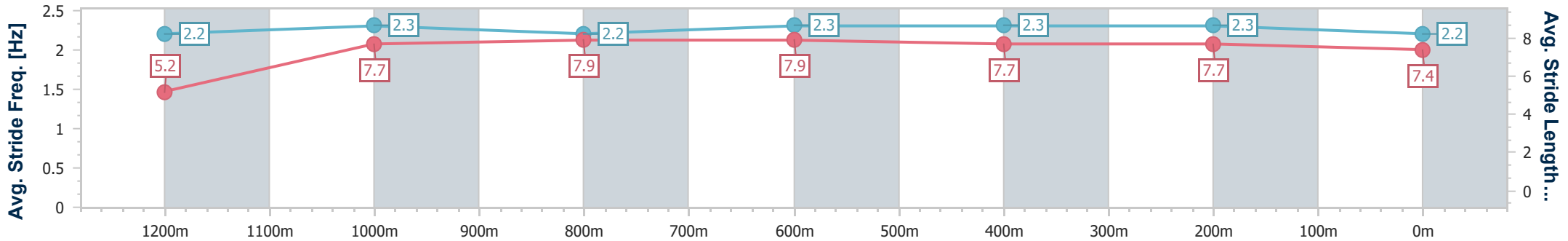
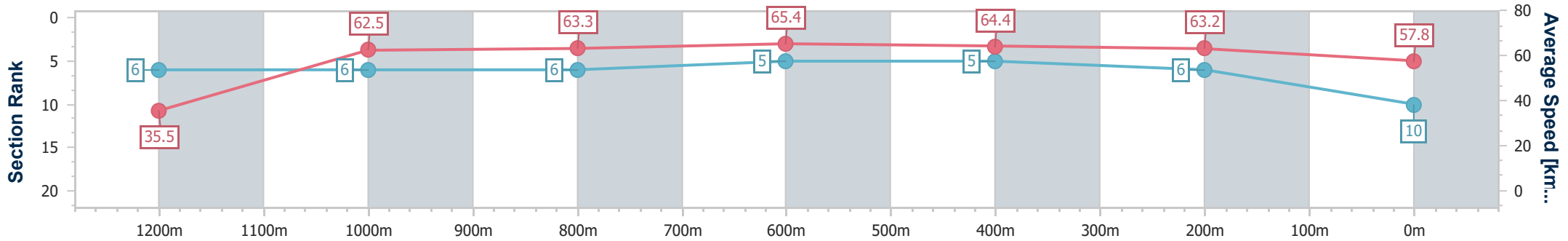
Townsville QLD Professional
Race 8: LADBROKES RACING CLUB BENCHMARK 65
Handicap - 1300m

04 April 2024 - 17:03

Track Rating: Soft 5, Weather: Fine, Rail Position: +4.0m 1000m-
W.P; +0.5m Remainder



Section	Overall	1200m	1000m	800m	600m	400m	200m
Section Times	1:18.96 [10] (0:10.11)	1:08.85 [6] (0:11.57)	0:57.28 [6] (0:11.51)	0:45.77 [6] (0:10.97)	0:34.80 [5] (0:11.01)	0:23.79 [5] (0:11.34)	0:12.45 [6] (0:12.45)
Average Speed [km/h]	35.5	62.5	63.3	65.4	64.4	63.2	57.8
Top Speed [km/h]	61.5	62.8	65.1	66.3	65.5	64.3	61.4
Avg. Dist. to Rail [m]	7.2	3.9	2.3	1.2	2.7	1.7	1.7
Avg. Stride Freq. [Hz]	2.2	2.3	2.2	2.3	2.3	2.3	2.2
Avg. Stride Length [m]	5.2	7.7	7.9	7.9	7.7	7.7	7.4



- [] Ranking at each section and finish
- .-.- No data available at this section
- NA No data available



Horse/Jockey Name	Counter Command
Final Rank	11
Fastest Section Time (Section)	0:09.88 (Overall)
Top Speed [km/h] (Section)	65.9 (1000m)
Race State	Finished



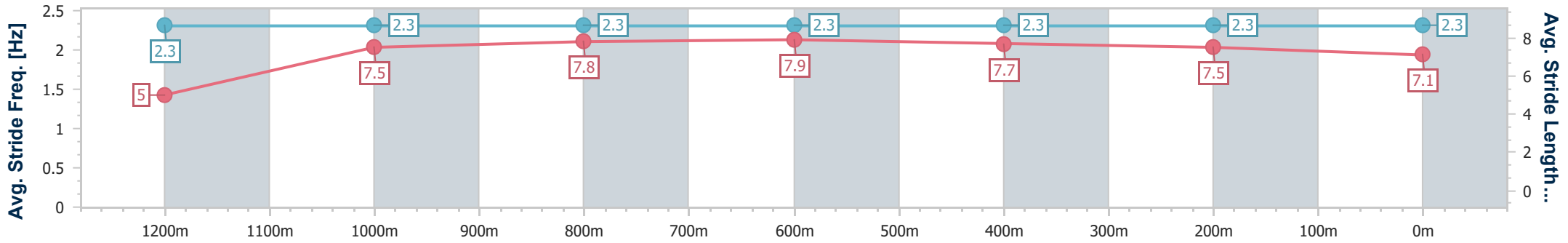
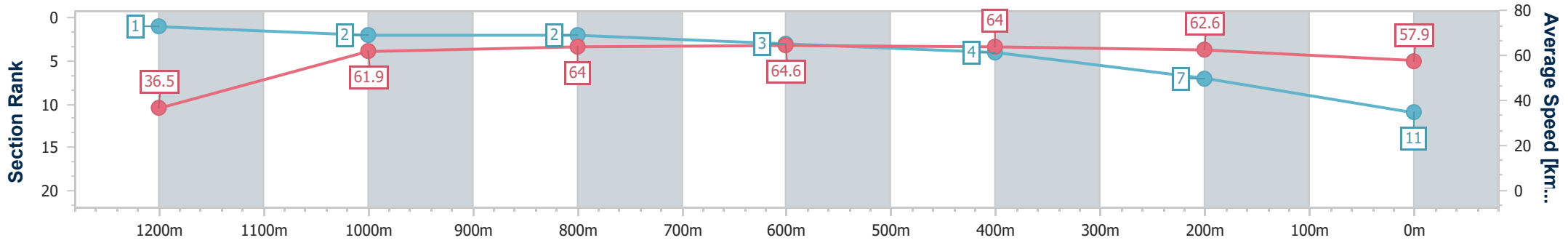
Townsville QLD Professional
Race 8: LADBROKES RACING CLUB BENCHMARK 65
Handicap - 1300m

04 April 2024 - 17:03

Track Rating: Soft 5, Weather: Fine, Rail Position: +4.0m 1000m-
W.P; +0.5m Remainder



Section	Overall	1200m	1000m	800m	600m	400m	200m							
Section Times	1:18.99 [11] (0:09.88)	1:09.11 [1] (0:11.66)	0:57.45 [2] (0:11.36)	0:46.09 [2] (0:11.10)	0:34.99 [3] (0:11.14)	0:23.85 [4] (0:11.44)	0:12.41 [7] (0:12.41)							
Average Speed [km/h]	36.5	61.9	64.0	64.6	64.0	62.6	57.9							
Top Speed [km/h]	61.5	62.9	65.9	65.8	65.3	64.1	61.5							
Avg. Dist. to Rail [m]	9.6	4.9	2.5	1.1	2.7	2.5	0.7							
Avg. Stride Freq. [Hz]	2.3	2.3	2.3	2.3	2.3	2.3	2.3							
Avg. Stride Length [m]	5.0	7.5	7.8	7.9	7.7	7.5	7.1							



- [] Ranking at each section and finish
- .-.- No data available at this section
- NA No data available



Horse/Jockey Name	Ten Schilling
Final Rank	12
Fastest Section Time (Section)	0:09.93 (Overall)
Top Speed [km/h] (Section)	65.4 (800m)
Race State	Finished



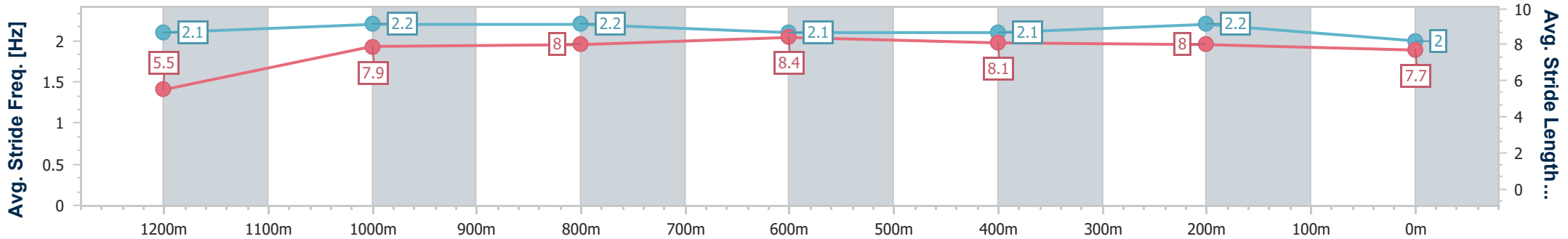
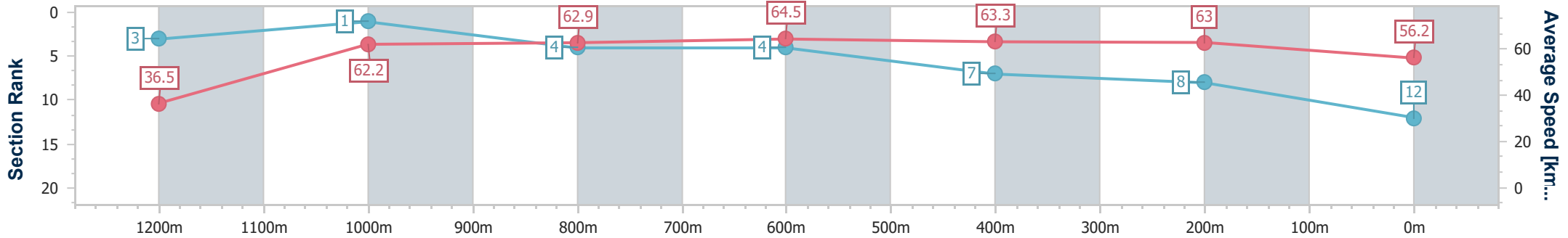
Townsville QLD Professional
Race 8: LADBROKES RACING CLUB BENCHMARK 65
Handicap - 1300m

04 April 2024 - 17:03

Track Rating: Soft 5, Weather: Fine, Rail Position: +4.0m 1000m-
W.P; +0.5m Remainder



Section	Overall	1200m	1000m	800m	600m	400m	200m						
Section Times	1:19.43 [12] (0:09.93)	1:09.50 [3] (0:11.58)	0:57.92 [1] (0:11.46)	0:46.46 [4] (0:11.12)	0:35.34 [4] (0:11.19)	0:24.15 [7] (0:11.34)	0:12.81 [8] (0:12.81)						
Average Speed [km/h]	36.5	62.2	62.9	64.5	63.3	63.0	56.2						
Top Speed [km/h]	62.0	63.1	64.4	65.4	65.0	63.4	61.5						
Avg. Dist. to Rail [m]	7.0	1.5	0.8	1.3	3.4	3.5	0.9						
Avg. Stride Freq. [Hz]	2.1	2.2	2.2	2.1	2.1	2.2	2.0						
Avg. Stride Length [m]	5.5	7.9	8.0	8.4	8.1	8.0	7.7						



- [] Ranking at each section and finish
- .-.- No data available at this section
- NA No data available