



Townsville QLD Professional

Race 5: LADBROKE IT! OPEN Handicap - 1200m

04 April 2024 - 15:04



Track Rating: Soft 5, Weather: Fine, Rail Position: +4m 1000m-W.P; +0.5m Remainder

Section		Overall	1000m	800m	600m	400m	200m	Last 600m					
Field Times		1:08.49 (0:12.43)	0:56.06 (0:11.36)	0:44.70 (0:11.17)	0:33.53 (0:10.95)	0:22.58 (0:10.86)	0:11.72 (0:11.72)	0:00.00					
Rank	TAB Horse/Jockey	Barrier	Top Speed [km/h]	Fastest Section	Margin	Margin	Margin	Margin	Distance Travelled [m]				
1	4 HURTLE Lacey Morrison	4	69.1	0:10.72 Overall 400m	1:08.49 [1] (0:12.93)	0:55.56 [3] (0:11.20)	0:44.36 [2] (0:11.00)	0:33.36 [2] (0:10.96)	0:22.40 [2] (0:10.72)	0:11.68 [2] (0:11.68)	1:08.49	0:33.36	
2	6 CAPTAIN BOND Jackson Murphy	6	67.5	0:10.86 600m 400m	1:08.64 [2] (0:12.43)	0:56.21 [1] (0:11.36)	0:44.85 [1] (0:11.17)	0:33.68 [1] (0:10.95)	0:22.73 [1] (0:10.86)	0:11.87 [1] (0:11.87)	0.86L	0:33.68	-9
3	5 FAMILY STAR Adam Sewell	5	68.2	0:10.72 600m 400m	1:08.92 [3] (0:12.77)	0:56.15 [2] (0:11.49)	0:44.66 [3] (0:11.15)	0:33.51 [3] (0:10.96)	0:22.55 [3] (0:10.72)	0:11.83 [3] (0:11.83)	2.53L	0:33.51	+4
4	3 GO GETABOY Adrian Layt	3	68.6	0:10.84 600m 400m	1:09.18 [4] (0:13.03)	0:56.15 [5] (0:11.34)	0:44.81 [4] (0:11.21)	0:33.60 [4] (0:11.05)	0:22.55 [4] (0:10.84)	0:11.71 [4] (0:11.71)	4.05L	0:33.60	+3
5	2 ACROBATIC Ashley Butler	2	67.5	0:10.90 800m 400m	1:09.42 [5] (0:12.98)	0:56.44 [4] (0:11.44)	0:45.00 [5] (0:11.24)	0:33.76 [5] (0:11.12)	0:22.64 [5] (0:10.90)	0:11.74 [5] (0:11.74)	5.44L	0:33.76	+7
6	7 MISSILE THUNDER Luke Tarrant	7	Data was not able to be tracked for this horse		-:--:-	-:--:-	-:--:-	-:--:-	-:--:-	-:--:-	9.3L	-:--:-	----

Scratched: Castile (#8), Yes Dream (#1)

[] Ranking at each section and finish
 -:--:- No data available at this section
 NA No data available

SCN Saddle cloth number
 DNF Did not finish
 DNT Did not track



Horse/Jockey Name	Hurtle
Final Rank	1
Fastest Section Time (Section)	0:10.72 (400m)
Top Speed [km/h] (Section)	69.1 (Overall)
Race State	Finished

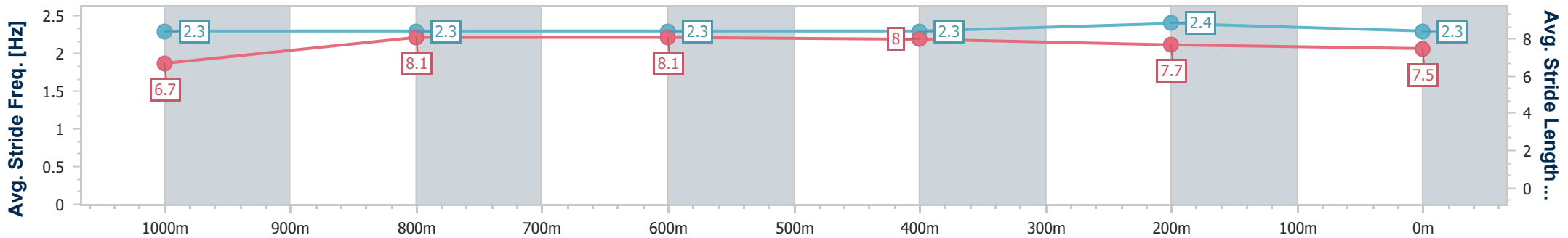
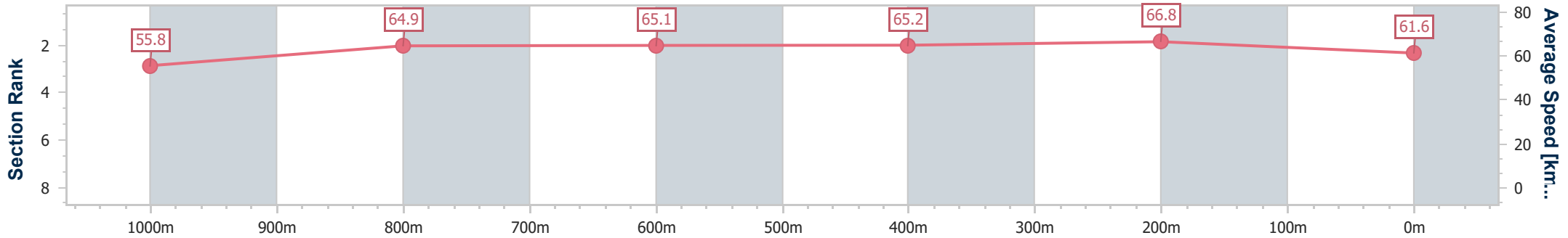


Townsville QLD Professional
Race 5: LADBROKE IT! OPEN Handicap - 1200m



04 April 2024 - 15:04
Track Rating: Soft 5, Weather: Fine, Rail Position: +4m 1000m-W.P;
+0.5m Remainder

Section	Overall	1000m	800m	600m	400m	200m
Section Times	1:08.49 [1] (0:12.93)	0:55.56 [3] (0:11.20)	0:44.36 [2] (0:11.00)	0:33.36 [2] (0:10.96)	0:22.40 [2] (0:10.72)	0:11.68 [2] (0:11.68)
Average Speed [km/h]	55.8	64.9	65.1	65.2	66.8	61.6
Top Speed [km/h]	69.1	67.6	68.0	68.2	68.1	65.5
Avg. Dist. to Rail [m]	8.4	1.8	1.4	1.7	0.7	1.7
Avg. Stride Freq. [Hz]	2.3	2.3	2.3	2.3	2.4	2.3
Avg. Stride Length [m]	6.7	8.1	8.1	8.0	7.7	7.5



- [] Ranking at each section and finish
- .-.- No data available at this section
- NA No data available



Horse/Jockey Name	Captain Bond
Final Rank	2
Fastest Section Time (Section)	0:10.86 (400m)
Top Speed [km/h] (Section)	67.5 (600m)
Race State	Finished

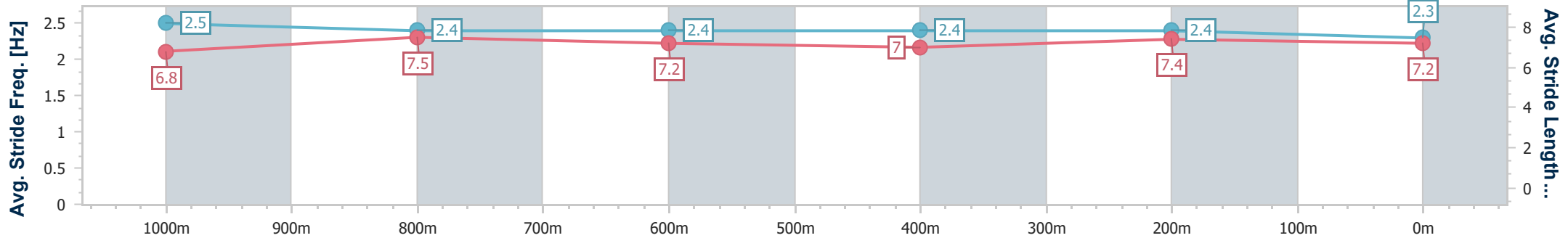
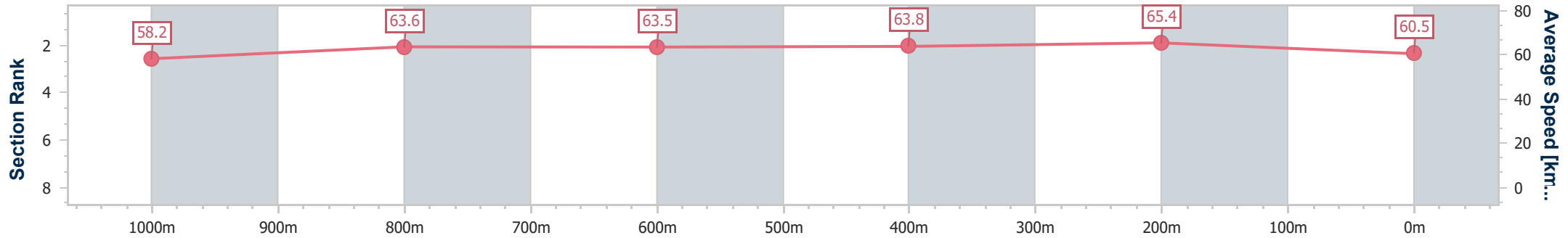


Townsville QLD Professional
Race 5: LADBROKE IT! OPEN Handicap - 1200m



04 April 2024 - 15:04
Track Rating: Soft 5, Weather: Fine, Rail Position: +4m 1000m-W.P;
+0.5m Remainder

Section	Overall	1000m	800m	600m	400m	200m
Section Times	1:08.64 [2] (0:12.43)	0:56.21 [1] (0:11.36)	0:44.85 [1] (0:11.17)	0:33.68 [1] (0:10.95)	0:22.73 [1] (0:10.86)	0:11.87 [1] (0:11.87)
Average Speed [km/h]	58.2	63.6	63.5	63.8	65.4	60.5
Top Speed [km/h]	65.8	66.2	65.8	67.5	65.7	64.2
Avg. Dist. to Rail [m]	5.3	1.3	2.8	5.9	6.8	6.0
Avg. Stride Freq. [Hz]	2.5	2.4	2.4	2.4	2.4	2.3
Avg. Stride Length [m]	6.8	7.5	7.2	7.0	7.4	7.2



- [] Ranking at each section and finish
- .-.- No data available at this section
- NA No data available



Horse/Jockey Name	Family Star
Final Rank	3
Fastest Section Time (Section)	0:10.72 (400m)
Top Speed [km/h] (Section)	68.2 (600m)
Race State	Finished

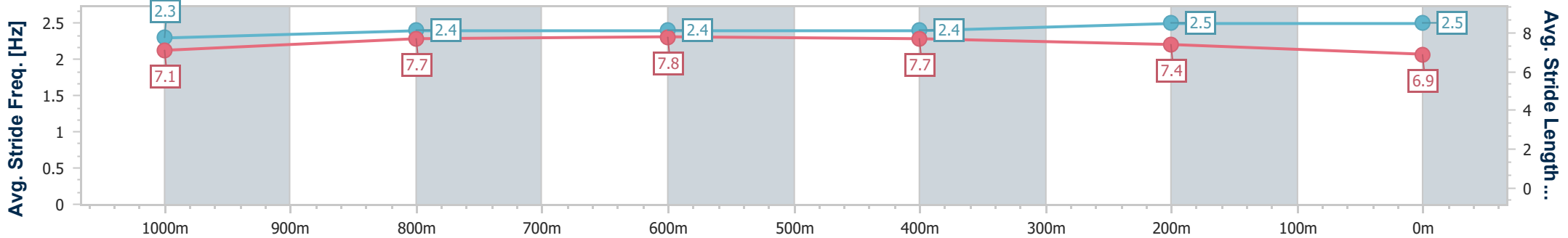
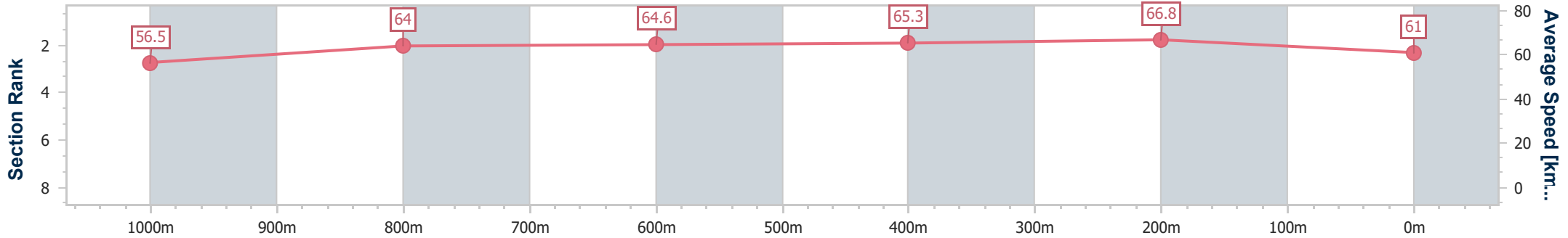


Townsville QLD Professional
Race 5: LADBROKE IT! OPEN Handicap - 1200m



04 April 2024 - 15:04
Track Rating: Soft 5, Weather: Fine, Rail Position: +4m 1000m-W.P;
+0.5m Remainder

Section	Overall	1000m	800m	600m	400m	200m
Section Times	1:08.92 [3] (0:12.77)	0:56.15 [2] (0:11.49)	0:44.66 [3] (0:11.15)	0:33.51 [3] (0:10.96)	0:22.55 [3] (0:10.72)	0:11.83 [3] (0:11.83)
Average Speed [km/h]	56.5	64.0	64.6	65.3	66.8	61.0
Top Speed [km/h]	66.9	66.9	67.8	68.2	67.4	65.4
Avg. Dist. to Rail [m]	7.3	3.9	0.8	1.6	1.0	2.9
Avg. Stride Freq. [Hz]	2.3	2.4	2.4	2.4	2.5	2.5
Avg. Stride Length [m]	7.1	7.7	7.8	7.7	7.4	6.9



- [] Ranking at each section and finish
- .-.- No data available at this section
- NA No data available



Horse/Jockey Name	Go Getaboy
Final Rank	4
Fastest Section Time (Section)	0:10.84 (400m)
Top Speed [km/h] (Section)	68.6 (600m)
Race State	Finished

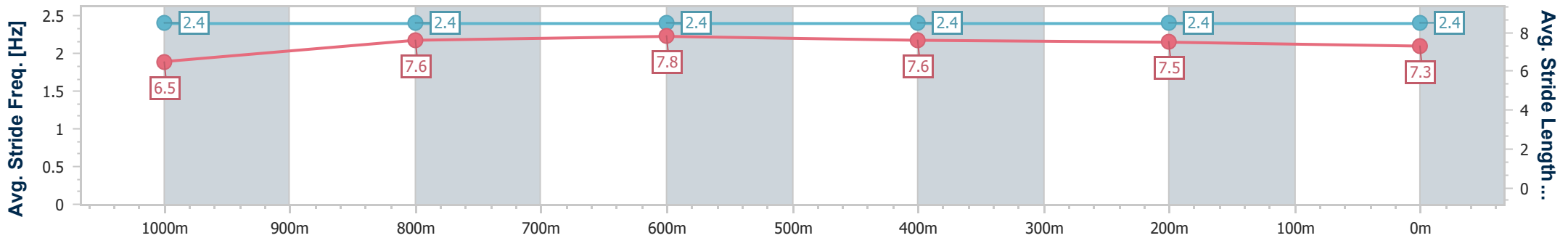
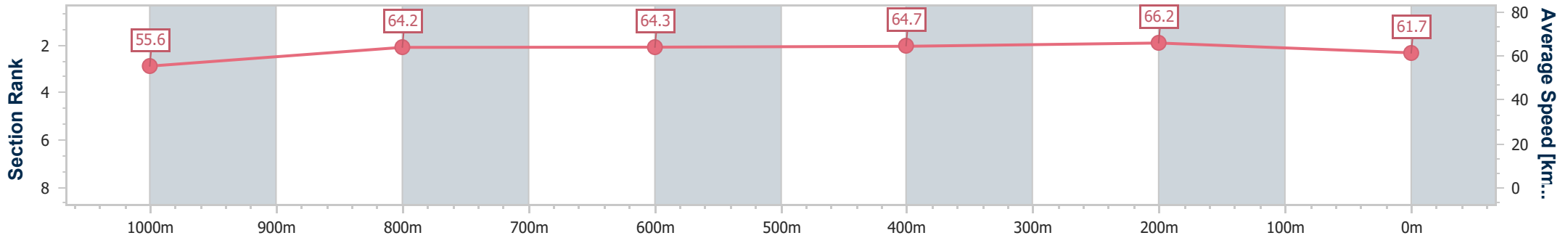


Townsville QLD Professional
Race 5: LADBROKE IT! OPEN Handicap - 1200m



04 April 2024 - 15:04
Track Rating: Soft 5, Weather: Fine, Rail Position: +4m 1000m-W.P;
+0.5m Remainder

Section	Overall	1000m	800m	600m	400m	200m
Section Times	1:09.18 [4] (0:13.03)	0:56.15 [5] (0:11.34)	0:44.81 [4] (0:11.21)	0:33.60 [4] (0:11.05)	0:22.55 [4] (0:10.84)	0:11.71 [4] (0:11.71)
Average Speed [km/h]	55.6	64.2	64.3	64.7	66.2	61.7
Top Speed [km/h]	68.0	68.1	67.4	68.6	67.0	64.9
Avg. Dist. to Rail [m]	8.3	2.9	0.7	1.1	1.2	3.1
Avg. Stride Freq. [Hz]	2.4	2.4	2.4	2.4	2.4	2.4
Avg. Stride Length [m]	6.5	7.6	7.8	7.6	7.5	7.3



- [] Ranking at each section and finish
- .-.- No data available at this section
- NA No data available



Horse/Jockey Name	Acrobatic
Final Rank	5
Fastest Section Time (Section)	0:10.90 (400m)
Top Speed [km/h] (Section)	67.5 (800m)
Race State	Finished

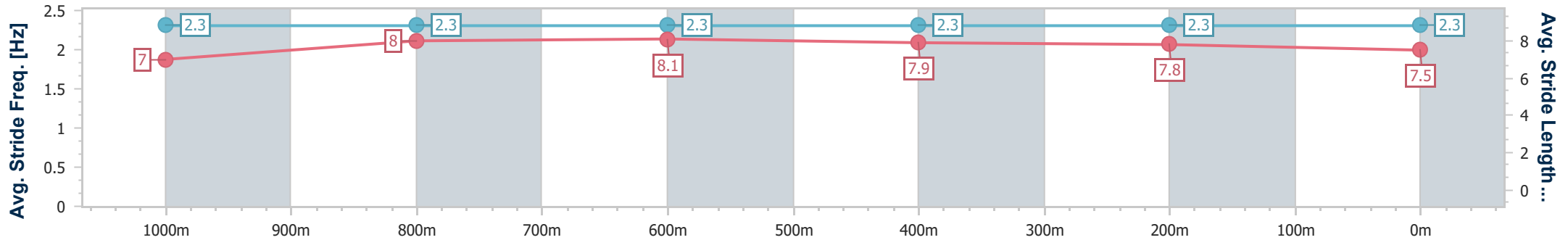
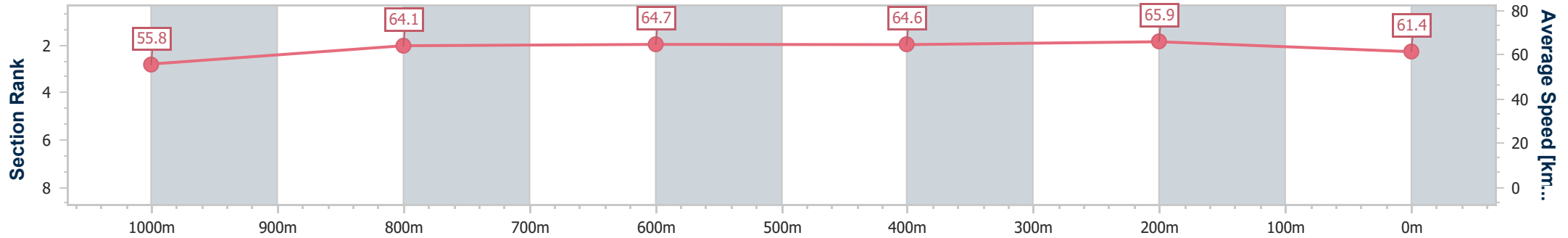


Townsville QLD Professional
Race 5: LADBROKE IT! OPEN Handicap - 1200m



04 April 2024 - 15:04
Track Rating: Soft 5, Weather: Fine, Rail Position: +4m 1000m-W.P;
+0.5m Remainder

Section	Overall	1000m	800m	600m	400m	200m
Section Times	1:09.42 [5] (0:12.98)	0:56.44 [4] (0:11.44)	0:45.00 [5] (0:11.24)	0:33.76 [5] (0:11.12)	0:22.64 [5] (0:10.90)	0:11.74 [5] (0:11.74)
Average Speed [km/h]	55.8	64.1	64.7	64.6	65.9	61.4
Top Speed [km/h]	65.7	67.2	67.5	67.2	66.2	65.3
Avg. Dist. to Rail [m]	9.2	4.6	1.2	0.7	1.1	4.0
Avg. Stride Freq. [Hz]	2.3	2.3	2.3	2.3	2.3	2.3
Avg. Stride Length [m]	7.0	8.0	8.1	7.9	7.8	7.5



- [] Ranking at each section and finish
- .-.- No data available at this section
- NA No data available



Horse/Jockey Name	Missile Thunder
Final Rank	6
Fastest Section Time (Section)	-:--:--
Top Speed [km/h] (Section)	--.-
Race State	DidNotTrack



Townsville QLD Professional
Race 5: LADBROKE IT! OPEN Handicap - 1200m
04 April 2024 - 15:04
Track Rating: Soft 5, Weather: Fine, Rail Position: +4m 1000m-W.P;
+0.5m Remainder



Section	Overall	1000m	800m	600m	400m	200m							
Section Times	-:--:--	-:--:--	-:--:--	-:--:--	-:--:--	-:--:--							
Average Speed [km/h]	--.-	--.-	--.-	--.-	--.-	--.-							
Top Speed [km/h]	--.-	--.-	--.-	--.-	--.-	--.-							
Avg. Dist. to Rail [m]	--	--	--	--	--	--							
Avg. Stride Freq. [Hz]	--.-	--.-	--.-	--.-	--.-	--.-							
Avg. Stride Length [m]	--.-	--.-	--.-	--.-	--.-	--.-							

[] Ranking at each section and finish
-:--:-- No data available at this section
NA No data available