



Doomben QLD Professional
Race 10: SOUTHS SPORTS CLUB Colts, Geldings & Entires
BENCHMARK 65 Handicap - 1200m
03 April 2024 - 17:11



BRISBANE
RACING CLUB

Track Rating: Good 4, Weather: Fine, Rail Position: +8m

Section		Overall	1000m	800m	600m	400m	200m	Last 600m					
Field Times		1:10.56 (0:13.42)	0:57.14 (0:10.84)	0:46.30 (0:11.44)	0:34.86 (0:11.45)	0:23.41 (0:11.28)	0:12.13 (0:12.13)	0:34.86					
Rank	TAB Horse/Jockey	Barrier	Top Speed [km/h]	Fastest Section							Margin	Distance Travelled [m]	
1	12 MOUNT FUJI Jake Bayliss	12	69.8 400m	0:10.73 400m	1:10.56 [1] (0:14.10)	0:56.46 [10] (0:11.03)	0:45.43 [10] (0:11.36)	0:34.07 [11] (0:11.57)	0:22.50 [11] (0:10.73)	0:11.77 [8] (0:11.77)	1:10.56	0:34.07	
2	4 BAD EDUCATION Martin Harley	4	69.2 1000m	0:10.84 1000m	1:10.62 [2] (0:13.69)	0:56.93 [5] (0:10.84)	0:46.09 [4] (0:11.43)	0:34.66 [4] (0:11.43)	0:23.23 [3] (0:11.17)	0:12.06 [3] (0:12.06)	0.06L	0:34.66	-3
3	5 BILLIONAIRE BABY Bailey Wheeler	5	67.0 1000m	0:10.98 1000m	1:10.72 [3] (0:13.83)	0:56.89 [6] (0:10.98)	0:45.91 [7] (0:11.31)	0:34.60 [7] (0:11.50)	0:23.10 [5] (0:10.98)	0:12.12 [4] (0:12.12)	0.1L	0:34.60	+4
4	7 CHILLIWACK Noel Callow	7	67.9 1000m	0:10.80 1000m	1:10.74 [4] (0:13.60)	0:57.14 [3] (0:10.80)	0:46.34 [3] (0:11.42)	0:34.92 [3] (0:11.66)	0:23.26 [4] (0:11.20)	0:12.06 [6] (0:12.06)	0.02L	0:34.92	-8
5	14 HELL AND BACK James Orman	14	69.7 1000m	0:10.84 1000m	1:10.75 [5] (0:13.42)	0:57.33 [1] (0:10.84)	0:46.49 [1] (0:11.46)	0:35.03 [2] (0:11.50)	0:23.53 [2] (0:11.26)	0:12.27 [2] (0:12.27)	0.01L	0:35.03	-5
6	13 MONTE OUTLANDER Taylor Marshall	13	67.8 800m	0:11.00 400m	1:10.82 [6] (0:14.01)	0:56.81 [9] (0:11.16)	0:45.65 [11] (0:11.16)	0:34.49 [10] (0:11.49)	0:23.00 [8] (0:11.00)	0:12.00 [9] (0:12.00)	0.07L	0:34.49	+1
7	21 BRASCO Mark Du Plessis	21	66.8 1000m	0:11.03 1000m	1:10.84 [7] (0:13.61)	0:57.23 [4] (0:11.03)	0:46.20 [5] (0:11.43)	0:34.77 [5] (0:11.62)	0:23.15 [7] (0:11.09)	0:12.06 [7] (0:12.06)	0.02L	0:34.77	-1
8	8 SINGLE TOUCH Matthew McGuren	8	67.8 1000m	0:10.85 1000m	1:11.00 [8] (0:13.51)	0:57.49 [2] (0:10.85)	0:46.64 [2] (0:11.34)	0:35.30 [1] (0:11.45)	0:23.85 [1] (0:11.28)	0:12.57 [1] (0:12.57)	0.16L	0:35.30	-5
9	10 SCRIPT WRITER Cejay Graham	10	67.9 1000m	0:10.78 1000m	1:11.07 [9] (0:13.96)	0:57.11 [8] (0:10.78)	0:46.33 [6] (0:11.36)	0:34.97 [6] (0:11.54)	0:23.43 [6] (0:11.03)	0:12.40 [5] (0:12.40)	0.07L	0:34.97	-8
10	15 LORD LUKER Jag Guthmann-Chester	15	67.6 Overall	0:10.80 1000m	1:11.20 [10] (0:14.29)	0:56.91 [11] (0:10.80)	0:46.11 [9] (0:11.23)	0:34.88 [9] (0:11.51)	0:23.37 [9] (0:11.20)	0:12.17 [11] (0:12.17)	0.13L	0:34.88	-8

Scratched: Galactic Legend (#20), Zelgaria (#17), Secret Statement (#18), Hang Five (#9), Spill The Secret (#16), Majestic Boom (#22), Hurts So Good (#11), Quarantine Dreams (#1), Compelling Truth (#3), Tel



Doomben QLD Professional
Race 10: SOUTHS SPORTS CLUB Colts, Geldings & Entires
BENCHMARK 65 Handicap - 1200m
03 April 2024 - 17:11



Track Rating: Good 4, Weather: Fine, Rail Position: +8m

Section	Overall	1000m	800m	600m	400m	200m	Last 600m
Field Times	1:10.56 (0:13.42)	0:57.14 (0:10.84)	0:46.30 (0:11.44)	0:34.86 (0:11.45)	0:23.41 (0:11.28)	0:12.13 (0:12.13)	0:34.86

Rank	TAB	Horse/Jockey	Barrier	Top Speed [km/h]	Fastest Section	Overall	1000m	800m	600m	400m	200m	Margin	Distance Travelled [m]
11	2	POLE POSITION Marnu Potgieter	2	67.8 1000m	0:10.88 1000m	1:11.23 [11] (0:13.94)	0:57.29 [7] (0:10.88)	0:46.41 [8] (0:11.49)	0:34.92 [8] (0:11.63)	0:23.29 [10] (0:11.05)	0:12.24 [10] (0:12.24)	0.03L	0:34.92 -1
12	6	PORKY Ryan Maloney	6	66.4 400m	0:11.07 400m	1:11.67 [12] (0:14.29)	0:57.38 [12] (0:11.10)	0:46.28 [12] (0:11.32)	0:34.96 [12] (0:11.59)	0:23.37 [12] (0:11.07)	0:12.30 [12] (0:12.30)	0.44L	0:34.96 -2

Scratched: Galactic Legend (#20), Zelgaria (#17), Secret Statement (#18), Hang Five (#9), Spill The Secret (#16), Majestic Boom (#22), Hurts So Good (#11), Quarantine Dreams (#1), Compelling Truth (#3), Tel

[] Ranking at each section and finish
 -:-:-:- No data available at this section
 NA No data available

SCN Saddle cloth number
 DNF Did not finish
 DNT Did not track



Horse/Jockey Name	Mount Fuji
Final Rank	1
Fastest Section Time (Section)	0:10.73 (400m)
Top Speed [km/h] (Section)	69.8 (400m)
Race State	Finished



Doomben QLD Professional
Race 10: SOUTHS SPORTS CLUB Colts, Geldings & Entires
BENCHMARK 65 Handicap - 1200m

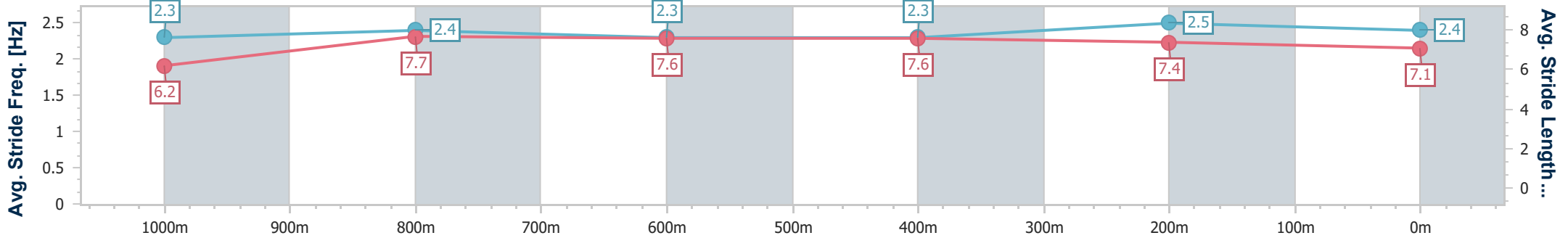
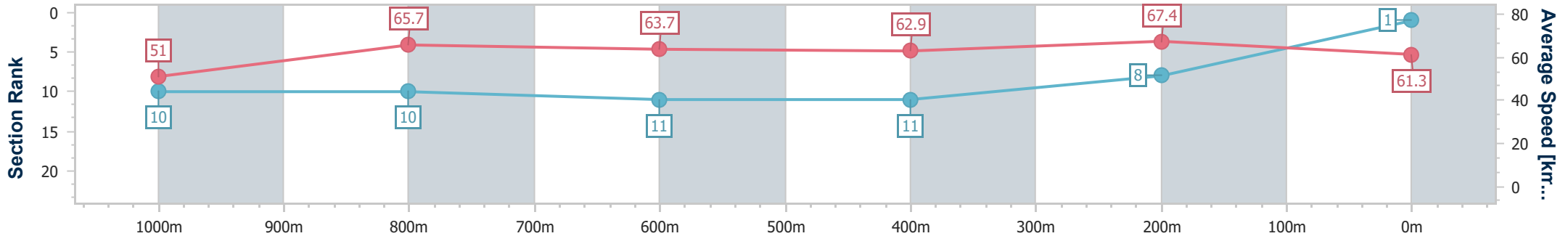
03 April 2024 - 17:11

Track Rating: Good 4, Weather: Fine, Rail Position: +8m



BRISBANE
RACING CLUB

Section	Overall	1000m	800m	600m	400m	200m
Section Times	1:10.56 [1] (0:14.10)	0:56.46 [10] (0:11.03)	0:45.43 [10] (0:11.36)	0:34.07 [11] (0:11.57)	0:22.50 [11] (0:10.73)	0:11.77 [8] (0:11.77)
Average Speed [km/h]	51.0	65.7	63.7	62.9	67.4	61.3
Top Speed [km/h]	65.4	66.5	65.9	64.7	69.8	66.0
Avg. Dist. to Rail [m]	3.5	2.1	1.4	1.8	3.5	4.9
Avg. Stride Freq. [Hz]	2.3	2.4	2.3	2.3	2.5	2.4
Avg. Stride Length [m]	6.2	7.7	7.6	7.6	7.4	7.1



- [] Ranking at each section and finish
- .-.- No data available at this section
- NA No data available



Horse/Jockey Name	Bad Education
Final Rank	2
Fastest Section Time (Section)	0:10.84 (1000m)
Top Speed [km/h] (Section)	69.2 (1000m)
Race State	Finished



Doomben QLD Professional
Race 10: SOUTHS SPORTS CLUB Colts, Geldings & Entires
BENCHMARK 65 Handicap - 1200m

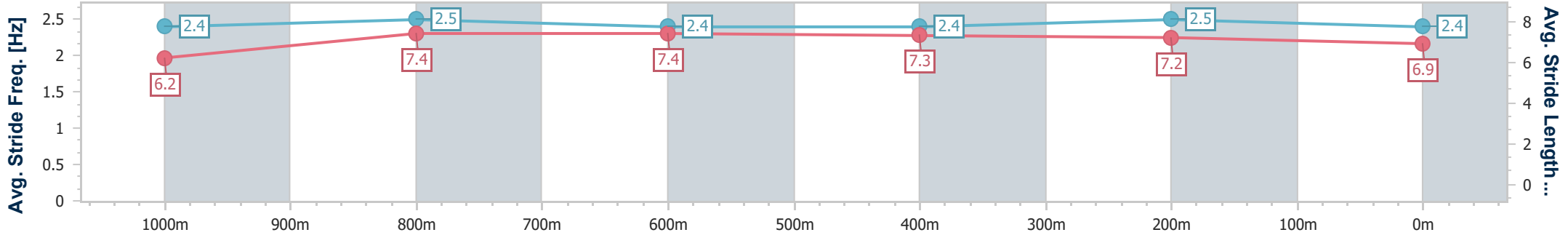
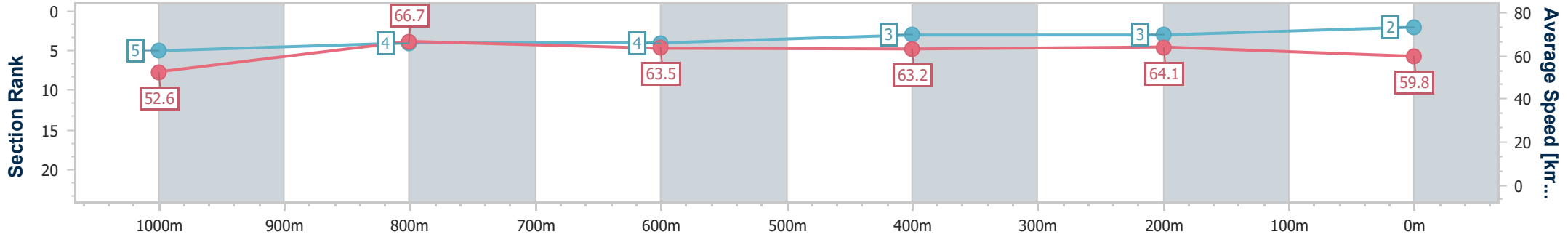
03 April 2024 - 17:11

Track Rating: Good 4, Weather: Fine, Rail Position: +8m



BRISBANE
RACING CLUB

Section	Overall	1000m	800m	600m	400m	200m
Section Times	1:10.62 [2] (0:13.69)	0:56.93 [5] (0:10.84)	0:46.09 [4] (0:11.43)	0:34.66 [4] (0:11.43)	0:23.23 [3] (0:11.17)	0:12.06 [3] (0:12.06)
Average Speed [km/h]	52.6	66.7	63.5	63.2	64.1	59.8
Top Speed [km/h]	66.4	69.2	64.8	64.1	65.4	62.5
Avg. Dist. to Rail [m]	3.4	2.4	1.7	1.1	1.1	3.3
Avg. Stride Freq. [Hz]	2.4	2.5	2.4	2.4	2.5	2.4
Avg. Stride Length [m]	6.2	7.4	7.4	7.3	7.2	6.9



- [] Ranking at each section and finish
- .-.- No data available at this section
- NA No data available



Horse/Jockey Name	Billionair Baby
Final Rank	3
Fastest Section Time (Section)	0:10.98 (1000m)
Top Speed [km/h] (Section)	67.0 (1000m)
Race State	Finished



Doomben QLD Professional
Race 10: SOUTHS SPORTS CLUB Colts, Geldings & Entires
BENCHMARK 65 Handicap - 1200m

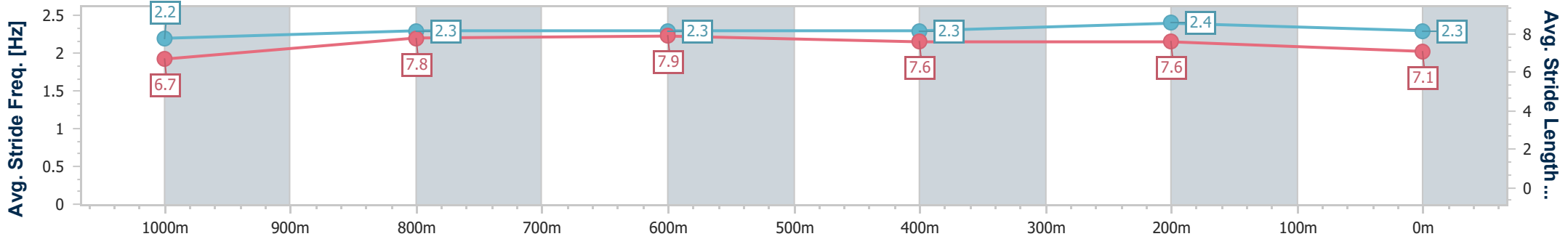
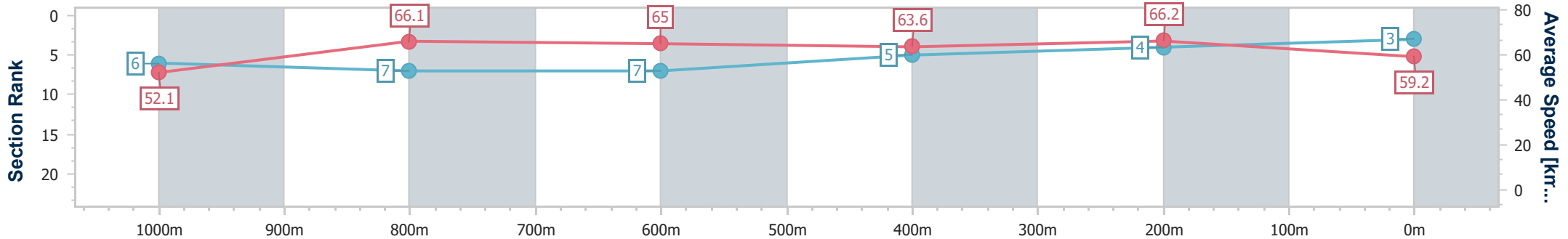
03 April 2024 - 17:11

Track Rating: Good 4, Weather: Fine, Rail Position: +8m



BRISBANE
RACING CLUB

Section	Overall	1000m	800m	600m	400m	200m
Section Times	1:10.72 [3] (0:13.83)	0:56.89 [6] (0:10.98)	0:45.91 [7] (0:11.31)	0:34.60 [7] (0:11.50)	0:23.10 [5] (0:10.98)	0:12.12 [4]
Average Speed [km/h]	52.1	66.1	65.0	63.6	66.2	59.2
Top Speed [km/h]	66.4	67.0	66.0	64.9	66.7	65.0
Avg. Dist. to Rail [m]	5.0	2.3	3.8	3.2	4.9	5.8
Avg. Stride Freq. [Hz]	2.2	2.3	2.3	2.3	2.4	2.3
Avg. Stride Length [m]	6.7	7.8	7.9	7.6	7.6	7.1



- [] Ranking at each section and finish
- .-.- No data available at this section
- NA No data available



Horse/Jockey Name	Chilliwack
Final Rank	4
Fastest Section Time (Section)	0:10.80 (1000m)
Top Speed [km/h] (Section)	67.9 (1000m)
Race State	Finished



Doomben QLD Professional
Race 10: SOUTHS SPORTS CLUB Colts, Geldings & Entires
BENCHMARK 65 Handicap - 1200m

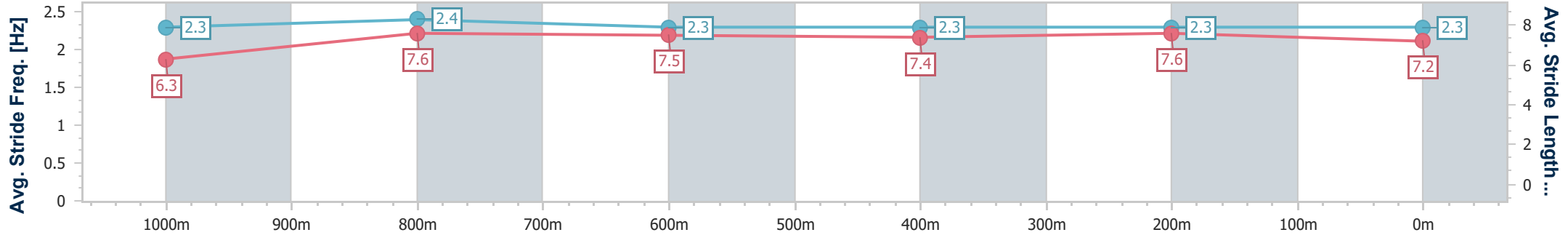
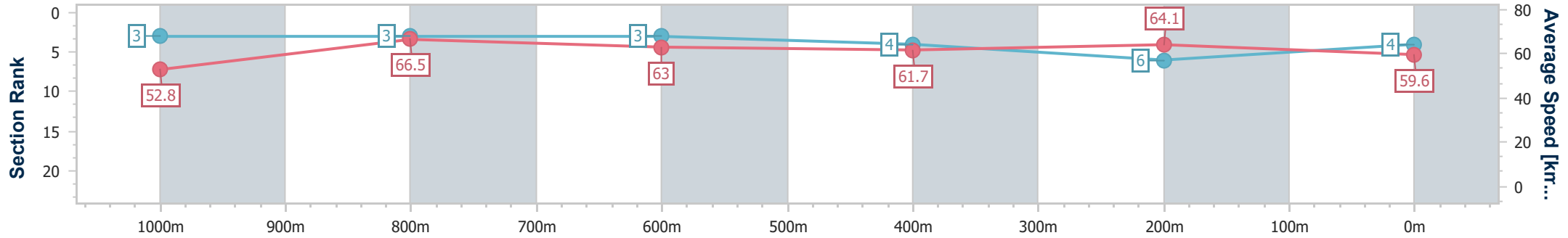
03 April 2024 - 17:11

Track Rating: Good 4, Weather: Fine, Rail Position: +8m



BRISBANE
RACING CLUB

Section	Overall	1000m	800m	600m	400m	200m
Section Times	1:10.74 [4] (0:13.60)	0:57.14 [3] (0:10.80)	0:46.34 [3] (0:11.42)	0:34.92 [3] (0:11.66)	0:23.26 [4] (0:11.20)	0:12.06 [6] (0:12.06)
Average Speed [km/h]	52.8	66.5	63.0	61.7	64.1	59.6
Top Speed [km/h]	66.8	67.9	64.8	63.7	65.0	63.1
Avg. Dist. to Rail [m]	0.7	1.1	0.9	0.5	0.3	0.3
Avg. Stride Freq. [Hz]	2.3	2.4	2.3	2.3	2.3	2.3
Avg. Stride Length [m]	6.3	7.6	7.5	7.4	7.6	7.2



- [] Ranking at each section and finish
- .-.- No data available at this section
- NA No data available



Horse/Jockey Name	Hell And Back
Final Rank	5
Fastest Section Time (Section)	0:10.84 (1000m)
Top Speed [km/h] (Section)	69.7 (1000m)
Race State	Finished



Doomben QLD Professional
Race 10: SOUTHS SPORTS CLUB Colts, Geldings & Entires
BENCHMARK 65 Handicap - 1200m

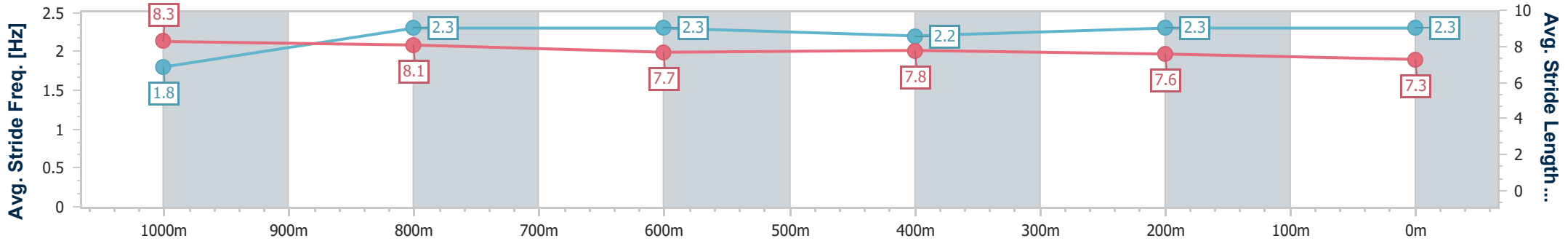
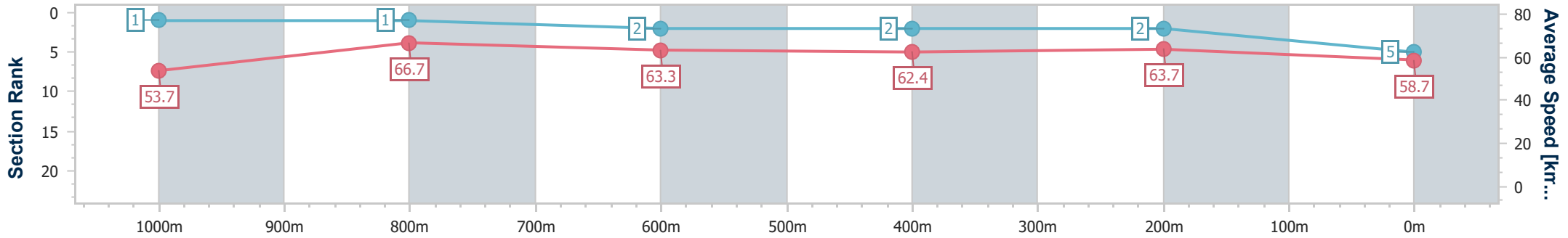
03 April 2024 - 17:11

Track Rating: Good 4, Weather: Fine, Rail Position: +8m



BRISBANE
RACING CLUB

Section	Overall	1000m	800m	600m	400m	200m
Section Times	1:10.75 [5] (0:13.42)	0:57.33 [1] (0:10.84)	0:46.49 [1] (0:11.46)	0:35.03 [2] (0:11.50)	0:23.53 [2] (0:11.26)	0:12.27 [2] (0:12.27)
Average Speed [km/h]	53.7	66.7	63.3	62.4	63.7	58.7
Top Speed [km/h]	69.5	69.7	64.7	65.0	65.3	62.6
Avg. Dist. to Rail [m]	7.7	2.5	0.9	0.9	1.5	0.8
Avg. Stride Freq. [Hz]	1.8	2.3	2.3	2.2	2.3	2.3
Avg. Stride Length [m]	8.3	8.1	7.7	7.8	7.6	7.3



- [] Ranking at each section and finish
- .-.- No data available at this section
- NA No data available



Horse/Jockey Name	Monte Outlander
Final Rank	6
Fastest Section Time (Section)	0:11.00 (400m)
Top Speed [km/h] (Section)	67.8 (800m)
Race State	Finished



Doomben QLD Professional
Race 10: SOUTHS SPORTS CLUB Colts, Geldings & Entires
BENCHMARK 65 Handicap - 1200m

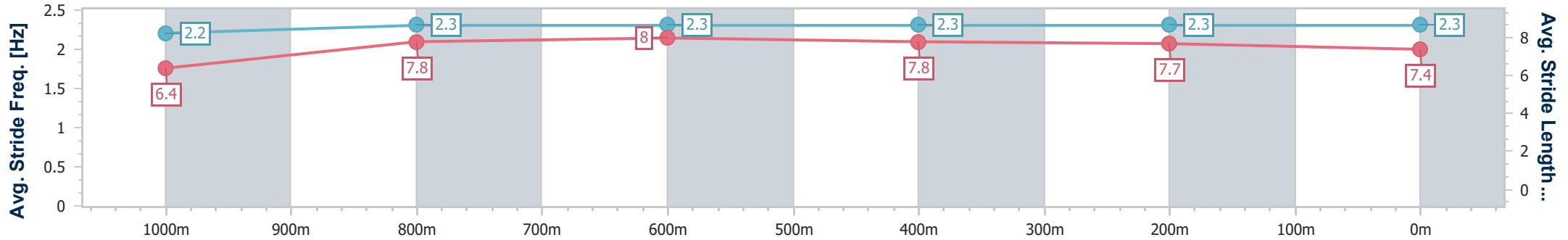
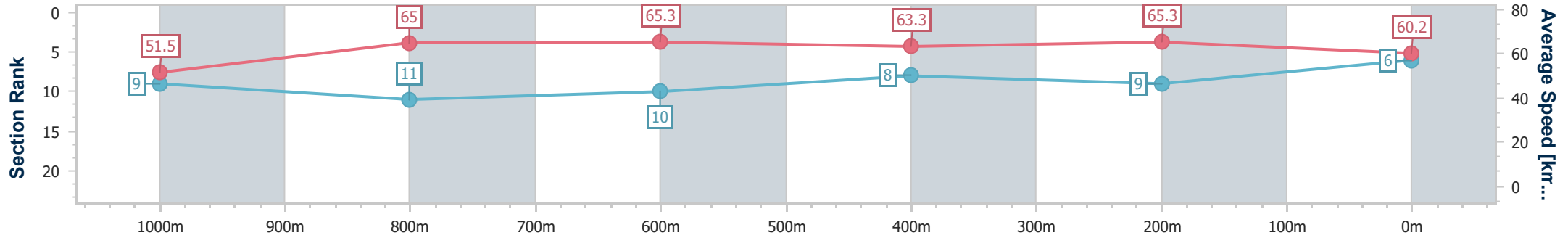
03 April 2024 - 17:11

Track Rating: Good 4, Weather: Fine, Rail Position: +8m



BRISBANE
RACING CLUB

Section	Overall	1000m	800m	600m	400m	200m
Section Times	1:10.82 [6] (0:14.01)	0:56.81 [9] (0:11.16)	0:45.65 [11] (0:11.16)	0:34.49 [10] (0:11.49)	0:23.00 [8] (0:11.00)	0:12.00 [9] (0:12.00)
Average Speed [km/h]	51.5	65.0	65.3	63.3	65.3	60.2
Top Speed [km/h]	65.1	66.5	67.8	65.2	67.1	63.7
Avg. Dist. to Rail [m]	5.9	2.7	3.0	1.6	2.6	6.4
Avg. Stride Freq. [Hz]	2.2	2.3	2.3	2.3	2.3	2.3
Avg. Stride Length [m]	6.4	7.8	8.0	7.8	7.7	7.4



- [] Ranking at each section and finish
- .-.- No data available at this section
- NA No data available



Horse/Jockey Name	Brasco
Final Rank	7
Fastest Section Time (Section)	0:11.03 (1000m)
Top Speed [km/h] (Section)	66.8 (1000m)
Race State	Finished



Doomben QLD Professional
Race 10: SOUTHS SPORTS CLUB Colts, Geldings & Entires
BENCHMARK 65 Handicap - 1200m

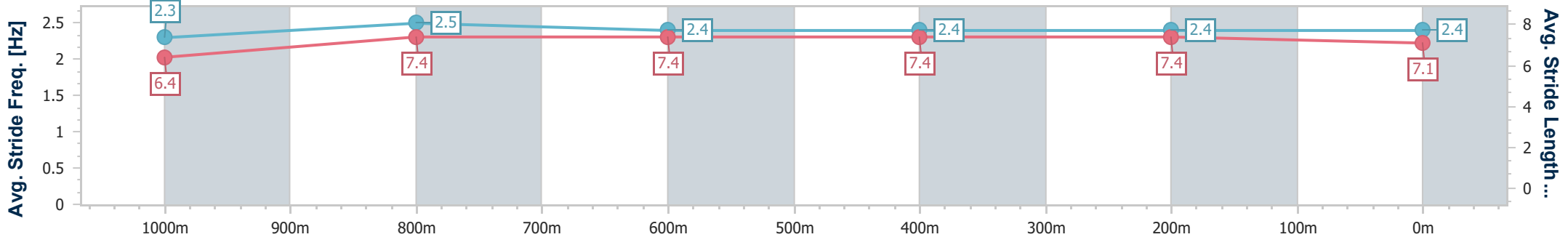
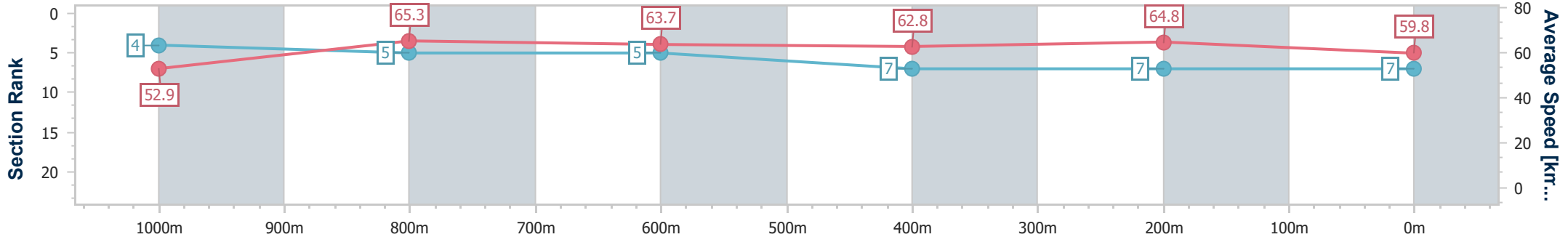
03 April 2024 - 17:11

Track Rating: Good 4, Weather: Fine, Rail Position: +8m



BRISBANE
RACING CLUB

Section	Overall	1000m	800m	600m	400m	200m
Section Times	1:10.84 [7] (0:13.61)	0:57.23 [4] (0:11.03)	0:46.20 [5] (0:11.43)	0:34.77 [5] (0:11.62)	0:23.15 [7] (0:11.09)	0:12.06 [7] (0:12.06)
Average Speed [km/h]	52.9	65.3	63.7	62.8	64.8	59.8
Top Speed [km/h]	66.4	66.8	65.6	64.6	65.8	64.9
Avg. Dist. to Rail [m]	1.4	1.0	1.9	2.4	2.6	4.1
Avg. Stride Freq. [Hz]	2.3	2.5	2.4	2.4	2.4	2.4
Avg. Stride Length [m]	6.4	7.4	7.4	7.4	7.4	7.1



- [] Ranking at each section and finish
- .-.- No data available at this section
- NA No data available



Horse/Jockey Name	Single Touch
Final Rank	8
Fastest Section Time (Section)	0:10.85 (1000m)
Top Speed [km/h] (Section)	67.8 (1000m)
Race State	Finished



Doomben QLD Professional
Race 10: SOUTHS SPORTS CLUB Colts, Geldings & Entires
BENCHMARK 65 Handicap - 1200m

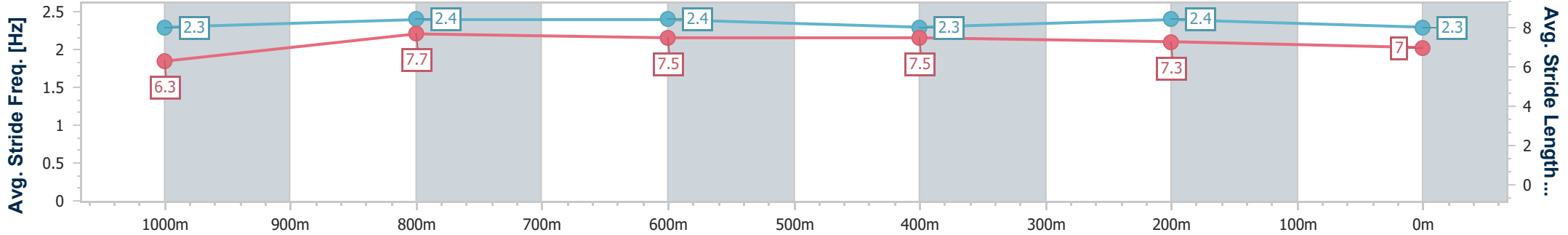
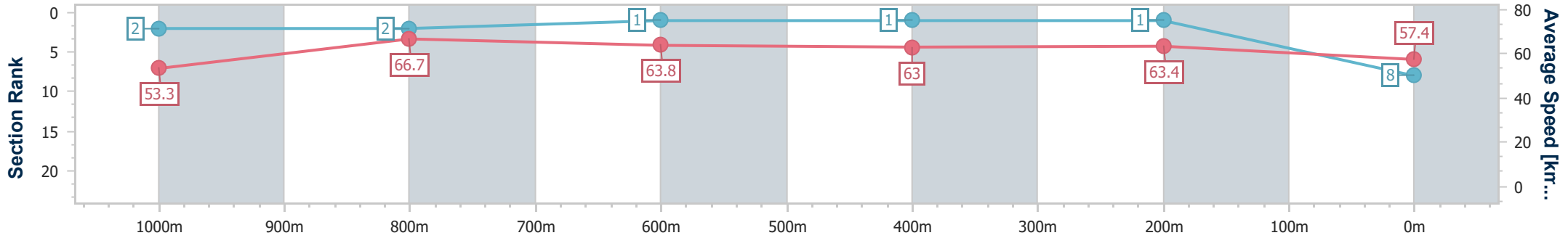
03 April 2024 - 17:11

Track Rating: Good 4, Weather: Fine, Rail Position: +8m



BRISBANE
RACING CLUB

Section	Overall	1000m	800m	600m	400m	200m
Section Times	1:11.00 [8] (0:13.51)	0:57.49 [2] (0:10.85)	0:46.64 [2] (0:11.34)	0:35.30 [1] (0:11.45)	0:23.85 [1] (0:11.28)	0:12.57 [1] (0:12.57)
Average Speed [km/h]	53.3	66.7	63.8	63.0	63.4	57.4
Top Speed [km/h]	67.3	67.8	66.0	64.2	65.4	62.1
Avg. Dist. to Rail [m]	4.6	1.7	1.3	0.8	1.3	1.0
Avg. Stride Freq. [Hz]	2.3	2.4	2.4	2.3	2.4	2.3
Avg. Stride Length [m]	6.3	7.7	7.5	7.5	7.3	7.0



- [] Ranking at each section and finish
- .-.- No data available at this section
- NA No data available



Horse/Jockey Name	Script Writer
Final Rank	9
Fastest Section Time (Section)	0:10.78 (1000m)
Top Speed [km/h] (Section)	67.9 (1000m)
Race State	Finished



Doomben QLD Professional
Race 10: SOUTHS SPORTS CLUB Colts, Geldings & Entires
BENCHMARK 65 Handicap - 1200m

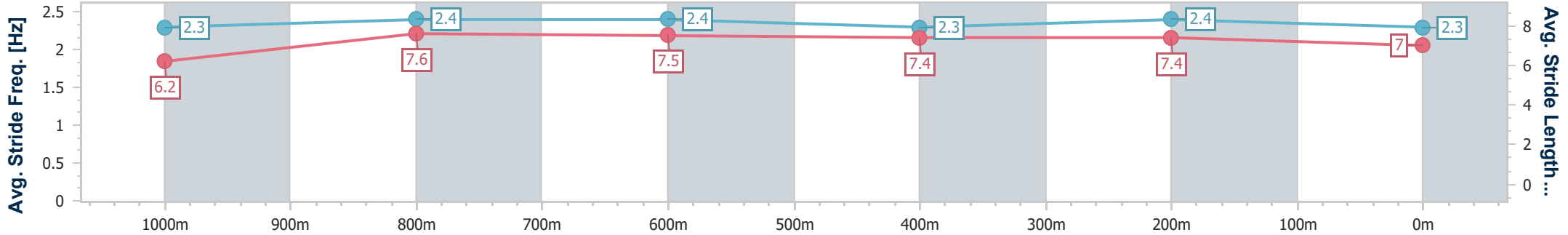
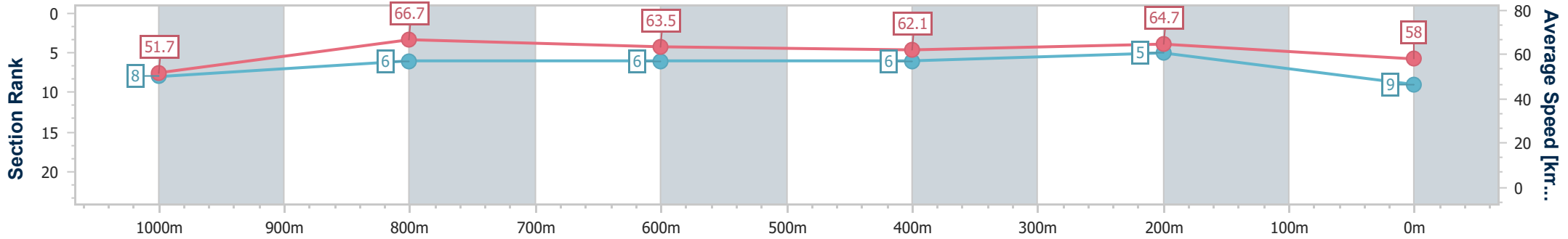
03 April 2024 - 17:11

Track Rating: Good 4, Weather: Fine, Rail Position: +8m



BRISBANE
RACING CLUB

Section	Overall	1000m	800m	600m	400m	200m
Section Times	1:11.07 [9] (0:13.96)	0:57.11 [8] (0:10.78)	0:46.33 [6] (0:11.36)	0:34.97 [6] (0:11.54)	0:23.43 [6] (0:11.03)	0:12.40 [5] (0:12.40)
Average Speed [km/h]	51.7	66.7	63.5	62.1	64.7	58.0
Top Speed [km/h]	67.2	67.9	65.6	62.9	66.5	63.8
Avg. Dist. to Rail [m]	1.6	0.5	0.2	0.9	1.5	0.7
Avg. Stride Freq. [Hz]	2.3	2.4	2.4	2.3	2.4	2.3
Avg. Stride Length [m]	6.2	7.6	7.5	7.4	7.4	7.0



- [] Ranking at each section and finish
- .-.- No data available at this section
- NA No data available



Horse/Jockey Name	Lord Luker
Final Rank	10
Fastest Section Time (Section)	0:10.80 (1000m)
Top Speed [km/h] (Section)	67.6 (Overall)
Race State	Finished



Doomben QLD Professional
Race 10: SOUTHS SPORTS CLUB Colts, Geldings & Entires
BENCHMARK 65 Handicap - 1200m

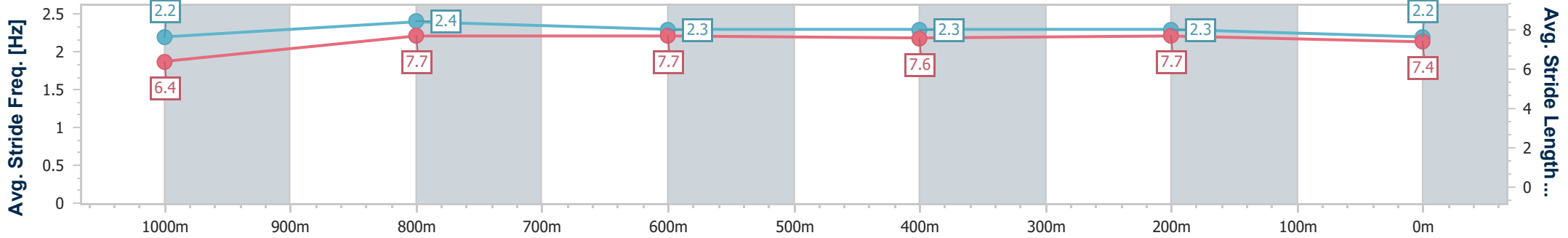
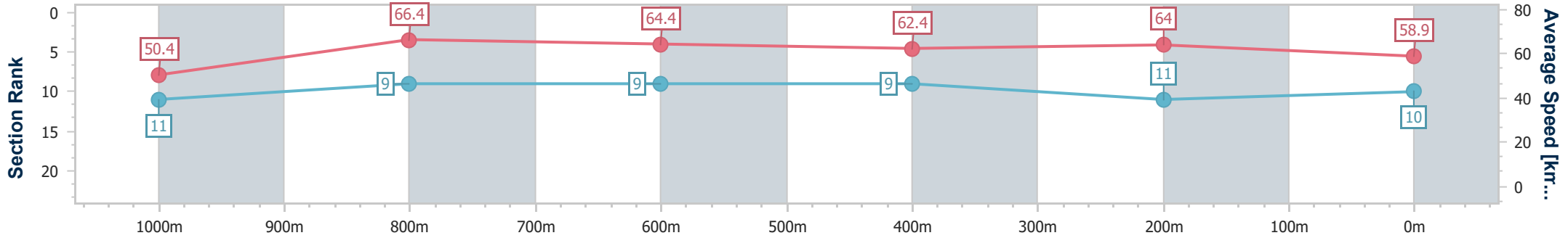
03 April 2024 - 17:11

Track Rating: Good 4, Weather: Fine, Rail Position: +8m



BRISBANE
RACING CLUB

Section	Overall	1000m	800m	600m	400m	200m
Section Times	1:11.20 [10] (0:14.29)	0:56.91 [11] (0:10.80)	0:46.11 [9] (0:11.23)	0:34.88 [9] (0:11.51)	0:23.37 [9] (0:11.20)	0:12.17 [11] (0:12.17)
Average Speed [km/h]	50.4	66.4	64.4	62.4	64.0	58.9
Top Speed [km/h]	67.6	67.4	66.4	63.6	65.7	63.1
Avg. Dist. to Rail [m]	5.2	0.8	0.9	1.0	1.1	0.5
Avg. Stride Freq. [Hz]	2.2	2.4	2.3	2.3	2.3	2.2
Avg. Stride Length [m]	6.4	7.7	7.7	7.6	7.7	7.4



- [] Ranking at each section and finish
- .-.- No data available at this section
- NA No data available



Horse/Jockey Name	Pole Position
Final Rank	11
Fastest Section Time (Section)	0:10.88 (1000m)
Top Speed [km/h] (Section)	67.8 (1000m)
Race State	Finished



Doomben QLD Professional
Race 10: SOUTHS SPORTS CLUB Colts, Geldings & Entires
BENCHMARK 65 Handicap - 1200m

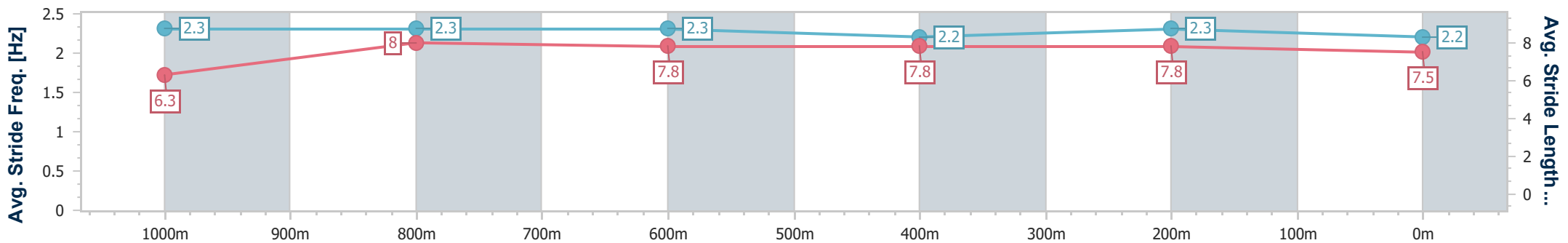
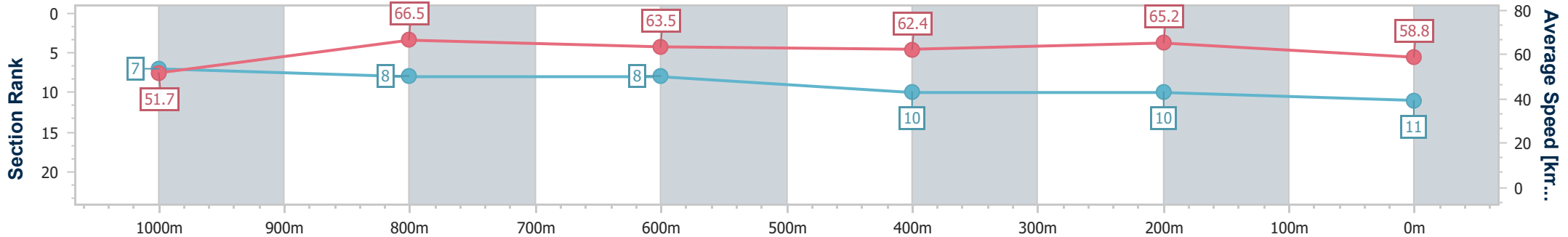
03 April 2024 - 17:11

Track Rating: Good 4, Weather: Fine, Rail Position: +8m



BRISBANE
RACING CLUB

Section	Overall	1000m	800m	600m	400m	200m
Section Times	1:11.23 [11] (0:13.94)	0:57.29 [7] (0:10.88)	0:46.41 [8] (0:11.49)	0:34.92 [8] (0:11.63)	0:23.29 [10] (0:11.05)	0:12.24 [10] (0:12.24)
Average Speed [km/h]	51.7	66.5	63.5	62.4	65.2	58.8
Top Speed [km/h]	66.8	67.8	65.2	64.1	67.5	62.9
Avg. Dist. to Rail [m]	1.6	1.1	3.0	1.3	2.6	5.2
Avg. Stride Freq. [Hz]	2.3	2.3	2.3	2.2	2.3	2.2
Avg. Stride Length [m]	6.3	8.0	7.8	7.8	7.8	7.5



- [] Ranking at each section and finish
- .-.- No data available at this section
- NA No data available



Horse/Jockey Name	Porky
Final Rank	12
Fastest Section Time (Section)	0:11.07 (400m)
Top Speed [km/h] (Section)	66.4 (400m)
Race State	Finished



Doomben QLD Professional
Race 10: SOUTHS SPORTS CLUB Colts, Geldings & Entires
BENCHMARK 65 Handicap - 1200m

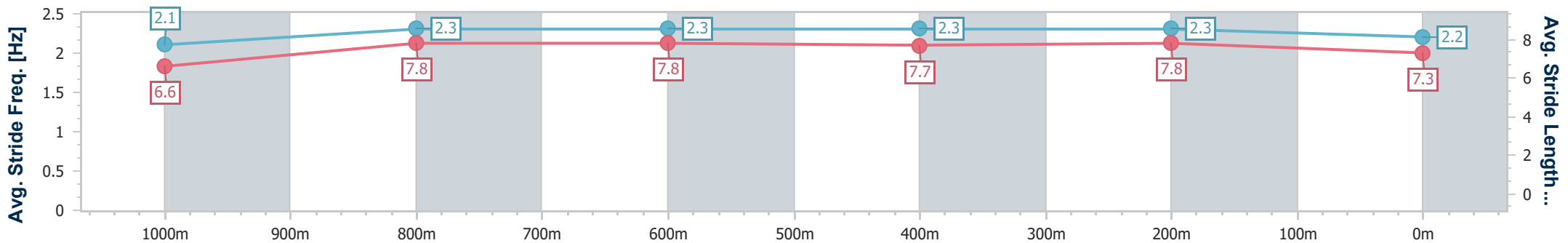
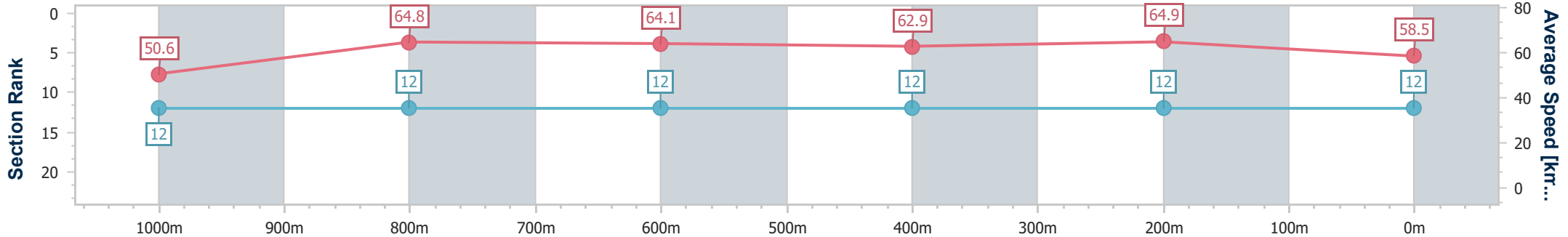
03 April 2024 - 17:11

Track Rating: Good 4, Weather: Fine, Rail Position: +8m



BRISBANE
RACING CLUB

Section	Overall	1000m	800m	600m	400m	200m
Section Times	1:11.67 [12] (0:14.29)	0:57.38 [12] (0:11.10)	0:46.28 [12] (0:11.32)	0:34.96 [12] (0:11.59)	0:23.37 [12] (0:11.07)	0:12.30 [12] (0:12.30)
Average Speed [km/h]	50.6	64.8	64.1	62.9	64.9	58.5
Top Speed [km/h]	65.3	66.0	65.4	64.7	66.4	63.8
Avg. Dist. to Rail [m]	7.3	0.5	1.8	1.9	2.1	3.4
Avg. Stride Freq. [Hz]	2.1	2.3	2.3	2.3	2.3	2.2
Avg. Stride Length [m]	6.6	7.8	7.8	7.7	7.8	7.3



- [] Ranking at each section and finish
- .-.- No data available at this section
- NA No data available