



Doomben QLD Professional

Race 6: MULLINS LAWYERS BENCHMARK 65 Handicap (4YO only QTIS bonuses applicable) - 1650m

03 April 2024 - 14:50



BRISBANE
RACING CLUB

Track Rating: Soft 5, Weather: Fine, Rail Position: +8m

Section	Field Times	Overall	1400m	1200m	1000m	800m	600m	400m	Last 600m				
		1:40.30 (0:16.89)	1:23.41 (0:11.71)	1:11.70 (0:12.25)	0:59.45 (0:12.52)	0:46.93 (0:12.27)	0:34.66 (0:11.52)	0:23.14 (0:11.38)	0:34.66				
Rank	TAB Horse/Jockey	Barrier	Top Speed [km/h]	Fastest Section						Distance Travelled [m]			
1	9 ASWAAT Noel Callow	9	66.2 400m	0:11.11 400m	1:40.30 [1] (0:17.74)	1:22.56 [6] (0:11.68)	1:10.88 [6] (0:12.05)	0:58.83 [5] (0:12.53)	0:46.30 [6] (0:12.04)	0:34.26 [5] (0:11.47)	0:22.79 [4] (0:11.11)	0:34.26	
2	12 SIMPLY REFUSE Jake Bayliss	12	68.1 400m	0:10.93 400m	1:40.37 [2] (0:17.98)	1:22.39 [9] (0:11.73)	1:10.66 [9] (0:12.06)	0:58.60 [8] (0:12.56)	0:46.04 [8] (0:12.09)	0:33.95 [8] (0:11.49)	0:22.46 [10] (0:10.93)	0:33.95	-6
3	10 PRICKLY POPPY Andrew Mallyon	10	65.0 400m	0:11.30 400m	1:40.82 [3] (0:17.16)	1:23.66 [2] (0:11.71)	1:11.95 [2] (0:12.14)	0:59.81 [2] (0:12.56)	0:47.25 [2] (0:12.21)	0:35.04 [2] (0:11.64)	0:23.40 [2] (0:11.30)	0:35.04	-4
4	3 MOTION LEGEND Cejay Graham	3	66.4 Overall	0:11.38 400m	1:40.88 [4] (0:16.89)	1:23.99 [1] (0:11.71)	1:12.28 [1] (0:12.25)	1:00.03 [1] (0:12.52)	0:47.51 [1] (0:12.27)	0:35.24 [1] (0:11.52)	0:23.72 [1] (0:11.38)	0:35.24	-9
5	1 COOL ENCOUNTER Marnu Potgieter	1	65.4 Overall	0:11.21 400m	1:40.93 [5] (0:17.24)	1:23.69 [3] (0:11.68)	1:12.01 [3] (0:12.24)	0:59.77 [3] (0:12.52)	0:47.25 [3] (0:12.30)	0:34.95 [3] (0:11.50)	0:23.45 [3] (0:11.21)	0:34.95	-12
6	6 MILLWARD Robbie Dolan	6	65.6 400m	0:11.15 400m	1:41.12 [6] (0:17.52)	1:23.60 [5] (0:11.81)	1:11.79 [5] (0:12.14)	0:59.65 [6] (0:12.50)	0:47.15 [5] (0:12.23)	0:34.92 [6] (0:11.49)	0:23.43 [6] (0:11.15)	0:34.92	-9
7	8 DECEMBER DIAMOND Sean Cormack	8	64.8 400m	0:11.32 400m	1:41.13 [7] (0:17.42)	1:23.71 [4] (0:11.75)	1:11.96 [4] (0:12.10)	0:59.86 [4] (0:12.52)	0:47.34 [4] (0:12.25)	0:35.09 [4] (0:11.62)	0:23.47 [5] (0:11.32)	0:35.09	-6
8	13 FUSAICHI FAMILY Justin Huxtable	13	65.8 400m	0:11.20 400m	1:41.18 [8] (0:17.89)	1:23.29 [7] (0:11.73)	1:11.56 [8] (0:12.18)	0:59.38 [9] (0:12.57)	0:46.81 [9] (0:12.09)	0:34.72 [9] (0:11.41)	0:23.31 [8] (0:11.20)	0:34.72	-8
9	5 ALDEENAARY James Orman	5	65.5 600m	0:11.29 600m	1:41.22 [9] (0:18.19)	1:23.03 [10] (0:11.57)	1:11.46 [10] (0:12.13)	0:59.33 [10] (0:12.65)	0:46.68 [10] (0:12.05)	0:34.63 [10] (0:11.29)	0:23.34 [9] (0:11.29)	0:34.63	-11
10	7 LADY LE DA Jim Byrne	7	65.0 400m	0:11.34 400m	1:41.25 [10] (0:17.91)	1:23.34 [8] (0:11.71)	1:11.63 [7] (0:12.06)	0:59.57 [7] (0:12.58)	0:46.99 [7] (0:12.03)	0:34.96 [7] (0:11.49)	0:23.47 [7] (0:11.34)	0:34.96	+2

Scratched: Quadri (#11), Mannerheim (#16), Classique Gal (#19), Northern Decree (#18), Bitoftheblarney (#14), Quothquan (#15), Enterprise Lassie (#17)



Doomben QLD Professional
Race 6: MULLINS LAWYERS BENCHMARK 65 Handicap (4YO only QTIS
bonuses applicable) - 1650m
03 April 2024 - 14:50



Track Rating: Soft 5, Weather: Fine, Rail Position: +8m

Section	Overall	1400m	1200m	1000m	800m	600m	400m	Last 600m					
Field Times	1:40.30 (0:16.89)	1:23.41 (0:11.71)	1:11.70 (0:12.25)	0:59.45 (0:12.52)	0:46.93 (0:12.27)	0:34.66 (0:11.52)	0:23.14 (0:11.38)	0:34.66					
Rank	TAB Horse/Jockey	Barrier	Top Speed [km/h]	Fastest Section					Distance Travelled [m]				
11	4 FORTIFIED Georgina Cartwright	4	64.1 600m	0:11.45 600m	1:41.93 [11] (0:18.26)	1:23.67 [11] (0:11.63)	1:12.04 [11] (0:12.11)	0:59.93 [12] (0:12.65)	0:47.28 [12] (0:11.99)	0:35.29 [12] (0:11.45)	0:23.84 [12] (0:11.51)	0:35.29	-5
12	2 FIVE CROWNS Bailey Wheeler	2	64.5 600m	0:11.46 600m	1:43.58 [12] (0:18.28)	1:25.30 [12] (0:11.67)	1:13.63 [12] (0:12.03)	1:01.60 [11] (0:12.58)	0:49.02 [11] (0:12.03)	0:36.99 [11] (0:11.46)	0:25.53 [11] (0:11.74)	0:36.99	+0

Scratched: Quadri (#11), Mannerheim (#16), Classique Gal (#19), Northern Decree (#18), Bitoftheblarney (#14), Quothquan (#15), Enterprise Lassie (#17)

[] Ranking at each section and finish
 -:-:-:- No data available at this section
 NA No data available

SCN Saddle cloth number
 DNF Did not finish
 DNT Did not track



Doomben QLD Professional
Race 6: MULLINS LAWYERS BENCHMARK 65 Handicap (4YO only QTIS
bonuses applicable) - 1650m
03 April 2024 - 14:50



Track Rating: Soft 5, Weather: Fine, Rail Position: +8m

Section				200m				Last 600m	
Field Times				0:11.76				0:34.66	
				(0:11.76)					
Rank	TAB Horse/Jockey	Barrier	Top Speed [km/h]	Fastest Section	Margin			Distance Travelled [m]	
1	9 ASWAAT Noel Callow	9	66.2 400m	0:11.11 400m	0:11.68 [2] (0:11.68)	1:40.30		0:34.26	
2	12 SIMPLY REFUSE Jake Bayliss	12	68.1 400m	0:10.93 400m	0:11.53 [6] (0:11.53)	0.07L		0:33.95	-6
3	10 PRICKLY POPPY Andrew Mallyon	10	65.0 400m	0:11.30 400m	0:12.10 [4] (0:12.10)	0.45L		0:35.04	-4
4	3 MOTION LEGEND Cejay Graham	3	66.4 Overall	0:11.38 400m	0:12.34 [1] (0:12.34)	0.06L		0:35.24	-9
5	1 COOL ENCOUNTER Marnu Potgieter	1	65.4 Overall	0:11.21 400m	0:12.24 [3] (0:12.24)	0.05L		0:34.95	-12
6	6 MILLWARD Robbie Dolan	6	65.6 400m	0:11.15 400m	0:12.28 [5] (0:12.28)	0.19L		0:34.92	-9
7	8 DECEMBER DIAMOND Sean Cormack	8	64.8 400m	0:11.32 400m	0:12.15 [7] (0:12.15)	0.01L		0:35.09	-6
8	13 FUSAICHI FAMILY Justin Huxtable	13	65.8 400m	0:11.20 400m	0:12.11 [8] (0:12.11)	0.05L		0:34.72	-8
9	5 ALDEENAARY James Orman	5	65.5 600m	0:11.29 600m	0:12.05 [10] (0:12.05)	0.04L		0:34.63	-11
10	7 LADY LE DA Jim Byrne	7	65.0 400m	0:11.34 400m	0:12.13 [9] (0:12.13)	0.03L		0:34.96	+2

Scratched: Quadri (#11), Mannerheim (#16), Classique Gal (#19), Northern Decree (#18), Bitoftheblarney (#14), Quothquan (#15), Enterprise Lassie (#17)



Doomben QLD Professional
Race 6: MULLINS LAWYERS BENCHMARK 65 Handicap (4YO only QTIS
bonuses applicable) - 1650m
03 April 2024 - 14:50



Track Rating: Soft 5, Weather: Fine, Rail Position: +8m

Section				200m				Last 600m	
Field Times				0:11.76 (0:11.76)				0:34.66	
Rank	TAB Horse/Jockey	Barrier	Top Speed [km/h]	Fastest Section	Margin				Distance Travelled [m]
11	4 FORTIFIED	4	64.1	0:11.45	0:12.33 [11]	0.68L		0:35.29	-5
	Georgina Cartwright		600m	600m	(0:12.33)				
12	2 FIVE CROWNS	2	64.5	0:11.46	0:13.79 [12]	1.65L		0:36.99	+0
	Bailey Wheeler		600m	600m	(0:13.79)				

Scratched: Quadri (#11), Mannerheim (#16), Classique Gal (#19), Northern Decree (#18), Bitoftheblarney (#14), Quothquan (#15), Enterprise Lassie (#17)



Horse/Jockey Name	Aswaat
Final Rank	1
Fastest Section Time (Section)	0:11.11 (400m)
Top Speed [km/h] (Section)	66.2 (400m)
Race State	Finished



Doomben QLD Professional
Race 6: MULLINS LAWYERS BENCHMARK 65 Handicap (4YO
only QTIS bonuses applicable) - 1650m

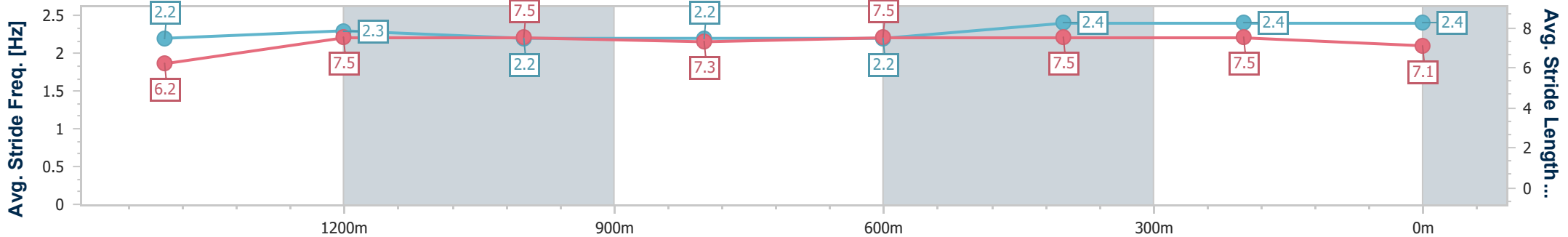
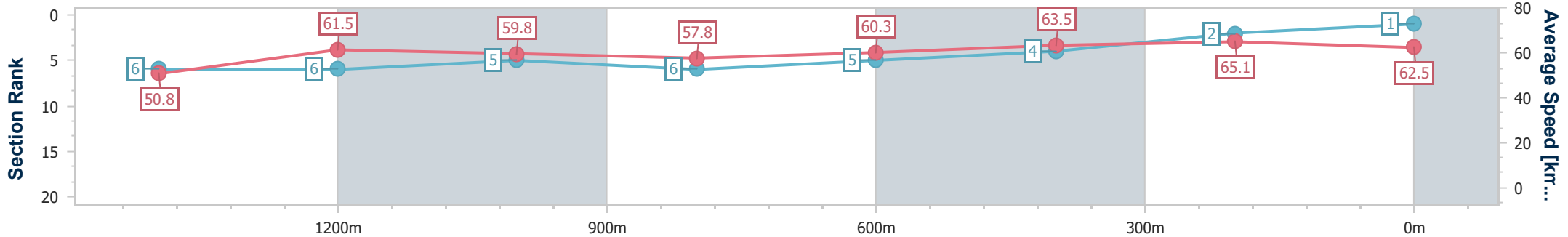


BRISBANE
 RACING CLUB

03 April 2024 - 14:50

Track Rating: Soft 5, Weather: Fine, Rail Position: +8m

Section	Overall	1400m	1200m	1000m	800m	600m	400m	200m					
Section Times	1:40.30 [1] (0:17.74)	1:22.56 [6] (0:11.68)	1:10.88 [6] (0:12.05)	0:58.83 [5] (0:12.53)	0:46.30 [6] (0:12.04)	0:34.26 [5] (0:11.47)	0:22.79 [4] (0:11.11)	0:11.68 [2] (0:11.68)					
Average Speed [km/h]	50.8	61.5	59.8	57.8	60.3	63.5	65.1	62.5					
Top Speed [km/h]	62.4	62.6	60.6	58.7	62.6	65.5	66.2	64.8					
Avg. Dist. to Rail [m]	0.6	0.5	0.8	1.3	1.6	2.4	3.0	3.7					
Avg. Stride Freq. [Hz]	2.2	2.3	2.2	2.2	2.2	2.4	2.4	2.4					
Avg. Stride Length [m]	6.2	7.5	7.5	7.3	7.5	7.5	7.5	7.1					



- [] Ranking at each section and finish
- .-.- No data available at this section
- NA No data available



Horse/Jockey Name	Simply Refuse
Final Rank	2
Fastest Section Time (Section)	0:10.93 (400m)
Top Speed [km/h] (Section)	68.1 (400m)
Race State	Finished



Doomben QLD Professional
Race 6: MULLINS LAWYERS BENCHMARK 65 Handicap (4YO
only QTIS bonuses applicable) - 1650m

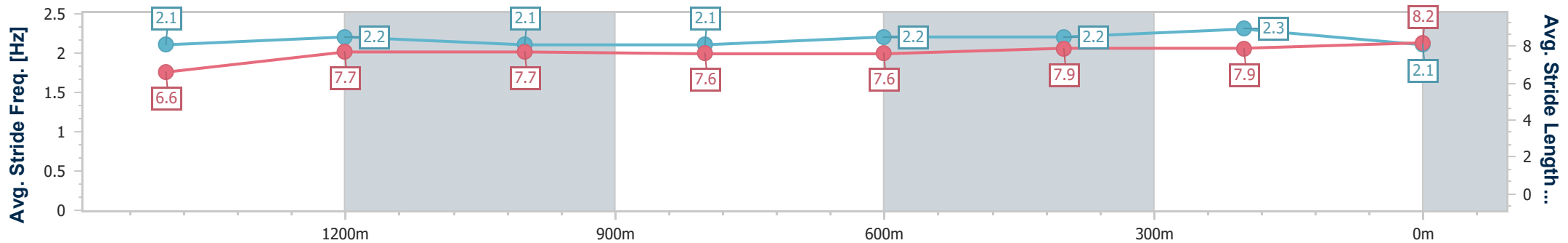
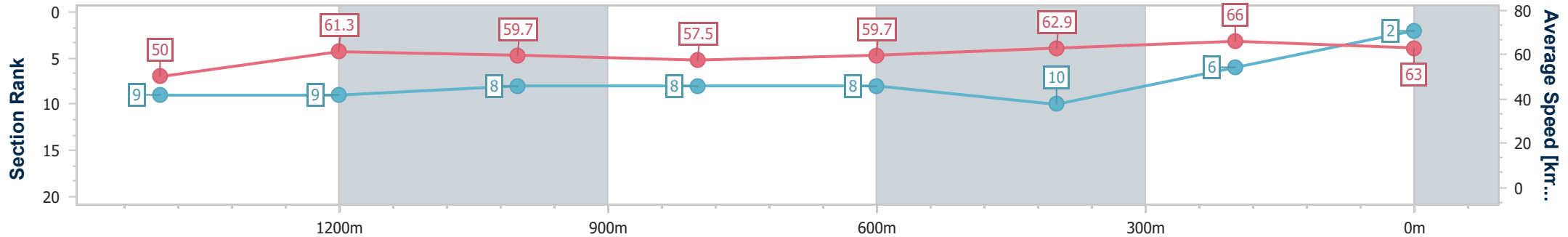


BRISBANE
RACING CLUB

03 April 2024 - 14:50

Track Rating: Soft 5, Weather: Fine, Rail Position: +8m

Section	Overall	1400m	1200m	1000m	800m	600m	400m	200m
Section Times	1:40.37 [2] (0:17.98)	1:22.39 [9] (0:11.73)	1:10.66 [9] (0:12.06)	0:58.60 [8] (0:12.56)	0:46.04 [8] (0:12.09)	0:33.95 [8] (0:11.49)	0:22.46 [10] (0:10.93)	0:11.53 [6] (0:11.53)
Average Speed [km/h]	50.0	61.3	59.7	57.5	59.7	62.9	66.0	63.0
Top Speed [km/h]	61.7	62.1	61.5	59.0	62.3	64.9	68.1	65.3
Avg. Dist. to Rail [m]	0.6	0.3	0.4	0.8	1.0	0.4	1.8	3.2
Avg. Stride Freq. [Hz]	2.1	2.2	2.1	2.1	2.2	2.2	2.3	2.1
Avg. Stride Length [m]	6.6	7.7	7.7	7.6	7.6	7.9	7.9	8.2



- [] Ranking at each section and finish
- .-.- No data available at this section
- NA No data available



Horse/Jockey Name	Prickly Poppy
Final Rank	3
Fastest Section Time (Section)	0:11.30 (400m)
Top Speed [km/h] (Section)	65.0 (400m)
Race State	Finished



Doomben QLD Professional
Race 6: MULLINS LAWYERS BENCHMARK 65 Handicap (4YO
only QTIS bonuses applicable) - 1650m

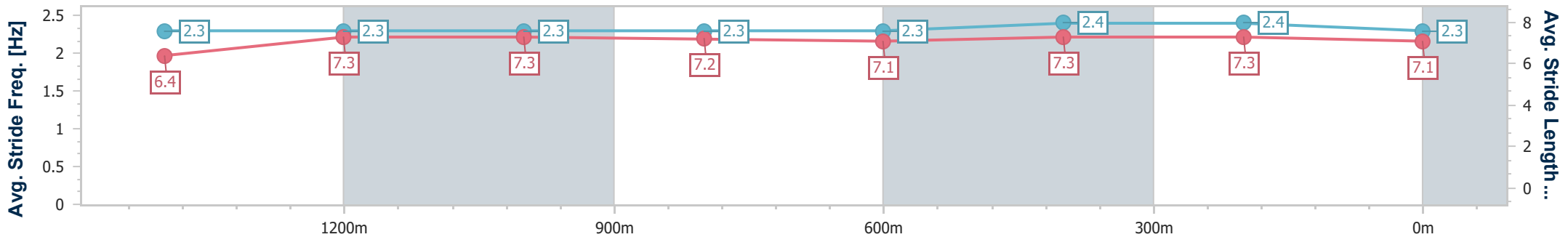
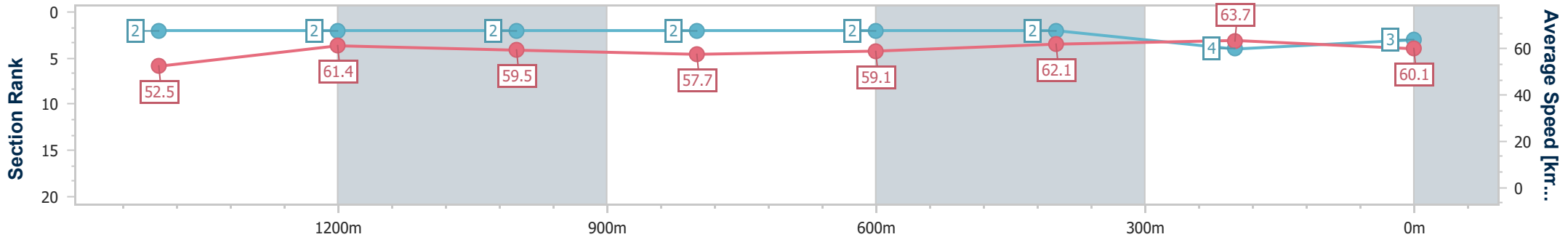


BRISBANE
 RACING CLUB

03 April 2024 - 14:50

Track Rating: Soft 5, Weather: Fine, Rail Position: +8m

Section	Overall	1400m	1200m	1000m	800m	600m	400m	200m					
Section Times	1:40.82 [3] (0:17.16)	1:23.66 [2] (0:11.71)	1:11.95 [2] (0:12.14)	0:59.81 [2] (0:12.56)	0:47.25 [2] (0:12.21)	0:35.04 [2] (0:11.64)	0:23.40 [2] (0:11.30)	0:12.10 [4] (0:12.10)					
Average Speed [km/h]	52.5	61.4	59.5	57.7	59.1	62.1	63.7	60.1					
Top Speed [km/h]	64.9	64.5	60.8	58.5	60.8	63.9	65.0	62.6					
Avg. Dist. to Rail [m]	1.2	0.8	2.2	2.2	1.0	0.2	1.7	2.7					
Avg. Stride Freq. [Hz]	2.3	2.3	2.3	2.3	2.3	2.4	2.4	2.3					
Avg. Stride Length [m]	6.4	7.3	7.3	7.2	7.1	7.3	7.3	7.1					



- [] Ranking at each section and finish
- .-.- No data available at this section
- NA No data available



Horse/Jockey Name	Motion Legend
Final Rank	4
Fastest Section Time (Section)	0:11.38 (400m)
Top Speed [km/h] (Section)	66.4 (Overall)
Race State	Finished



Doomben QLD Professional
Race 6: MULLINS LAWYERS BENCHMARK 65 Handicap (4YO
only QTIS bonuses applicable) - 1650m

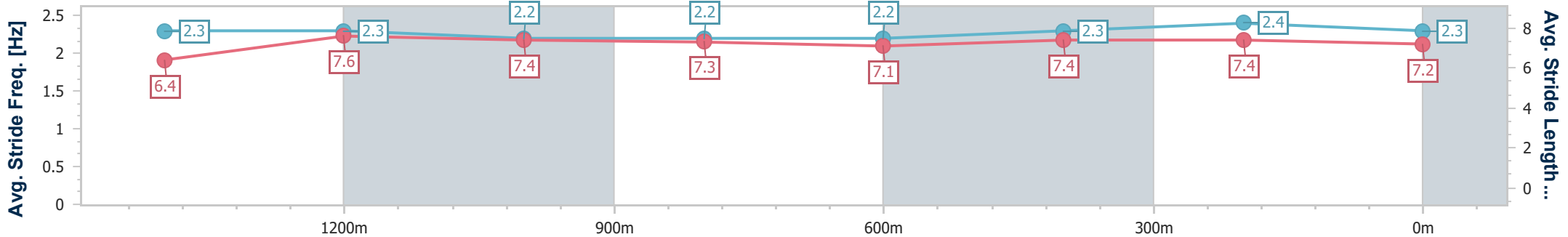
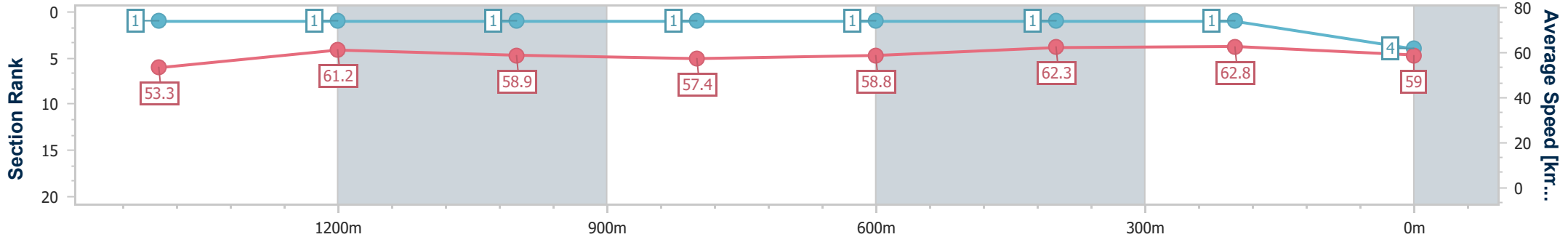


BRISBANE
 RACING CLUB

03 April 2024 - 14:50

Track Rating: Soft 5, Weather: Fine, Rail Position: +8m

Section	Overall	1400m	1200m	1000m	800m	600m	400m	200m
Section Times	1:40.88 [4] (0:16.89)	1:23.99 [1] (0:11.71)	1:12.28 [1] (0:12.25)	1:00.03 [1] (0:12.52)	0:47.51 [1] (0:12.27)	0:35.24 [1] (0:11.52)	0:23.72 [1] (0:11.38)	0:12.34 [1] (0:12.34)
Average Speed [km/h]	53.3	61.2	58.9	57.4	58.8	62.3	62.8	59.0
Top Speed [km/h]	66.4	64.1	60.9	58.1	60.9	63.4	63.6	62.2
Avg. Dist. to Rail [m]	3.4	0.9	0.3	0.2	0.1	0.8	1.2	1.2
Avg. Stride Freq. [Hz]	2.3	2.3	2.2	2.2	2.2	2.3	2.4	2.3
Avg. Stride Length [m]	6.4	7.6	7.4	7.3	7.1	7.4	7.4	7.2



- [] Ranking at each section and finish
- .-.- No data available at this section
- NA No data available



Horse/Jockey Name	Cool Encounter
Final Rank	5
Fastest Section Time (Section)	0:11.21 (400m)
Top Speed [km/h] (Section)	65.4 (Overall)
Race State	Finished



Doomben QLD Professional
Race 6: MULLINS LAWYERS BENCHMARK 65 Handicap (4YO
only QTIS bonuses applicable) - 1650m

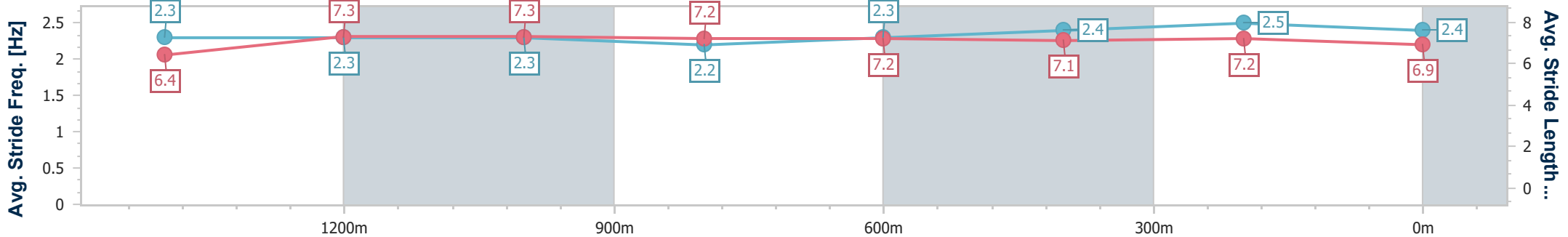
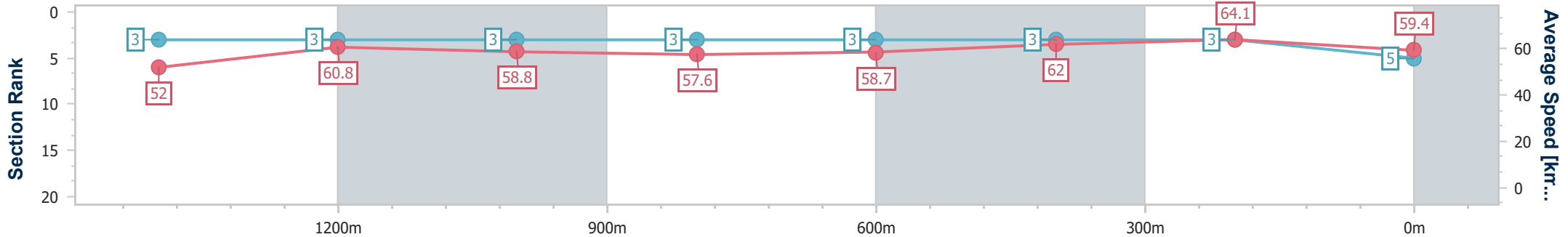


BRISBANE
 RACING CLUB

03 April 2024 - 14:50

Track Rating: Soft 5, Weather: Fine, Rail Position: +8m

Section	Overall	1400m	1200m	1000m	800m	600m	400m	200m
Section Times	1:40.93 [5] (0:17.24)	1:23.69 [3] (0:11.68)	1:12.01 [3] (0:12.24)	0:59.77 [3] (0:12.52)	0:47.25 [3] (0:12.30)	0:34.95 [3] (0:11.50)	0:23.45 [3] (0:11.21)	0:12.24 [3] (0:12.24)
Average Speed [km/h]	52.0	60.8	58.8	57.6	58.7	62.0	64.1	59.4
Top Speed [km/h]	65.4	62.8	60.8	58.2	61.4	64.3	64.6	62.3
Avg. Dist. to Rail [m]	1.7	1.9	0.8	0.2	0.3	1.1	0.8	0.4
Avg. Stride Freq. [Hz]	2.3	2.3	2.3	2.2	2.3	2.4	2.5	2.4
Avg. Stride Length [m]	6.4	7.3	7.3	7.2	7.2	7.1	7.2	6.9



- [] Ranking at each section and finish
- .-.- No data available at this section
- NA No data available



Horse/Jockey Name	Millward
Final Rank	6
Fastest Section Time (Section)	0:11.15 (400m)
Top Speed [km/h] (Section)	65.6 (400m)
Race State	Finished



Doomben QLD Professional
Race 6: MULLINS LAWYERS BENCHMARK 65 Handicap (4YO
only QTIS bonuses applicable) - 1650m

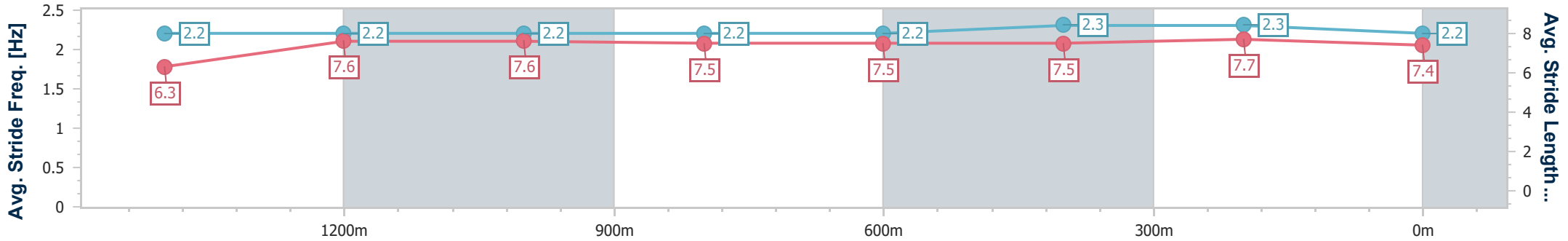
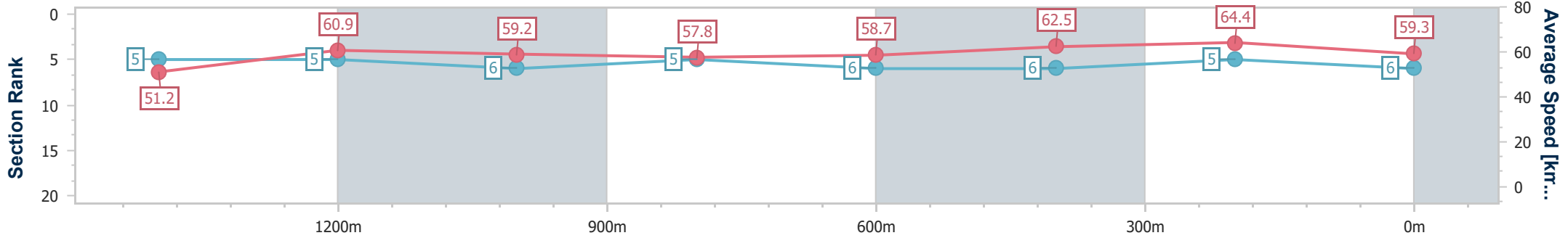


BRISBANE
 RACING CLUB

03 April 2024 - 14:50

Track Rating: Soft 5, Weather: Fine, Rail Position: +8m

Section	Overall	1400m	1200m	1000m	800m	600m	400m	200m
Section Times	1:41.12 [6] (0:17.52)	1:23.60 [5] (0:11.81)	1:11.79 [5] (0:12.14)	0:59.65 [6] (0:12.50)	0:47.15 [5] (0:12.23)	0:34.92 [6] (0:11.49)	0:23.43 [6] (0:11.15)	0:12.28 [5] (0:12.28)
Average Speed [km/h]	51.2	60.9	59.2	57.8	58.7	62.5	64.4	59.3
Top Speed [km/h]	65.6	62.9	61.2	58.4	61.9	63.7	65.6	62.7
Avg. Dist. to Rail [m]	2.3	0.5	0.1	0.3	0.1	0.4	0.5	0.8
Avg. Stride Freq. [Hz]	2.2	2.2	2.2	2.2	2.2	2.3	2.3	2.2
Avg. Stride Length [m]	6.3	7.6	7.6	7.5	7.5	7.5	7.7	7.4



- [] Ranking at each section and finish
- .-.- No data available at this section
- NA No data available



Horse/Jockey Name	December Diamond
Final Rank	7
Fastest Section Time (Section)	0:11.32 (400m)
Top Speed [km/h] (Section)	64.8 (400m)
Race State	Finished



Doomben QLD Professional
Race 6: MULLINS LAWYERS BENCHMARK 65 Handicap (4YO
only QTIS bonuses applicable) - 1650m

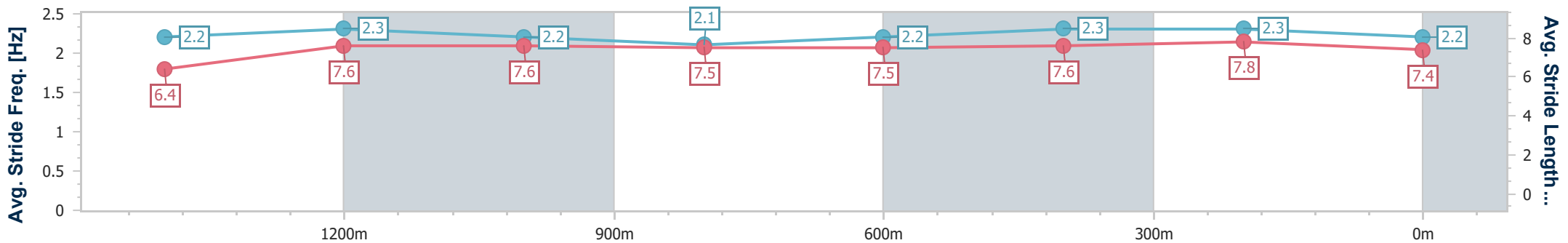
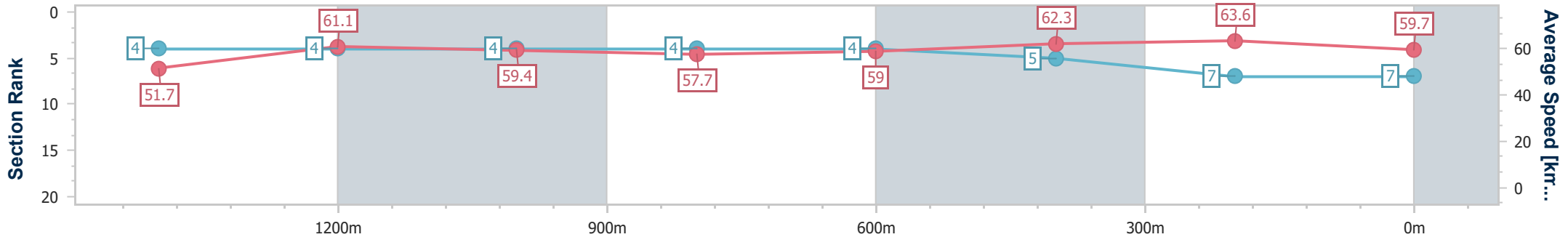


BRISBANE
 RACING CLUB

03 April 2024 - 14:50

Track Rating: Soft 5, Weather: Fine, Rail Position: +8m

Section	Overall	1400m	1200m	1000m	800m	600m	400m	200m
Section Times	1:41.13 [7] (0:17.42)	1:23.71 [4] (0:11.75)	1:11.96 [4] (0:12.10)	0:59.86 [4] (0:12.52)	0:47.34 [4] (0:12.25)	0:35.09 [4] (0:11.62)	0:23.47 [5] (0:11.32)	0:12.15 [7] (0:12.15)
Average Speed [km/h]	51.7	61.1	59.4	57.7	59.0	62.3	63.6	59.7
Top Speed [km/h]	62.8	63.0	61.6	58.8	61.1	63.8	64.8	61.6
Avg. Dist. to Rail [m]	0.9	0.6	0.3	0.9	0.5	0.9	2.2	3.9
Avg. Stride Freq. [Hz]	2.2	2.3	2.2	2.1	2.2	2.3	2.3	2.2
Avg. Stride Length [m]	6.4	7.6	7.6	7.5	7.5	7.6	7.8	7.4



- [] Ranking at each section and finish
- .-.- No data available at this section
- NA No data available



Horse/Jockey Name	Fusaichi Family
Final Rank	8
Fastest Section Time (Section)	0:11.20 (400m)
Top Speed [km/h] (Section)	65.8 (400m)
Race State	Finished



Doomben QLD Professional
 Race 6: MULLINS LAWYERS BENCHMARK 65 Handicap (4YO
 only QTIS bonuses applicable) - 1650m

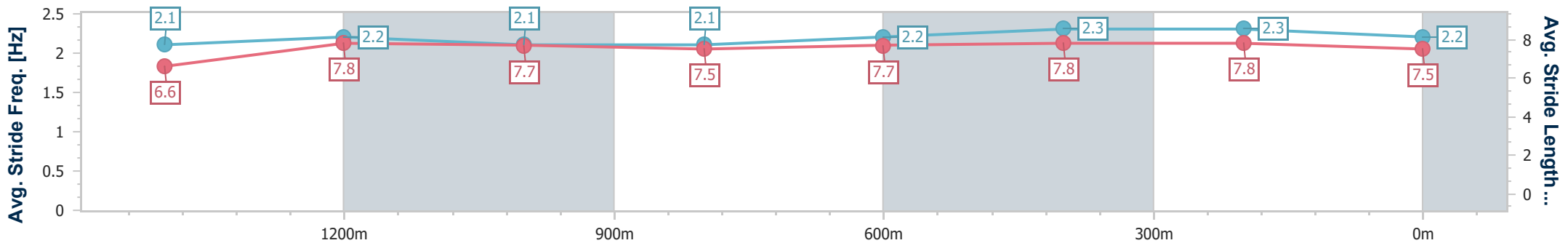
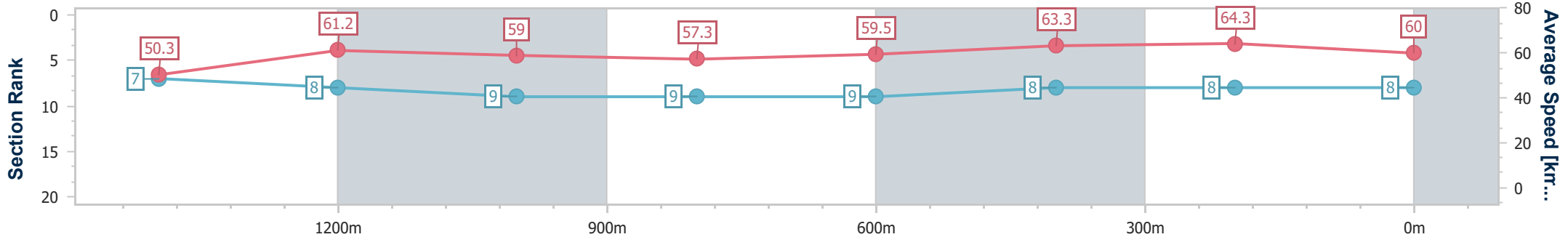


BRISBANE
 RACING CLUB

03 April 2024 - 14:50

Track Rating: Soft 5, Weather: Fine, Rail Position: +8m

Section	Overall	1400m	1200m	1000m	800m	600m	400m	200m					
Section Times	1:41.18 [8] (0:17.89)	1:23.29 [7] (0:11.73)	1:11.56 [8] (0:12.18)	0:59.38 [9] (0:12.57)	0:46.81 [9] (0:12.09)	0:34.72 [9] (0:11.41)	0:23.31 [8] (0:11.20)	0:12.11 [8] (0:12.11)					
Average Speed [km/h]	50.3	61.2	59.0	57.3	59.5	63.3	64.3	60.0					
Top Speed [km/h]	61.2	62.6	60.8	58.7	62.2	64.0	65.8	62.7					
Avg. Dist. to Rail [m]	1.5	0.6	0.3	0.2	0.2	0.2	0.8	1.1					
Avg. Stride Freq. [Hz]	2.1	2.2	2.1	2.1	2.2	2.3	2.3	2.2					
Avg. Stride Length [m]	6.6	7.8	7.7	7.5	7.7	7.8	7.8	7.5					



- [] Ranking at each section and finish
- .-.- No data available at this section
- NA No data available



Horse/Jockey Name	Aldeenaary
Final Rank	9
Fastest Section Time (Section)	0:11.29 (600m)
Top Speed [km/h] (Section)	65.5 (600m)
Race State	Finished



Doomben QLD Professional
Race 6: MULLINS LAWYERS BENCHMARK 65 Handicap (4YO
only QTIS bonuses applicable) - 1650m

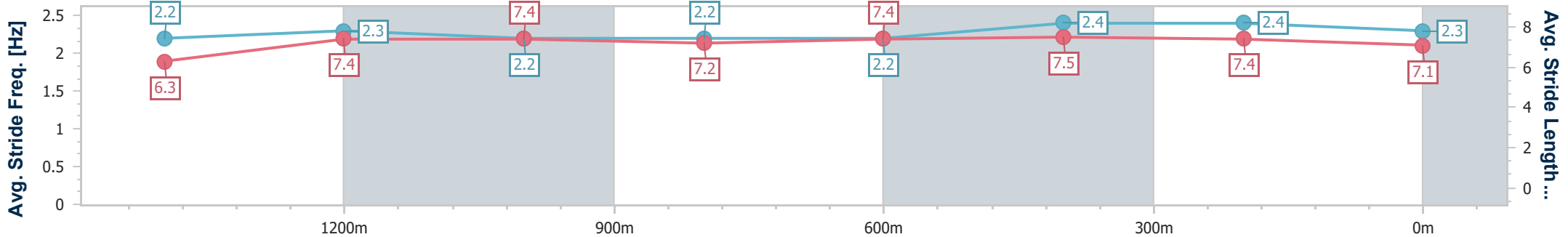
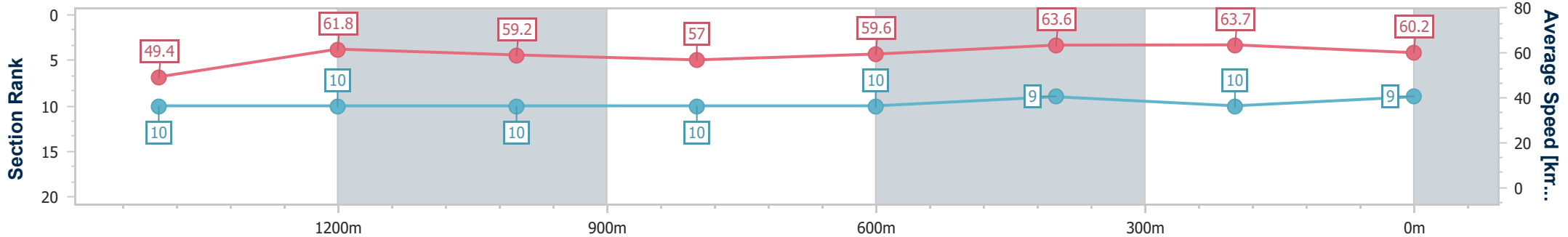


BRISBANE
RACING CLUB

03 April 2024 - 14:50

Track Rating: Soft 5, Weather: Fine, Rail Position: +8m

Section	Overall	1400m	1200m	1000m	800m	600m	400m	200m
Section Times	1:41.22 [9] (0:18.19)	1:23.03 [10] (0:11.57)	1:11.46 [10] (0:12.13)	0:59.33 [10] (0:12.65)	0:46.68 [10] (0:12.05)	0:34.63 [10] (0:11.29)	0:23.34 [9] (0:11.29)	0:12.05 [10] (0:12.05)
Average Speed [km/h]	49.4	61.8	59.2	57.0	59.6	63.6	63.7	60.2
Top Speed [km/h]	61.9	63.3	60.3	59.8	61.1	65.5	65.1	62.3
Avg. Dist. to Rail [m]	2.6	1.7	0.7	0.2	0.3	0.6	1.5	2.3
Avg. Stride Freq. [Hz]	2.2	2.3	2.2	2.2	2.2	2.4	2.4	2.3
Avg. Stride Length [m]	6.3	7.4	7.4	7.2	7.4	7.5	7.4	7.1



- [] Ranking at each section and finish
- .-.- No data available at this section
- NA No data available



Horse/Jockey Name	Lady Le Da
Final Rank	10
Fastest Section Time (Section)	0:11.34 (400m)
Top Speed [km/h] (Section)	65.0 (400m)
Race State	Finished



Doomben QLD Professional
Race 6: MULLINS LAWYERS BENCHMARK 65 Handicap (4YO
only QTIS bonuses applicable) - 1650m

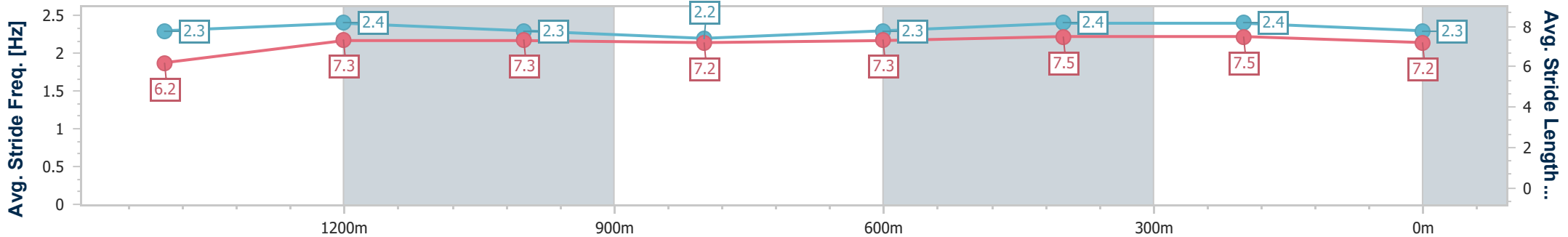
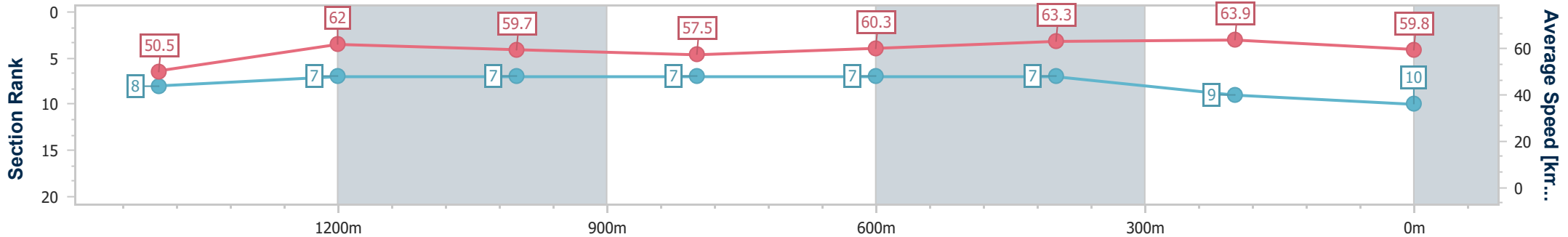


BRISBANE
 RACING CLUB

03 April 2024 - 14:50

Track Rating: Soft 5, Weather: Fine, Rail Position: +8m

Section	Overall	1400m	1200m	1000m	800m	600m	400m	200m
Section Times	1:41.25 [10] (0:17.91)	1:23.34 [8] (0:11.71)	1:11.63 [7] (0:12.06)	0:59.57 [7] (0:12.58)	0:46.99 [7] (0:12.03)	0:34.96 [7] (0:11.49)	0:23.47 [7] (0:11.34)	0:12.13 [9] (0:12.13)
Average Speed [km/h]	50.5	62.0	59.7	57.5	60.3	63.3	63.9	59.8
Top Speed [km/h]	62.9	63.1	61.5	59.2	62.7	64.9	65.0	61.8
Avg. Dist. to Rail [m]	3.7	1.6	1.9	2.2	1.9	2.2	3.7	4.6
Avg. Stride Freq. [Hz]	2.3	2.4	2.3	2.2	2.3	2.4	2.4	2.3
Avg. Stride Length [m]	6.2	7.3	7.3	7.2	7.3	7.5	7.5	7.2



- [] Ranking at each section and finish
- .-.- No data available at this section
- NA No data available



Horse/Jockey Name	Fortified
Final Rank	11
Fastest Section Time (Section)	0:11.45 (600m)
Top Speed [km/h] (Section)	64.1 (600m)
Race State	Finished



Doomben QLD Professional
Race 6: MULLINS LAWYERS BENCHMARK 65 Handicap (4YO
only QTIS bonuses applicable) - 1650m

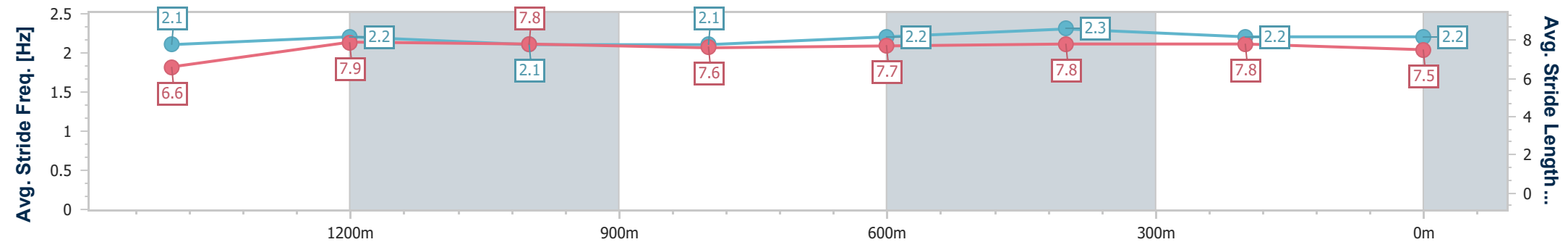
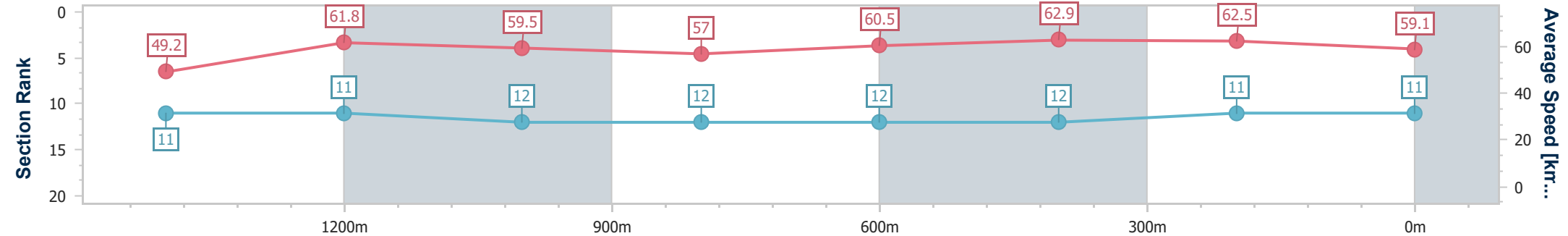


BRISBANE
 RACING CLUB

03 April 2024 - 14:50

Track Rating: Soft 5, Weather: Fine, Rail Position: +8m

Section	Overall	1400m	1200m	1000m	800m	600m	400m	200m					
Section Times	1:41.93 [11] (0:18.26)	1:23.67 [11] (0:11.63)	1:12.04 [11] (0:12.11)	0:59.93 [12] (0:12.65)	0:47.28 [12] (0:11.99)	0:35.29 [12] (0:11.45)	0:23.84 [12] (0:11.51)	0:12.33 [11] (0:12.33)					
Average Speed [km/h]	49.2	61.8	59.5	57.0	60.5	62.9	62.5	59.1					
Top Speed [km/h]	62.0	63.2	60.1	59.5	62.4	64.1	63.4	61.4					
Avg. Dist. to Rail [m]	2.6	0.5	0.7	1.4	0.8	0.4	0.4	0.8					
Avg. Stride Freq. [Hz]	2.1	2.2	2.1	2.1	2.2	2.3	2.2	2.2					
Avg. Stride Length [m]	6.6	7.9	7.8	7.6	7.7	7.8	7.8	7.5					



- [] Ranking at each section and finish
- .-.- No data available at this section
- NA No data available



Horse/Jockey Name	Five Crowns
Final Rank	12
Fastest Section Time (Section)	0:11.46 (600m)
Top Speed [km/h] (Section)	64.5 (600m)
Race State	Finished



Doomben QLD Professional
Race 6: MULLINS LAWYERS BENCHMARK 65 Handicap (4YO
only QTIS bonuses applicable) - 1650m

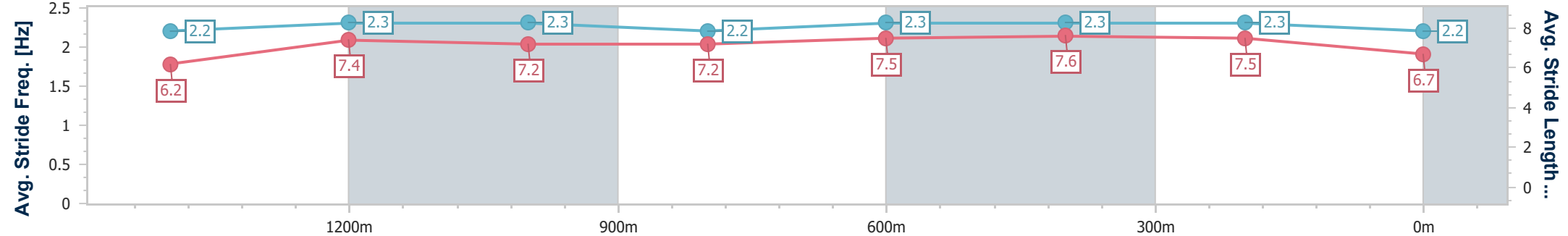
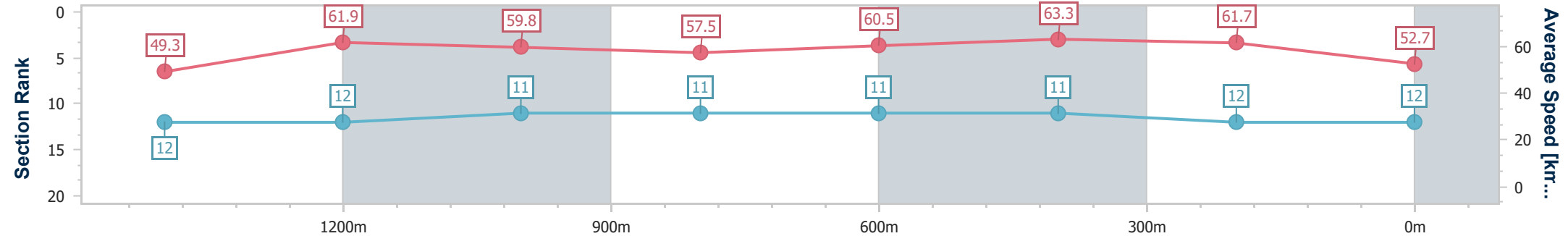


BRISBANE
 RACING CLUB

03 April 2024 - 14:50

Track Rating: Soft 5, Weather: Fine, Rail Position: +8m

Section	Overall	1400m	1200m	1000m	800m	600m	400m	200m					
Section Times	1:43.58 [12] (0:18.28)	1:25.30 [12] (0:11.67)	1:13.63 [12] (0:12.03)	1:01.60 [11] (0:12.58)	0:49.02 [11] (0:12.03)	0:36.99 [11] (0:11.46)	0:25.53 [11] (0:11.74)	0:13.79 [12] (0:13.79)					
Average Speed [km/h]	49.3	61.9	59.8	57.5	60.5	63.3	61.7	52.7					
Top Speed [km/h]	60.6	63.0	61.9	60.0	62.7	64.5	63.5	60.1					
Avg. Dist. to Rail [m]	1.7	0.7	1.2	1.7	1.8	1.8	3.5	3.8					
Avg. Stride Freq. [Hz]	2.2	2.3	2.3	2.2	2.3	2.3	2.3	2.2					
Avg. Stride Length [m]	6.2	7.4	7.2	7.2	7.5	7.6	7.5	6.7					



- [] Ranking at each section and finish
- .-.- No data available at this section
- NA No data available