



Doomben QLD Professional

Race 2: LADBROKES YARD COMMENTS QTIS Three-Year-Old Handicap - 1650m

03 April 2024 - 12:28



BRISBANE
RACING CLUB

Track Rating: Soft 5, Weather: Fine, Rail Position: +8m

Section		Overall	1400m	1200m	1000m	800m	600m	400m	Last 600m				
Field Times		1:38.78 (0:16.78)	1:22.00 (0:11.30)	1:10.70 (0:11.31)	0:59.39 (0:11.82)	0:47.57 (0:12.05)	0:35.52 (0:11.72)	0:23.80 (0:11.50)	0:35.52				
Rank	TAB Horse/Jockey	Barrier	Top Speed [km/h]	Fastest Section	Distance Travelled [m]								
1	11 SHOWDRA Nikita Beriman	11	64.5 1400m	0:11.37 1400m	1:38.78 [1] (0:17.05)	1:21.73 [4] (0:11.37)	1:10.36 [4] (0:11.50)	0:58.86 [4] (0:11.64)	0:47.22 [3] (0:11.96)	0:35.26 [4] (0:11.71)	0:23.55 [3] (0:11.42)	0:35.26	
2	4 RED DEFCON Cejay Graham	4	66.2 Overall	0:11.21 400m	1:38.82 [2] (0:17.07)	1:21.75 [5] (0:11.61)	1:10.14 [5] (0:11.37)	0:58.77 [5] (0:11.73)	0:47.04 [5] (0:11.96)	0:35.08 [5] (0:11.57)	0:23.51 [5] (0:11.21)	0:35.08	+10
3	1 TRANSATLANTIC Angela Jones	1	66.5 Overall	0:11.28 1200m	1:38.90 [3] (0:16.78)	1:22.12 [1] (0:11.33)	1:10.79 [2] (0:11.28)	0:59.51 [1] (0:11.82)	0:47.69 [1] (0:12.05)	0:35.64 [1] (0:11.72)	0:23.92 [1] (0:11.50)	0:35.64	+7
4	3 ICHIBAN Mark Du Plessis	3	64.9 1400m	0:11.31 1200m	1:39.01 [4] (0:16.85)	1:22.16 [3] (0:11.56)	1:10.60 [3] (0:11.31)	0:59.29 [3] (0:11.86)	0:47.43 [4] (0:11.93)	0:35.50 [3] (0:11.73)	0:23.77 [4] (0:11.35)	0:35.50	+12
5	10 TYPHOON TIP Anthony Allen	10	64.9 1200m	0:11.40 1200m	1:39.37 [5] (0:17.35)	1:22.02 [6] (0:11.49)	1:10.53 [6] (0:11.40)	0:59.13 [6] (0:11.60)	0:47.53 [6] (0:12.00)	0:35.53 [6] (0:11.64)	0:23.89 [6] (0:11.49)	0:35.53	-1
6	2 RINGER'S REWARD Melea Castle	2	65.5 1000m	0:11.42 400m	1:39.54 [6] (0:17.42)	1:22.12 [7] (0:11.64)	1:10.48 [7] (0:11.43)	0:59.05 [7] (0:11.63)	0:47.42 [8] (0:11.93)	0:35.49 [8] (0:11.63)	0:23.86 [8] (0:11.42)	0:35.49	+7
7	9 THE AUTHOR Kyle Wilson-Taylor	9	65.0 Overall	0:11.27 1400m	1:39.68 [7] (0:16.81)	1:22.87 [2] (0:11.27)	1:11.60 [1] (0:11.34)	1:00.26 [2] (0:11.82)	0:48.44 [2] (0:12.06)	0:36.38 [2] (0:11.78)	0:24.60 [2] (0:11.77)	0:36.38	+2
8	5 HYDE PARK Samantha Collett	5	65.4 1000m	0:11.43 1000m	1:39.84 [8] (0:17.61)	1:22.23 [8] (0:11.60)	1:10.63 [8] (0:11.46)	0:59.17 [8] (0:11.43)	0:47.74 [7] (0:11.91)	0:35.83 [7] (0:11.65)	0:24.18 [7] (0:11.59)	0:35.83	+2
9	7 ON THE VEUVE Robbie Dolan	7	65.2 400m	0:11.38 400m	1:40.15 [9] (0:17.84)	1:22.31 [10] (0:11.49)	1:10.82 [9] (0:11.59)	0:59.23 [9] (0:11.45)	0:47.78 [10] (0:11.95)	0:35.83 [10] (0:11.66)	0:24.17 [10] (0:11.38)	0:35.83	+5
10	12 REVITUP CHARLIE Karl Zechner	12	65.0 1000m	0:11.36 1000m	1:40.24 [10] (0:17.85)	1:22.39 [11] (0:11.79)	1:10.60 [11] (0:11.65)	0:58.95 [11] (0:11.36)	0:47.59 [11] (0:11.91)	0:35.68 [11] (0:11.59)	0:24.09 [11] (0:11.46)	0:35.68	+10

Scratched: Rashford (#8)



Doomben QLD Professional
Race 2: LADBROKES YARD COMMENTS QTIS Three-Year-Old Handicap
- 1650m
03 April 2024 - 12:28



Track Rating: Soft 5, Weather: Fine, Rail Position: +8m

Section	Overall	1400m	1200m	1000m	800m	600m	400m	Last 600m						
Field Times	1:38.78 (0:16.78)	1:22.00 (0:11.30)	1:10.70 (0:11.31)	0:59.39 (0:11.82)	0:47.57 (0:12.05)	0:35.52 (0:11.72)	0:23.80 (0:11.50)	0:35.52						
Rank	TAB	Horse/Jockey	Barrier	Top Speed [km/h]	Fastest Section					Distance Travelled [m]				
11	6	LISSARO Jim Byrne	6	66.8 1000m	0:11.18 1000m	1:40.37 [11] (0:17.75)	1:22.62 [9] (0:11.75)	1:10.87 [10] (0:11.65)	0:59.22 [10] (0:11.18)	0:48.04 [9] (0:11.91)	0:36.13 [9] (0:11.69)	0:24.44 [9] (0:11.50)	0:36.13	+10

Scratched: Rashford (#8)

[] Ranking at each section and finish
 -:-:- No data available at this section
 NA No data available

SCN Saddle cloth number
 DNF Did not finish
 DNT Did not track



Doomben QLD Professional
Race 2: LADBROKES YARD COMMENTS QTIS Three-Year-Old Handicap
- 1650m

03 April 2024 - 12:28



BRISBANE
RACING CLUB

Track Rating: Soft 5, Weather: Fine, Rail Position: +8m

Section				200m				Last 600m	
Field Times				0:12.30				0:35.52	
				(0:12.30)					
Rank	TAB	Horse/Jockey	Barrier	Top Speed [km/h]	Fastest Section	Margin			Distance Travelled [m]
1	11	SHOWDRA	11	64.5	0:11.37	0:12.13 [4]	1:38.78		0:35.26
		Nikita Beriman		1400m	1400m	(0:12.13)			
2	4	RED DEFCON	4	66.2	0:11.21	0:12.30 [2]	0.04L		0:35.08 +10
		Cejay Graham		Overall	400m	(0:12.30)			
3	1	TRANSATLANTIC	1	66.5	0:11.28	0:12.42 [1]	0.08L		0:35.64 +7
		Angela Jones		Overall	1200m	(0:12.42)			
4	3	ICHIBAN	3	64.9	0:11.31	0:12.42 [3]	0.11L		0:35.50 +12
		Mark Du Plessis		1400m	1200m	(0:12.42)			
5	10	TYPHOON TIP	10	64.9	0:11.40	0:12.40 [6]	0.36L		0:35.53 -1
		Anthony Allen		1200m	1200m	(0:12.40)			
6	2	RINGER'S REWARD	2	65.5	0:11.42	0:12.44 [7]	0.17L		0:35.49 +7
		Melea Castle		1000m	400m	(0:12.44)			
7	9	THE AUTHOR	9	65.0	0:11.27	0:12.83 [5]	0.14L		0:36.38 +2
		Kyle Wilson-Taylor		Overall	1400m	(0:12.83)			
8	5	HYDE PARK	5	65.4	0:11.43	0:12.59 [8]	0.16L		0:35.83 +2
		Samantha Collett		1000m	1000m	(0:12.59)			
9	7	ON THE VEUVE	7	65.2	0:11.38	0:12.79 [9]	0.31L		0:35.83 +5
		Robbie Dolan		400m	400m	(0:12.79)			
10	12	REVITUP CHARLIE	12	65.0	0:11.36	0:12.63 [11]	0.09L		0:35.68 +10
		Karl Zechner		1000m	1000m	(0:12.63)			

Scratched: Rashford (#8)



Doomben QLD Professional
Race 2: LADBROKES YARD COMMENTS QTIS Three-Year-Old Handicap
- 1650m
03 April 2024 - 12:28



Track Rating: Soft 5, Weather: Fine, Rail Position: +8m

Section				200m				Last 600m	
Field Times				0:12.30 (0:12.30)				0:35.52	
Rank	TAB Horse/Jockey	Barrier	Top Speed [km/h]	Fastest Section	Margin				Distance Travelled [m]
11	6 LISSARO	6	66.8	0:11.18	0:12.94 [10]	0.13L		0:36.13	+10
	Jim Byrne		1000m	1000m	(0:12.94)				

Scratched: Rashford (#8)



Horse/Jockey Name	Showdra
Final Rank	1
Fastest Section Time (Section)	0:11.37 (1400m)
Top Speed [km/h] (Section)	64.5 (1400m)
Race State	Finished

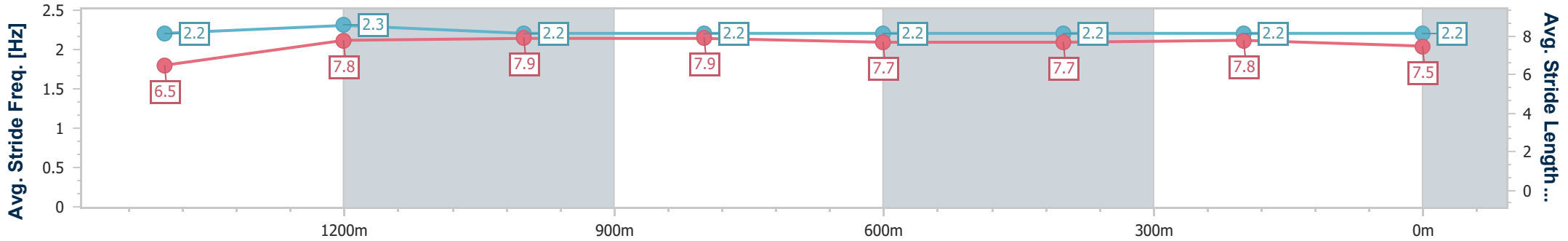
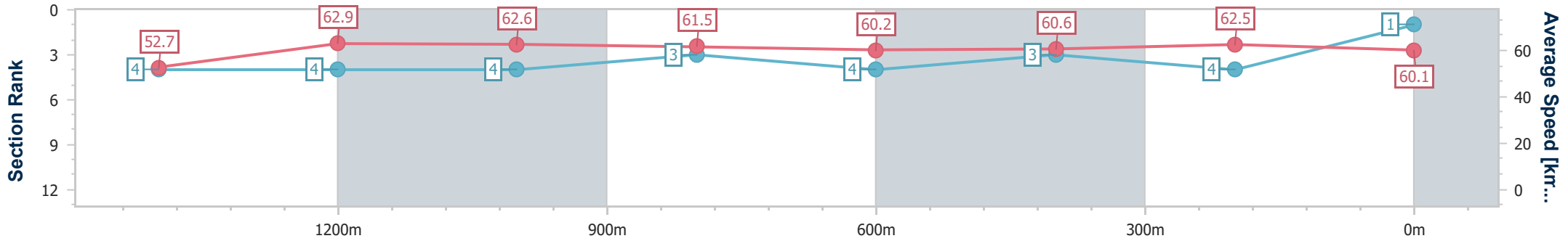


Doomben QLD Professional
Race 2: LADBROKES YARD COMMENTS QTIS Three-Year-Old Handicap - 1650m
 03 April 2024 - 12:28
 Track Rating: Soft 5, Weather: Fine, Rail Position: +8m



BRISBANE
RACING CLUB

Section	Overall	1400m	1200m	1000m	800m	600m	400m	200m
Section Times	1:38.78 [1] (0:17.05)	1:21.73 [4] (0:11.37)	1:10.36 [4] (0:11.50)	0:58.86 [4] (0:11.64)	0:47.22 [3] (0:11.96)	0:35.26 [4] (0:11.71)	0:23.55 [3] (0:11.42)	0:12.13 [4] (0:12.13)
Average Speed [km/h]	52.7	62.9	62.6	61.5	60.2	60.6	62.5	60.1
Top Speed [km/h]	64.2	64.5	63.9	63.9	60.8	62.2	63.5	61.9
Avg. Dist. to Rail [m]	1.3	1.6	0.6	0.2	1.1	2.2	2.2	0.6
Avg. Stride Freq. [Hz]	2.2	2.3	2.2	2.2	2.2	2.2	2.2	2.2
Avg. Stride Length [m]	6.5	7.8	7.9	7.9	7.7	7.7	7.8	7.5



- [] Ranking at each section and finish
- .-.- No data available at this section
- NA No data available



Horse/Jockey Name	Red Defcon
Final Rank	2
Fastest Section Time (Section)	0:11.21 (400m)
Top Speed [km/h] (Section)	66.2 (Overall)
Race State	Finished

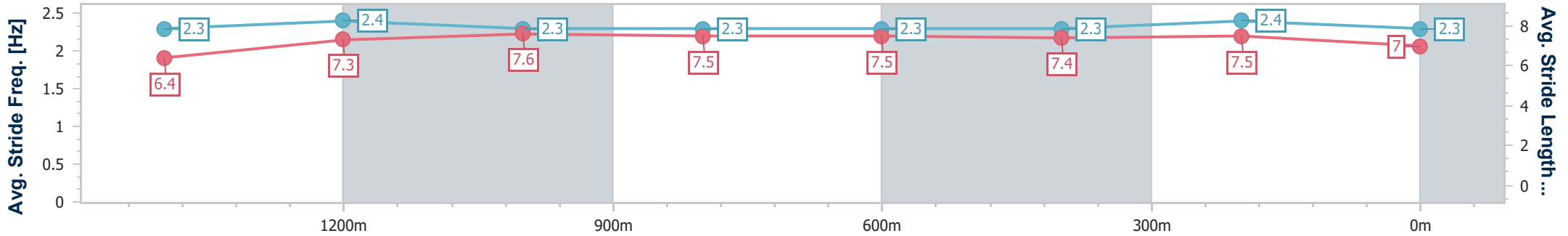
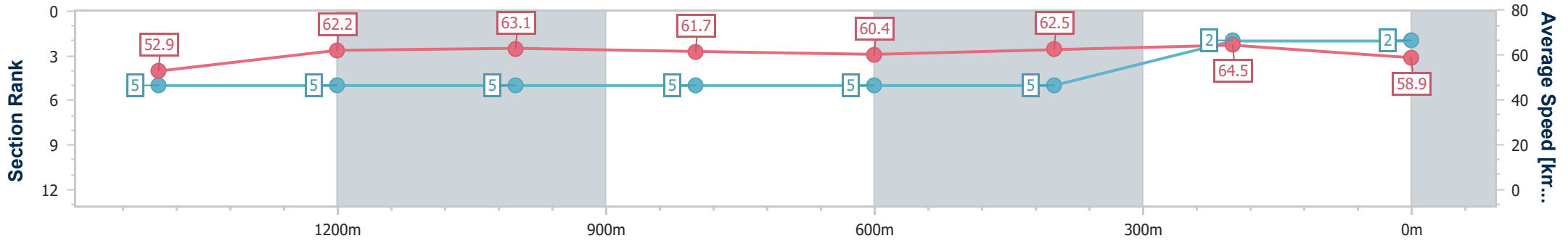


Doomben QLD Professional
Race 2: LADBROKES YARD COMMENTS QTIS Three-Year-Old Handicap - 1650m
 03 April 2024 - 12:28
 Track Rating: Soft 5, Weather: Fine, Rail Position: +8m



BRISBANE
RACING CLUB

Section	Overall	1400m	1200m	1000m	800m	600m	400m	200m
Section Times	1:38.82 [2] (0:17.07)	1:21.75 [5] (0:11.61)	1:10.14 [5] (0:11.37)	0:58.77 [5] (0:11.73)	0:47.04 [5] (0:11.96)	0:35.08 [5] (0:11.57)	0:23.51 [5] (0:11.21)	0:12.30 [2] (0:12.30)
Average Speed [km/h]	52.9	62.2	63.1	61.7	60.4	62.5	64.5	58.9
Top Speed [km/h]	66.2	65.2	64.6	64.3	61.9	64.2	65.3	61.9
Avg. Dist. to Rail [m]	2.3	0.5	0.8	1.0	0.7	1.1	1.1	2.1
Avg. Stride Freq. [Hz]	2.3	2.4	2.3	2.3	2.3	2.3	2.4	2.3
Avg. Stride Length [m]	6.4	7.3	7.6	7.5	7.5	7.4	7.5	7.0



- [] Ranking at each section and finish
- .-.- No data available at this section
- NA No data available



Horse/Jockey Name	Transatlantic
Final Rank	3
Fastest Section Time (Section)	0:11.28 (1200m)
Top Speed [km/h] (Section)	66.5 (Overall)
Race State	Finished

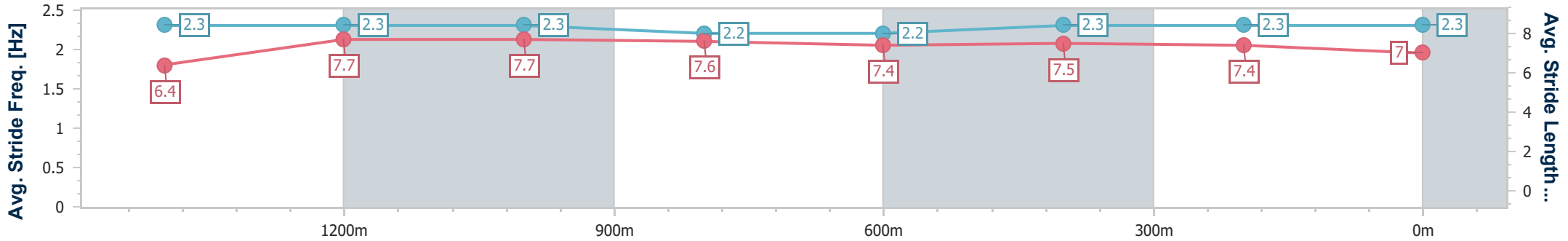
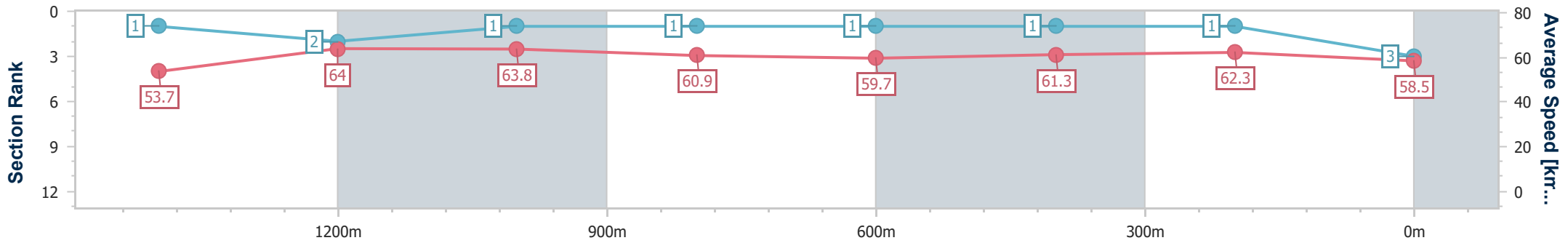


Doomben QLD Professional
Race 2: LADBROKES YARD COMMENTS QTIS Three-Year-Old Handicap - 1650m
 03 April 2024 - 12:28
 Track Rating: Soft 5, Weather: Fine, Rail Position: +8m



BRISBANE
RACING CLUB

Section	Overall	1400m	1200m	1000m	800m	600m	400m	200m
Section Times	1:38.90 [3] (0:16.78)	1:22.12 [1] (0:11.33)	1:10.79 [2] (0:11.28)	0:59.51 [1] (0:11.82)	0:47.69 [1] (0:12.05)	0:35.64 [1] (0:11.72)	0:23.92 [1] (0:11.50)	0:12.42 [1] (0:12.42)
Average Speed [km/h]	53.7	64.0	63.8	60.9	59.7	61.3	62.3	58.5
Top Speed [km/h]	66.5	65.2	64.3	63.5	60.6	62.0	63.8	61.3
Avg. Dist. to Rail [m]	1.5	0.8	0.7	1.1	0.2	0.7	1.2	0.3
Avg. Stride Freq. [Hz]	2.3	2.3	2.3	2.2	2.2	2.3	2.3	2.3
Avg. Stride Length [m]	6.4	7.7	7.7	7.6	7.4	7.5	7.4	7.0



- [] Ranking at each section and finish
- .-.- No data available at this section
- NA No data available



Horse/Jockey Name	Ichiban
Final Rank	4
Fastest Section Time (Section)	0:11.31 (1200m)
Top Speed [km/h] (Section)	64.9 (1400m)
Race State	Finished

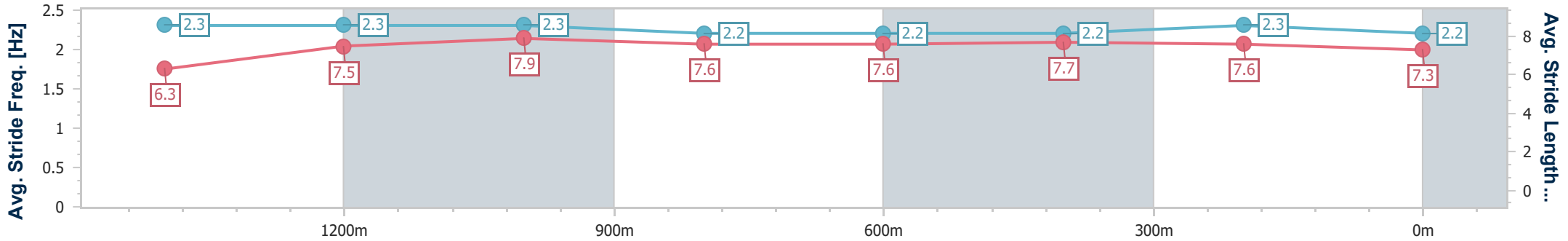
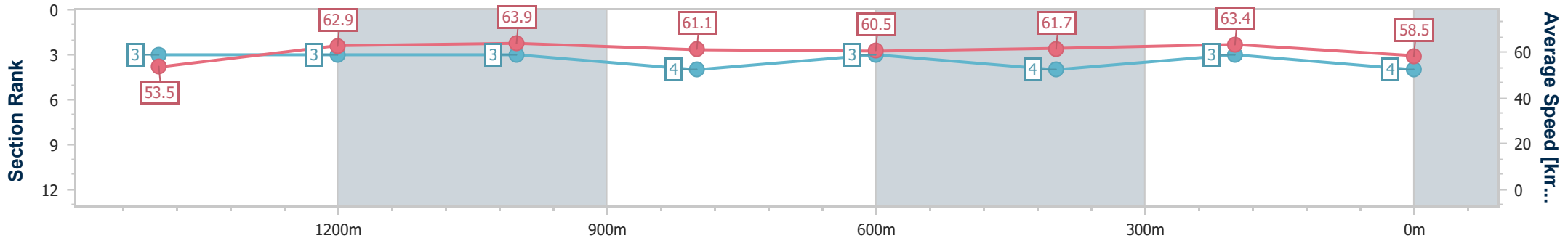


Doomben QLD Professional
Race 2: LADBROKES YARD COMMENTS QTIS Three-Year-Old Handicap - 1650m
 03 April 2024 - 12:28
 Track Rating: Soft 5, Weather: Fine, Rail Position: +8m



BRISBANE
RACING CLUB

Section	Overall	1400m	1200m	1000m	800m	600m	400m	200m
Section Times	1:39.01 [4] (0:16.85)	1:22.16 [3] (0:11.56)	1:10.60 [3] (0:11.31)	0:59.29 [3] (0:11.86)	0:47.43 [4] (0:11.93)	0:35.50 [3] (0:11.73)	0:23.77 [4] (0:11.35)	0:12.42 [3] (0:12.42)
Average Speed [km/h]	53.5	62.9	63.9	61.1	60.5	61.7	63.4	58.5
Top Speed [km/h]	64.4	64.9	64.4	63.3	61.5	62.8	64.4	61.3
Avg. Dist. to Rail [m]	0.7	2.0	3.0	2.6	0.9	0.6	0.2	0.3
Avg. Stride Freq. [Hz]	2.3	2.3	2.3	2.2	2.2	2.2	2.3	2.2
Avg. Stride Length [m]	6.3	7.5	7.9	7.6	7.6	7.7	7.6	7.3



- [] Ranking at each section and finish
- .-.- No data available at this section
- NA No data available



Horse/Jockey Name	Typhoon Tip
Final Rank	5
Fastest Section Time (Section)	0:11.40 (1200m)
Top Speed [km/h] (Section)	64.9 (1200m)
Race State	Finished

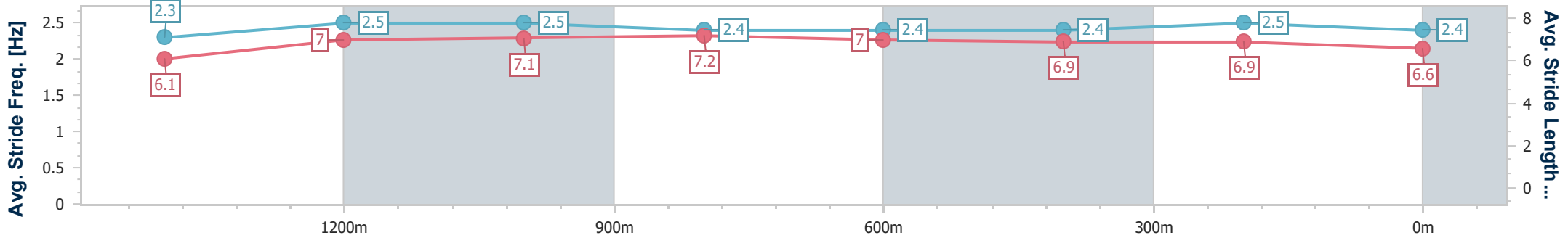
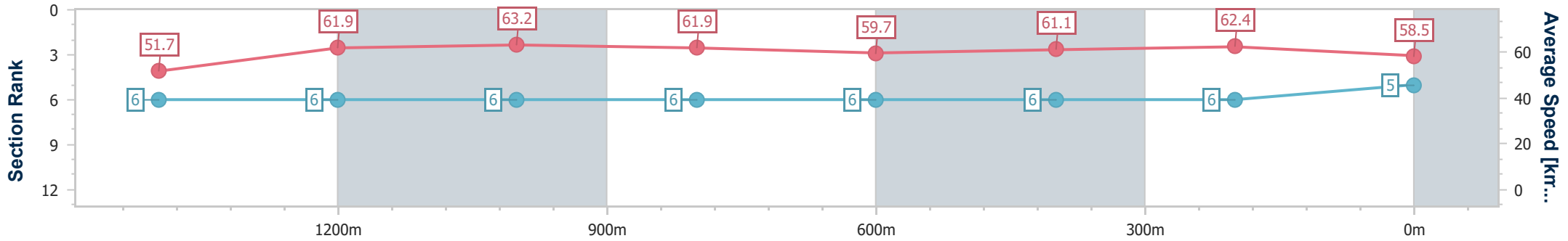


Doomben QLD Professional
Race 2: LADBROKES YARD COMMENTS QTIS Three-Year-Old Handicap - 1650m
 03 April 2024 - 12:28
 Track Rating: Soft 5, Weather: Fine, Rail Position: +8m



BRISBANE
RACING CLUB

Section	Overall	1400m	1200m	1000m	800m	600m	400m	200m
Section Times	1:39.37 [5] (0:17.35)	1:22.02 [6] (0:11.49)	1:10.53 [6] (0:11.40)	0:59.13 [6] (0:11.60)	0:47.53 [6] (0:12.00)	0:35.53 [6] (0:11.64)	0:23.89 [6] (0:11.49)	0:12.40 [6] (0:12.40)
Average Speed [km/h]	51.7	61.9	63.2	61.9	59.7	61.1	62.4	58.5
Top Speed [km/h]	64.3	63.3	64.9	64.1	61.1	62.0	63.1	61.2
Avg. Dist. to Rail [m]	1.6	1.9	1.2	0.7	1.3	1.5	1.3	2.2
Avg. Stride Freq. [Hz]	2.3	2.5	2.5	2.4	2.4	2.4	2.5	2.4
Avg. Stride Length [m]	6.1	7.0	7.1	7.2	7.0	6.9	6.9	6.6



- [] Ranking at each section and finish
- .-.- No data available at this section
- NA No data available



Horse/Jockey Name	Ringer's Reward
Final Rank	6
Fastest Section Time (Section)	0:11.42 (400m)
Top Speed [km/h] (Section)	65.5 (1000m)
Race State	Finished

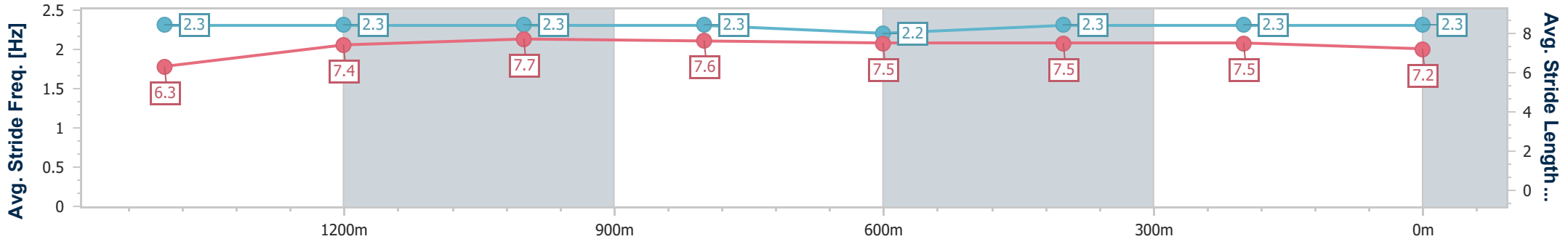
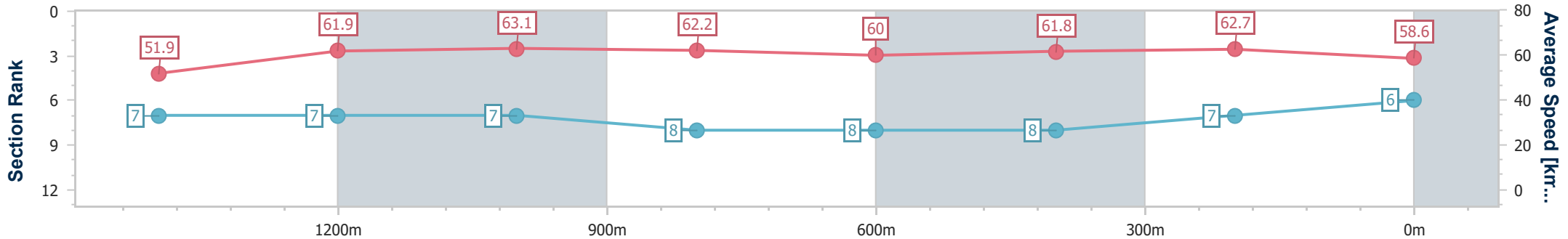


Doomben QLD Professional
Race 2: LADBROKES YARD COMMENTS QTIS Three-Year-Old Handicap - 1650m
 03 April 2024 - 12:28
 Track Rating: Soft 5, Weather: Fine, Rail Position: +8m



BRISBANE
RACING CLUB

Section	Overall	1400m	1200m	1000m	800m	600m	400m	200m
Section Times	1:39.54 [6] (0:17.42)	1:22.12 [7] (0:11.64)	1:10.48 [7] (0:11.43)	0:59.05 [7] (0:11.63)	0:47.42 [8] (0:11.93)	0:35.49 [8] (0:11.63)	0:23.86 [8] (0:11.42)	0:12.44 [7] (0:12.44)
Average Speed [km/h]	51.9	61.9	63.1	62.2	60.0	61.8	62.7	58.6
Top Speed [km/h]	65.1	64.8	64.8	65.5	61.4	62.7	63.6	60.6
Avg. Dist. to Rail [m]	3.1	0.8	1.1	1.1	0.4	0.9	1.7	3.7
Avg. Stride Freq. [Hz]	2.3	2.3	2.3	2.3	2.2	2.3	2.3	2.3
Avg. Stride Length [m]	6.3	7.4	7.7	7.6	7.5	7.5	7.5	7.2



- [] Ranking at each section and finish
- .-.- No data available at this section
- NA No data available



Horse/Jockey Name	The Author
Final Rank	7
Fastest Section Time (Section)	0:11.27 (1400m)
Top Speed [km/h] (Section)	65.0 (Overall)
Race State	Finished

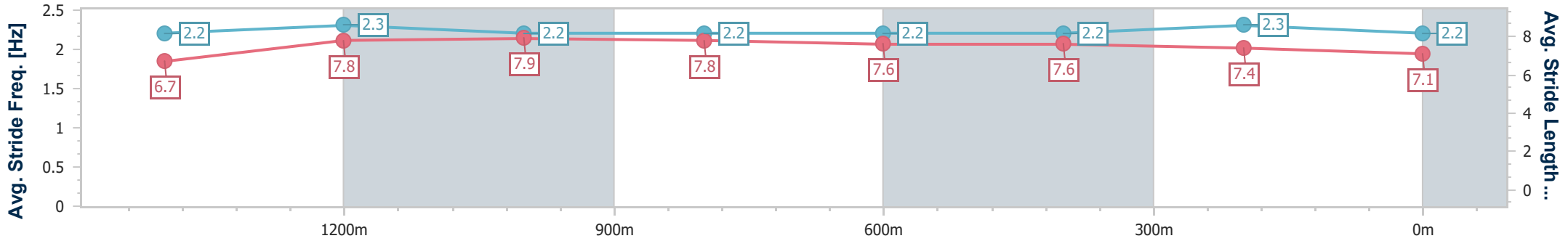
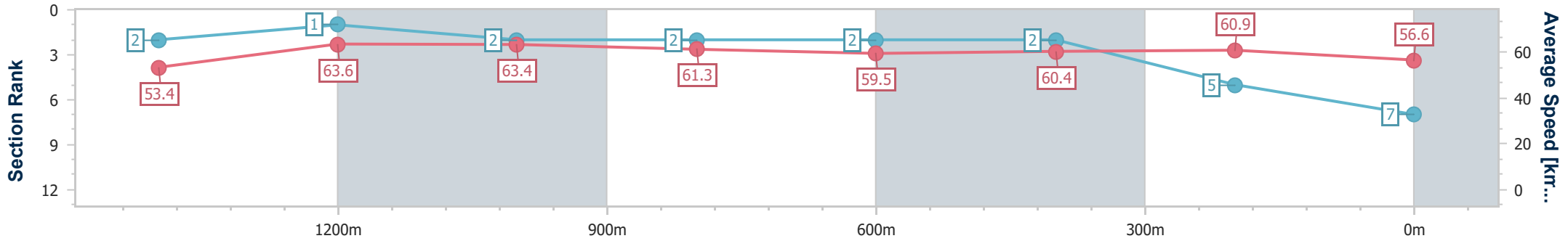


Doomben QLD Professional
Race 2: LADBROKES YARD COMMENTS QTIS Three-Year-Old Handicap - 1650m
 03 April 2024 - 12:28
 Track Rating: Soft 5, Weather: Fine, Rail Position: +8m



BRISBANE
RACING CLUB

Section	Overall	1400m	1200m	1000m	800m	600m	400m	200m
Section Times	1:39.68 [7] (0:16.81)	1:22.87 [2] (0:11.27)	1:11.60 [1] (0:11.34)	1:00.26 [2] (0:11.82)	0:48.44 [2] (0:12.06)	0:36.38 [2] (0:11.78)	0:24.60 [2] (0:11.77)	0:12.83 [5] (0:12.83)
Average Speed [km/h]	53.4	63.6	63.4	61.3	59.5	60.4	60.9	56.6
Top Speed [km/h]	65.0	64.9	64.1	63.3	60.4	61.2	61.7	59.1
Avg. Dist. to Rail [m]	2.4	1.1	0.3	0.8	0.5	1.9	2.5	1.5
Avg. Stride Freq. [Hz]	2.2	2.3	2.2	2.2	2.2	2.2	2.3	2.2
Avg. Stride Length [m]	6.7	7.8	7.9	7.8	7.6	7.6	7.4	7.1



- [] Ranking at each section and finish
- .-.- No data available at this section
- NA No data available



Horse/Jockey Name	Hyde Park
Final Rank	8
Fastest Section Time (Section)	0:11.43 (1000m)
Top Speed [km/h] (Section)	65.4 (1000m)
Race State	Finished

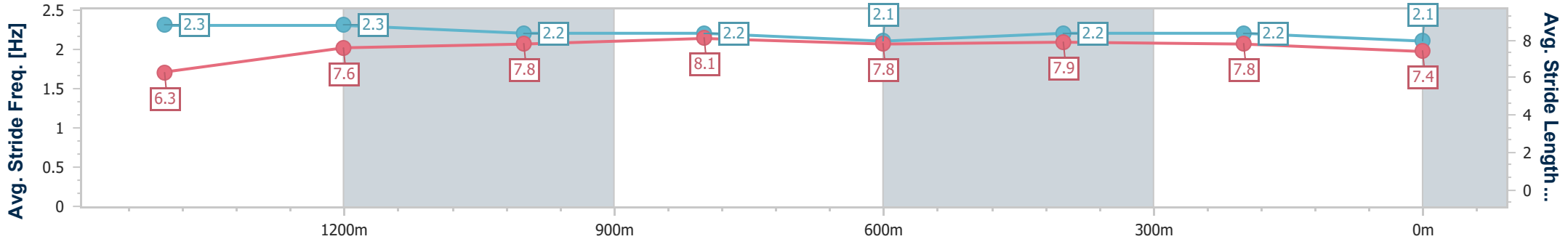
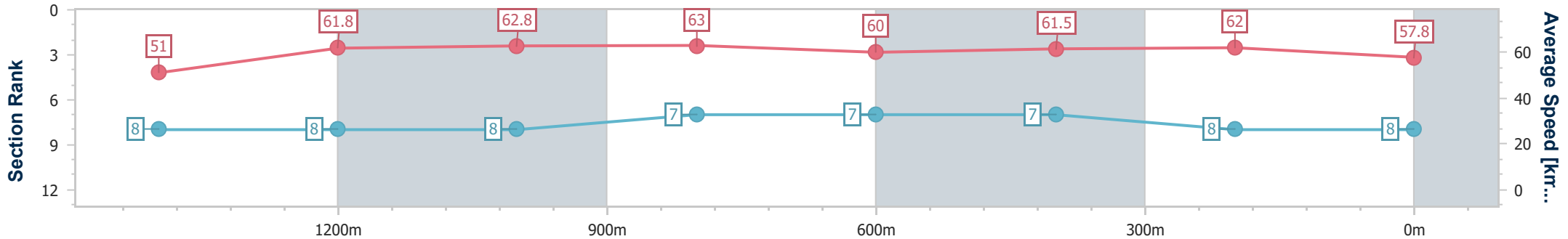


Doomben QLD Professional
Race 2: LADBROKES YARD COMMENTS QTIS Three-Year-Old Handicap - 1650m
 03 April 2024 - 12:28
 Track Rating: Soft 5, Weather: Fine, Rail Position: +8m



BRISBANE
RACING CLUB

Section	Overall	1400m	1200m	1000m	800m	600m	400m	200m
Section Times	1:39.84 [8] (0:17.61)	1:22.23 [8] (0:11.60)	1:10.63 [8] (0:11.46)	0:59.17 [8] (0:11.43)	0:47.74 [7] (0:11.91)	0:35.83 [7] (0:11.65)	0:24.18 [7] (0:11.59)	0:12.59 [8] (0:12.59)
Average Speed [km/h]	51.0	61.8	62.8	63.0	60.0	61.5	62.0	57.8
Top Speed [km/h]	63.4	63.0	65.4	65.4	61.2	62.9	62.9	60.0
Avg. Dist. to Rail [m]	1.4	0.9	0.5	0.5	0.9	1.1	0.9	1.3
Avg. Stride Freq. [Hz]	2.3	2.3	2.2	2.2	2.1	2.2	2.2	2.1
Avg. Stride Length [m]	6.3	7.6	7.8	8.1	7.8	7.9	7.8	7.4



- [] Ranking at each section and finish
- .-.- No data available at this section
- NA No data available



Horse/Jockey Name	On The Veuve
Final Rank	9
Fastest Section Time (Section)	0:11.38 (400m)
Top Speed [km/h] (Section)	65.2 (400m)
Race State	Finished

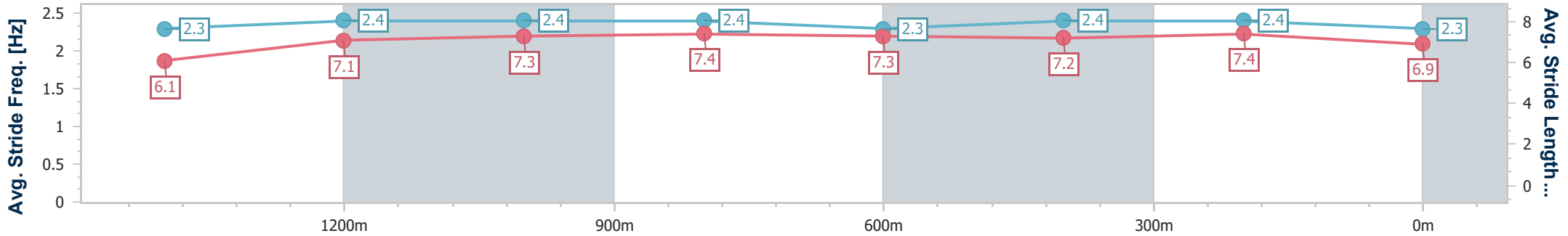
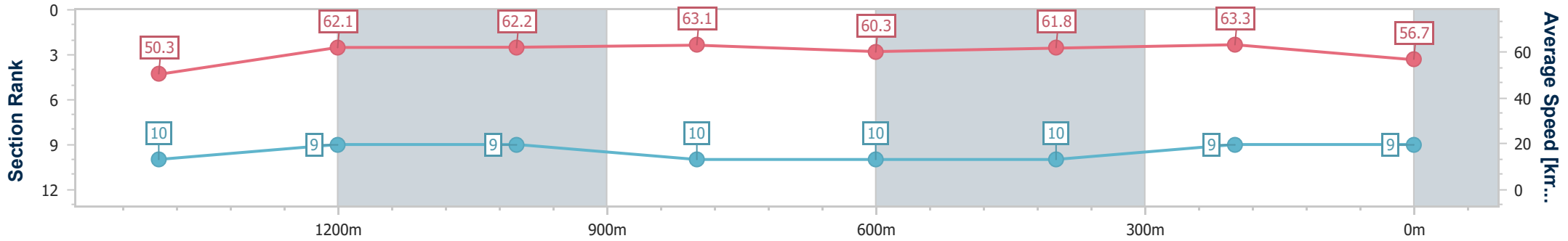


Doomben QLD Professional
Race 2: LADBROKES YARD COMMENTS QTIS Three-Year-Old Handicap - 1650m
 03 April 2024 - 12:28
 Track Rating: Soft 5, Weather: Fine, Rail Position: +8m



BRISBANE
RACING CLUB

Section	Overall	1400m	1200m	1000m	800m	600m	400m	200m
Section Times	1:40.15 [9] (0:17.84)	1:22.31 [10] (0:11.49)	1:10.82 [9] (0:11.59)	0:59.23 [9] (0:11.45)	0:47.78 [10] (0:11.95)	0:35.83 [10] (0:11.66)	0:24.17 [10] (0:11.38)	0:12.79 [9] (0:12.79)
Average Speed [km/h]	50.3	62.1	62.2	63.1	60.3	61.8	63.3	56.7
Top Speed [km/h]	62.9	63.6	64.0	64.8	61.8	63.9	65.2	61.0
Avg. Dist. to Rail [m]	2.3	1.1	0.8	0.9	0.3	0.5	1.0	1.9
Avg. Stride Freq. [Hz]	2.3	2.4	2.4	2.4	2.3	2.4	2.4	2.3
Avg. Stride Length [m]	6.1	7.1	7.3	7.4	7.3	7.2	7.4	6.9



- [] Ranking at each section and finish
- .-.- No data available at this section
- NA No data available



Horse/Jockey Name	Revitup Charlie
Final Rank	10
Fastest Section Time (Section)	0:11.36 (1000m)
Top Speed [km/h] (Section)	65.0 (1000m)
Race State	Finished

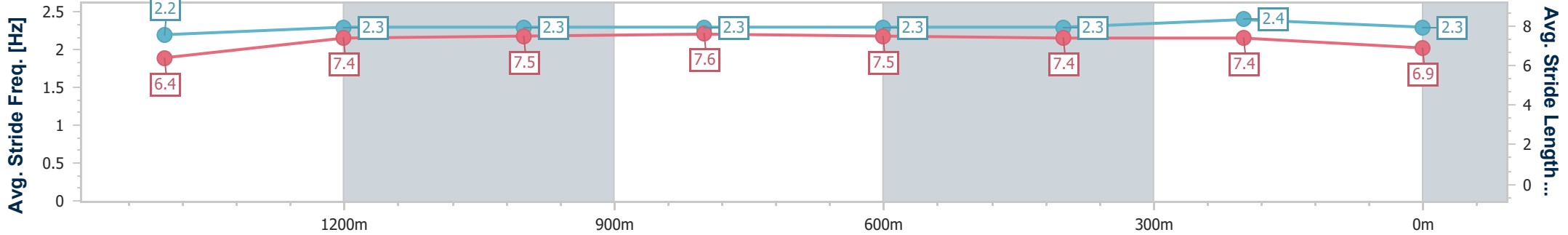
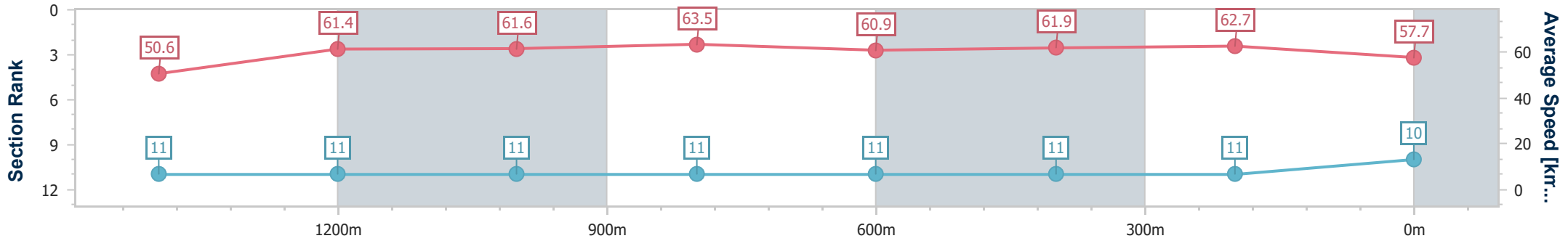


Doomben QLD Professional
Race 2: LADBROKES YARD COMMENTS QTIS Three-Year-Old Handicap - 1650m
 03 April 2024 - 12:28
 Track Rating: Soft 5, Weather: Fine, Rail Position: +8m



BRISBANE
RACING CLUB

Section	Overall	1400m	1200m	1000m	800m	600m	400m	200m					
Section Times	1:40.24 [10] (0:17.85)	1:22.39 [11] (0:11.79)	1:10.60 [11] (0:11.65)	0:58.95 [11] (0:11.36)	0:47.59 [11] (0:11.91)	0:35.68 [11] (0:11.59)	0:24.09 [11] (0:11.46)	0:12.63 [11] (0:12.63)					
Average Speed [km/h]	50.6	61.4	61.6	63.5	60.9	61.9	62.7	57.7					
Top Speed [km/h]	62.3	62.3	64.3	65.0	62.5	63.1	64.5	60.5					
Avg. Dist. to Rail [m]	4.0	0.9	0.2	0.5	0.4	0.4	1.4	3.1					
Avg. Stride Freq. [Hz]	2.2	2.3	2.3	2.3	2.3	2.3	2.4	2.3					
Avg. Stride Length [m]	6.4	7.4	7.5	7.6	7.5	7.4	7.4	6.9					



- [] Ranking at each section and finish
- .-.- No data available at this section
- NA No data available



Horse/Jockey Name	Lissaro
Final Rank	11
Fastest Section Time (Section)	0:11.18 (1000m)
Top Speed [km/h] (Section)	66.8 (1000m)
Race State	Finished

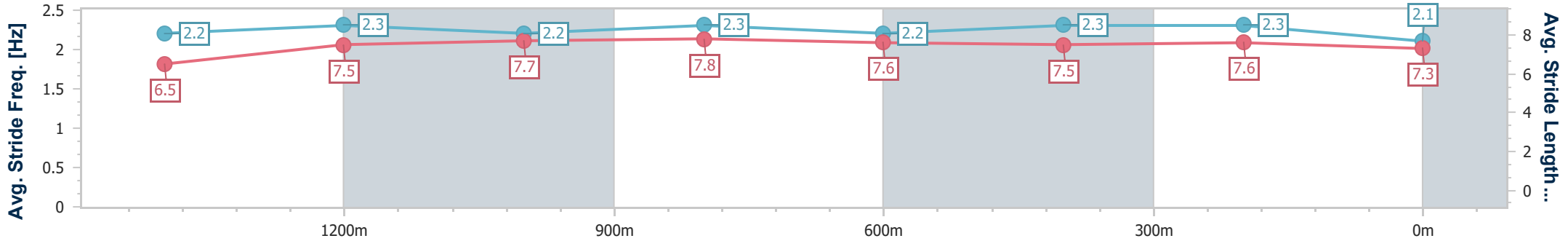
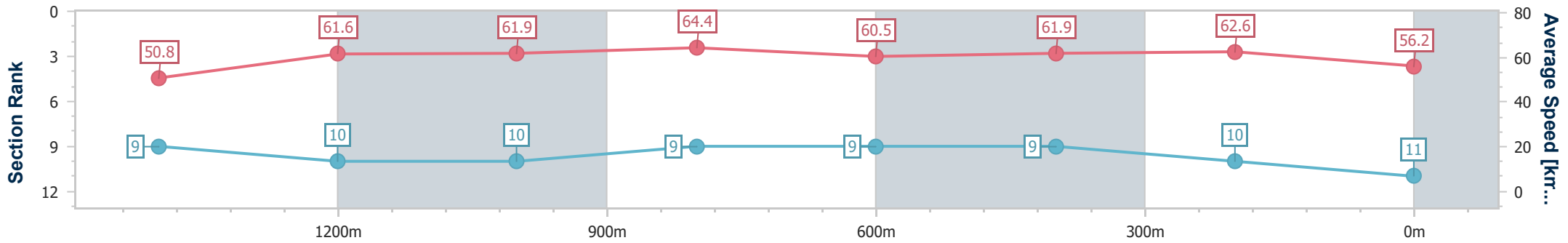


Doomben QLD Professional
Race 2: LADBROKES YARD COMMENTS QTIS Three-Year-Old Handicap - 1650m
 03 April 2024 - 12:28
 Track Rating: Soft 5, Weather: Fine, Rail Position: +8m



BRISBANE
RACING CLUB

Section	Overall	1400m	1200m	1000m	800m	600m	400m	200m
Section Times	1:40.37 [11] (0:17.75)	1:22.62 [9] (0:11.75)	1:10.87 [10] (0:11.65)	0:59.22 [10] (0:11.18)	0:48.04 [9] (0:11.91)	0:36.13 [9] (0:11.69)	0:24.44 [9] (0:11.50)	0:12.94 [10] (0:12.94)
Average Speed [km/h]	50.8	61.6	61.9	64.4	60.5	61.9	62.6	56.2
Top Speed [km/h]	63.2	62.4	65.5	66.8	62.1	62.6	64.5	60.3
Avg. Dist. to Rail [m]	2.7	1.0	1.6	1.5	0.3	0.5	2.1	4.4
Avg. Stride Freq. [Hz]	2.2	2.3	2.2	2.3	2.2	2.3	2.3	2.1
Avg. Stride Length [m]	6.5	7.5	7.7	7.8	7.6	7.5	7.6	7.3



- [] Ranking at each section and finish
- .-.- No data available at this section
- NA No data available