



Doomben QLD Professional

Race 1: DRINKWISE Maiden Handicap - 1650m

03 April 2024 - 11:53



BRISBANE
RACING CLUB

Track Rating: Soft 6, Weather: Fine, Rail Position: +8m

Section														
Field Times														
Overall	1400m	1200m	1000m	800m	600m	400m	Last 600m							
1:40.13 (0:17.05)	1:23.08 (0:11.87)	1:11.21 (0:11.83)	0:59.38 (0:12.17)	0:47.21 (0:12.23)	0:34.98 (0:11.79)	0:23.19 (0:11.35)	0:34.98							
Rank	TAB	Horse/Jockey	Barrier	Top Speed [km/h]	Fastest Section								Distance Travelled [m]	
1	3	KALENDS James Orman	3	64.8 400m	0:11.35 400m	1:40.13 [1] (0:17.08)	1:23.05 [2] (0:11.84)	1:11.21 [1] (0:11.83)	0:59.38 [1] (0:12.17)	0:47.21 [1] (0:12.23)	0:34.98 [1] (0:11.79)	0:23.19 [1] (0:11.35)	0:34.98	
2	1	RASHFORD Kyle Wilson-Taylor	1	65.8 400m	0:11.25 400m	1:40.34 [2] (0:17.34)	1:23.00 [5] (0:11.74)	1:11.26 [4] (0:12.09)	0:59.17 [4] (0:12.08)	0:47.09 [4] (0:12.21)	0:34.88 [4] (0:11.77)	0:23.11 [4] (0:11.25)	0:34.88	+6
3	10	TRAVIATA Justin Huxtable	10	64.4 400m	0:11.39 400m	1:40.84 [3] (0:17.37)	1:23.47 [6] (0:11.93)	1:11.54 [5] (0:12.14)	0:59.40 [5] (0:12.10)	0:47.30 [5] (0:12.07)	0:35.23 [5] (0:11.85)	0:23.38 [6] (0:11.39)	0:35.23	+8
4	8	FORBIDDEN APPLE Robbie Dolan	8	64.4 400m	0:11.40 400m	1:40.89 [4] (0:17.70)	1:23.19 [9] (0:11.93)	1:11.26 [8] (0:12.12)	0:59.14 [8] (0:12.09)	0:47.05 [8] (0:12.08)	0:34.97 [9] (0:11.81)	0:23.16 [9] (0:11.40)	0:34.97	+7
5	6	ARAMINTA Samantha Collett	6	64.9 Overall	0:11.49 400m	1:41.10 [5] (0:17.05)	1:24.05 [1] (0:11.88)	1:12.17 [2] (0:11.87)	1:00.30 [2] (0:12.19)	0:48.11 [2] (0:12.18)	0:35.93 [2] (0:11.88)	0:24.05 [2] (0:11.49)	0:35.93	+9
6	2	DISCOVER Mark Du Plessis	2	64.4 400m	0:11.38 400m	1:41.25 [6] (0:17.69)	1:23.56 [8] (0:12.10)	1:11.46 [9] (0:12.04)	0:59.42 [9] (0:12.02)	0:47.40 [9] (0:12.00)	0:35.40 [8] (0:11.86)	0:23.54 [8] (0:11.38)	0:35.40	+3
7	5	MIRACLE SEVEN Ryan Maloney	5	63.9 400m	0:11.39 400m	1:41.34 [7] (0:17.99)	1:23.35 [11] (0:11.96)	1:11.39 [10] (0:12.05)	0:59.34 [11] (0:12.13)	0:47.21 [11] (0:12.04)	0:35.17 [11] (0:11.75)	0:23.42 [11] (0:11.39)	0:35.17	+9
8	7	DREAM PASSAGE Angela Jones	7	65.3 400m	0:11.30 400m	1:41.49 [8] (0:17.98)	1:23.51 [10] (0:12.17)	1:11.34 [12] (0:12.06)	0:59.28 [12] (0:11.99)	0:47.29 [12] (0:12.07)	0:35.22 [12] (0:11.87)	0:23.35 [12] (0:11.30)	0:35.22	+5
9	9	COOL PROPHET Dale Smith	9	64.0 400m	0:11.58 400m	1:41.61 [9] (0:17.14)	1:24.47 [3] (0:11.91)	1:12.56 [3] (0:12.00)	1:00.56 [3] (0:12.06)	0:48.50 [3] (0:12.14)	0:36.36 [3] (0:11.92)	0:24.44 [3] (0:11.58)	0:36.36	+1
10	11	TRUST A KITTY Damien Thornton	11	64.8 400m	0:11.47 400m	1:41.67 [10] (0:18.11)	1:23.56 [12] (0:11.84)	1:11.72 [10] (0:12.02)	0:59.70 [10] (0:12.04)	0:47.66 [10] (0:11.99)	0:35.67 [10] (0:11.91)	0:23.76 [10] (0:11.47)	0:35.67	+15

Scratched: With Diamonds (#15), Monte Kahuna (#17), Push Turbo (#18), Ride For Luck (#13), Fiddler Onthe Roof (#14), Shamuka (#16)

[] Ranking at each section and finish
 -:-:- No data available at this section
 NA No data available

SCN Saddle cloth number
 DNF Did not finish
 DNT Did not track



Doomben QLD Professional

Race 1: DRINKWISE Maiden Handicap - 1650m

03 April 2024 - 11:53



BRISBANE
RACING CLUB

Track Rating: Soft 6, Weather: Fine, Rail Position: +8m

Section		Overall	1400m	1200m	1000m	800m	600m	400m	Last 600m				
Field Times		1:40.13 (0:17.05)	1:23.08 (0:11.87)	1:11.21 (0:11.83)	0:59.38 (0:12.17)	0:47.21 (0:12.23)	0:34.98 (0:11.79)	0:23.19 (0:11.35)	0:34.98				
Rank	TAB Horse/Jockey	Barrier	Top Speed [km/h]	Fastest Section					Distance Travelled [m]				
11	4 HATASU Jake Bayliss	4	63.5 400m	0:11.54 400m	1:41.70 [11] (0:17.57)	1:24.13 [7] (0:11.89)	1:12.24 [7] (0:12.11)	1:00.13 [7] (0:12.13)	0:48.00 [7] (0:12.02)	0:35.98 [7] (0:11.76)	0:24.22 [7] (0:11.54)	0:35.98	+10
12	12 MY SPIRIT Jim Byrne	12	63.0 400m	0:11.71 400m	1:42.07 [12] (0:17.30)	1:24.77 [4] (0:12.05)	1:12.72 [6] (0:12.20)	1:00.52 [6] (0:12.06)	0:48.46 [6] (0:12.01)	0:36.45 [6] (0:11.80)	0:24.65 [5] (0:11.71)	0:36.45	+3

Scratched: With Diamonds (#15), Monte Kahuna (#17), Push Turbo (#18), Ride For Luck (#13), Fiddler Onthe Roof (#14), Shamuka (#16)

[] Ranking at each section and finish
 -:-:-:- No data available at this section
 NA No data available

SCN Saddle cloth number
 DNF Did not finish
 DNT Did not track



Doomben QLD Professional

Race 1: DRINKWISE Maiden Handicap - 1650m

03 April 2024 - 11:53



BRISBANE
RACING CLUB

Track Rating: Soft 6, Weather: Fine, Rail Position: +8m

Section				200m				Last 600m	
Field Times				0:11.84 (0:11.84)				0:34.98	
Rank	TAB	Horse/Jockey	Barrier	Top Speed [km/h]	Fastest Section	Margin			Distance Travelled [m]
1	3	KALENDS James Orman	3	64.8 400m	0:11.35 400m	0:11.84 [1] (0:11.84)	1:40.13		0:34.98
2	1	RASHFORD Kyle Wilson-Taylor	1	65.8 400m	0:11.25 400m	0:11.86 [2] (0:11.86)	0.21L		0:34.88 +6
3	10	TRAVIATA Justin Huxtable	10	64.4 400m	0:11.39 400m	0:11.99 [5] (0:11.99)	0.5L		0:35.23 +8
4	8	FORBIDDEN APPLE Robbie Dolan	8	64.4 400m	0:11.40 400m	0:11.76 [9] (0:11.76)	0.05L		0:34.97 +7
5	6	ARAMINTA Samantha Collett	6	64.9 Overall	0:11.49 400m	0:12.56 [3] (0:12.56)	0.21L		0:35.93 +9
6	2	DISCOVER Mark Du Plessis	2	64.4 400m	0:11.38 400m	0:12.16 [7] (0:12.16)	0.15L		0:35.40 +3
7	5	MIRACLE SEVEN Ryan Maloney	5	63.9 400m	0:11.39 400m	0:12.03 [10] (0:12.03)	0.09L		0:35.17 +9
8	7	DREAM PASSAGE Angela Jones	7	65.3 400m	0:11.30 400m	0:12.05 [12] (0:12.05)	0.15L		0:35.22 +5
9	9	COOL PROPHET Dale Smith	9	64.0 400m	0:11.58 400m	0:12.86 [4] (0:12.86)	0.12L		0:36.36 +1
10	11	TRUST A KITTY Damien Thornton	11	64.8 400m	0:11.47 400m	0:12.29 [11] (0:12.29)	0.06L		0:35.67 +15

Scratched: With Diamonds (#15), Monte Kahuna (#17), Push Turbo (#18), Ride For Luck (#13), Fiddler Onthe Roof (#14), Shamuka (#16)

Report Created: Thu 4 April 2024 12:04 GMT+10 (Note: Timing is based on position data)

Page 3/16

[] Ranking at each section and finish
 -:-:- No data available at this section
 NA No data available

SCN Saddle cloth number
 DNF Did not finish
 DNT Did not track

data processed by  **TRIPLES DATA**



Doomben QLD Professional
Race 1: DRINKWISE Maiden Handicap - 1650m
03 April 2024 - 11:53



BRISBANE
RACING CLUB

Track Rating: Soft 6, Weather: Fine, Rail Position: +8m

Section				200m				Last 600m		
Field Times				0:11.84 (0:11.84)				0:34.98		
Rank	TAB	Horse/Jockey	Barrier	Top Speed [km/h]	Fastest Section	Margin			Distance Travelled [m]	
11	4	HATASU	4	63.5	0:11.54	0:12.68 [6]	0.03L		0:35.98	+10
		Jake Bayliss		400m	400m	(0:12.68)				
12	12	MY SPIRIT	12	63.0	0:11.71	0:12.94 [8]	0.37L		0:36.45	+3
		Jim Byrne		400m	400m	(0:12.94)				

Scratched: With Diamonds (#15), Monte Kahuna (#17), Push Turbo (#18), Ride For Luck (#13), Fiddler Onthe Roof (#14), Shamuka (#16)

[] Ranking at each section and finish
 -:-:-:- No data available at this section
 NA No data available

SCN Saddle cloth number
 DNF Did not finish
 DNT Did not track



Horse/Jockey Name	Kalends
Final Rank	1
Fastest Section Time (Section)	0:11.35 (400m)
Top Speed [km/h] (Section)	64.8 (400m)
Race State	Finished



Doomben QLD Professional

Race 1: DRINKWISE Maiden Handicap - 1650m

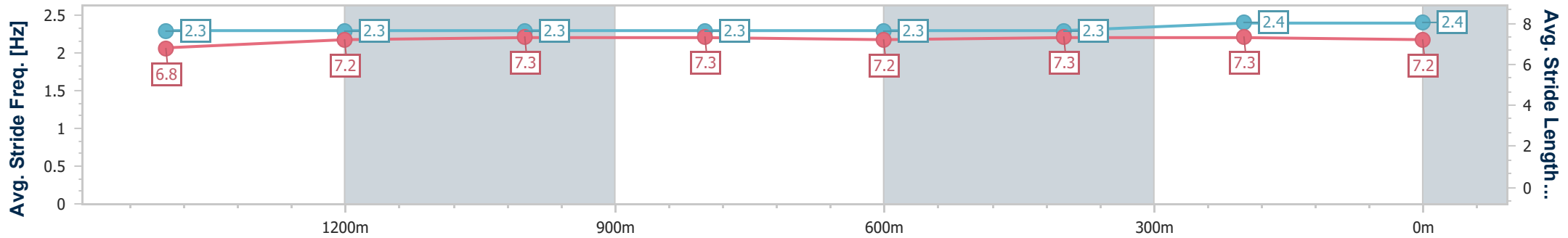
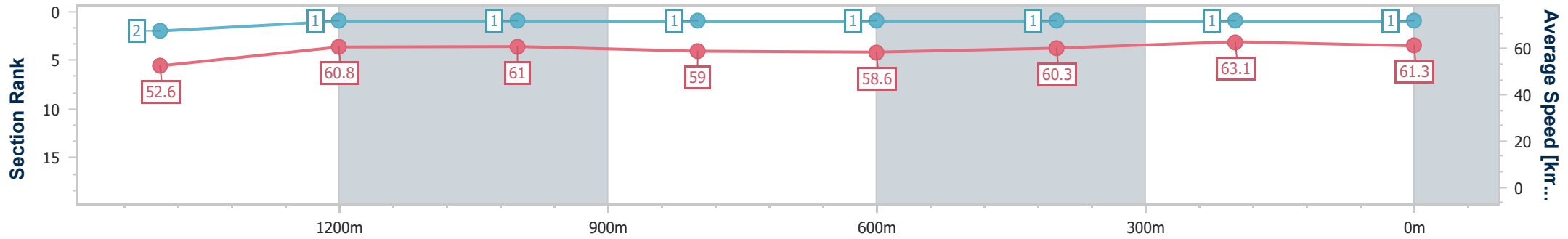
03 April 2024 - 11:53

Track Rating: Soft 6, Weather: Fine, Rail Position: +8m



BRISBANE RACING CLUB

Section	Overall	1400m	1200m	1000m	800m	600m	400m	200m
Section Times	1:40.13 [1] (0:17.08)	1:23.05 [2] (0:11.84)	1:11.21 [1] (0:11.83)	0:59.38 [1] (0:12.17)	0:47.21 [1] (0:12.23)	0:34.98 [1] (0:11.79)	0:23.19 [1] (0:11.35)	0:11.84 [1] (0:11.84)
Average Speed [km/h]	52.6	60.8	61.0	59.0	58.6	60.3	63.1	61.3
Top Speed [km/h]	63.3	62.7	61.5	60.5	59.2	61.9	64.8	63.3
Avg. Dist. to Rail [m]	0.7	0.2	0.5	0.3	1.6	2.4	2.2	1.6
Avg. Stride Freq. [Hz]	2.3	2.3	2.3	2.3	2.3	2.3	2.4	2.4
Avg. Stride Length [m]	6.8	7.2	7.3	7.3	7.2	7.3	7.3	7.2



- [] Ranking at each section and finish
- .-.- No data available at this section
- NA No data available



Horse/Jockey Name	Rashford
Final Rank	2
Fastest Section Time (Section)	0:11.25 (400m)
Top Speed [km/h] (Section)	65.8 (400m)
Race State	Finished



Doomben QLD Professional

Race 1: DRINKWISE Maiden Handicap - 1650m

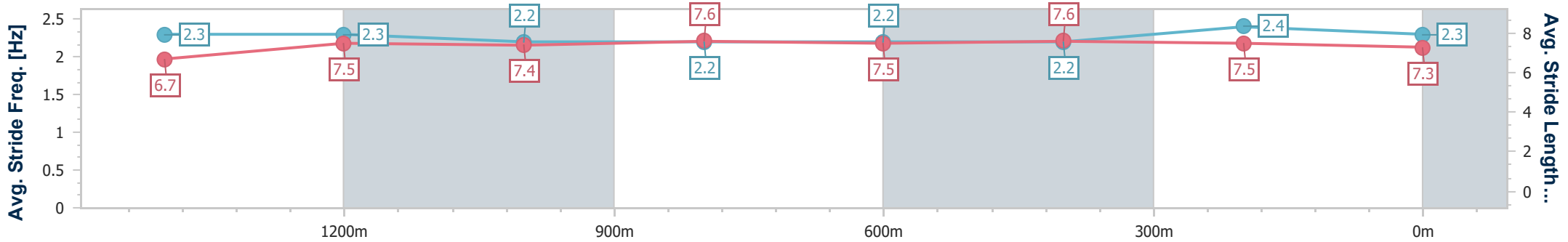
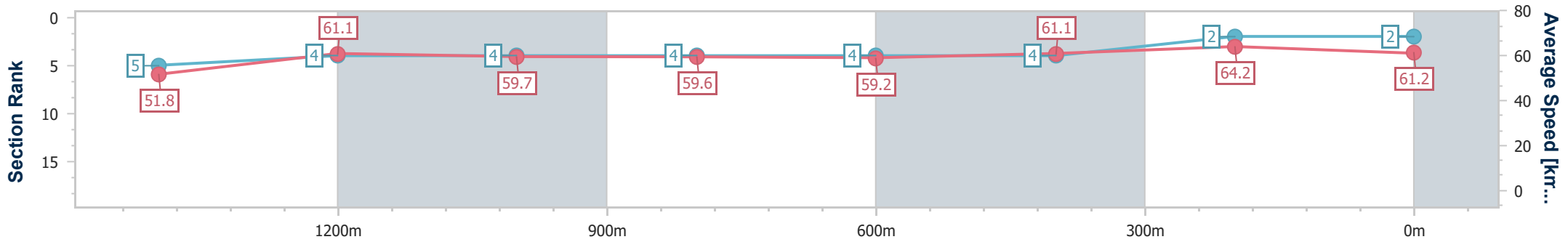
03 April 2024 - 11:53

Track Rating: Soft 6, Weather: Fine, Rail Position: +8m



BRISBANE RACING CLUB

Section	Overall	1400m	1200m	1000m	800m	600m	400m	200m
Section Times	1:40.34 [2] (0:17.34)	1:23.00 [5] (0:11.74)	1:11.26 [4] (0:12.09)	0:59.17 [4] (0:12.08)	0:47.09 [4] (0:12.21)	0:34.88 [4] (0:11.77)	0:23.11 [4] (0:11.25)	0:11.86 [2] (0:11.86)
Average Speed [km/h]	51.8	61.1	59.7	59.6	59.2	61.1	64.2	61.2
Top Speed [km/h]	62.9	63.0	60.2	60.4	60.7	63.8	65.8	62.7
Avg. Dist. to Rail [m]	1.9	0.8	1.0	0.3	0.4	0.2	0.9	0.7
Avg. Stride Freq. [Hz]	2.3	2.3	2.2	2.2	2.2	2.2	2.4	2.3
Avg. Stride Length [m]	6.7	7.5	7.4	7.6	7.5	7.6	7.5	7.3



- [] Ranking at each section and finish
- .-.- No data available at this section
- NA No data available



Horse/Jockey Name	Traviata
Final Rank	3
Fastest Section Time (Section)	0:11.39 (400m)
Top Speed [km/h] (Section)	64.4 (400m)
Race State	Finished



Doomben QLD Professional

Race 1: DRINKWISE Maiden Handicap - 1650m

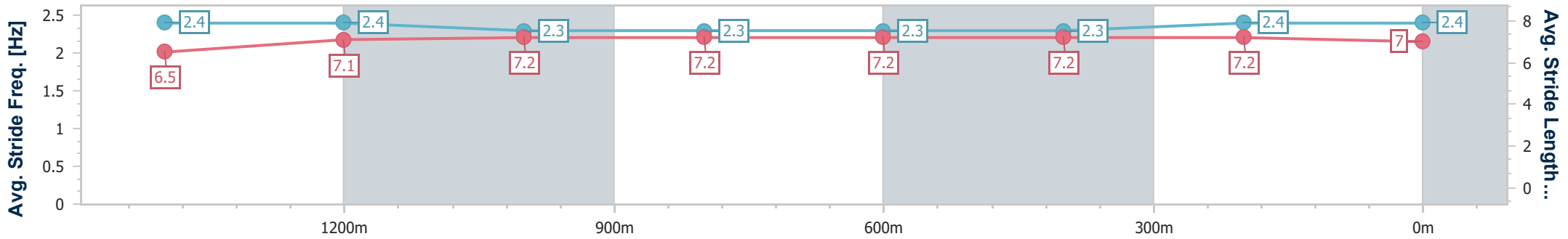
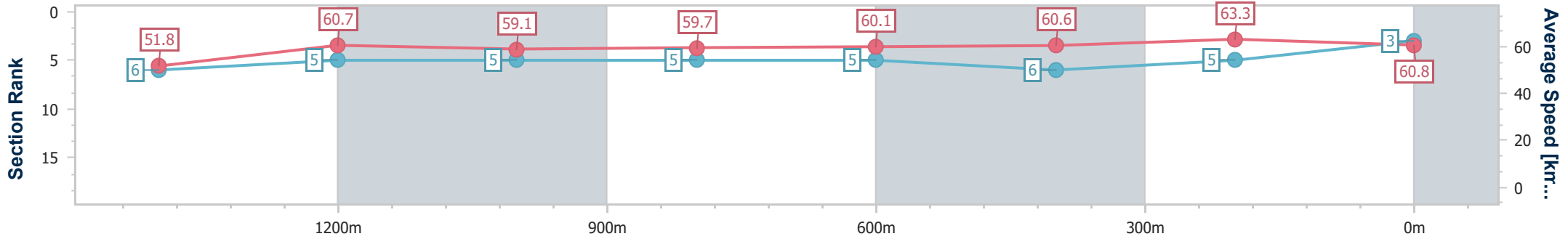
03 April 2024 - 11:53

Track Rating: Soft 6, Weather: Fine, Rail Position: +8m



BRISBANE RACING CLUB

Section	Overall	1400m	1200m	1000m	800m	600m	400m	200m
Section Times	1:40.84 [3] (0:17.37)	1:23.47 [6] (0:11.93)	1:11.54 [5] (0:12.14)	0:59.40 [5] (0:12.10)	0:47.30 [5] (0:12.07)	0:35.23 [5] (0:11.85)	0:23.38 [6] (0:11.39)	0:11.99 [5]
Average Speed [km/h]	51.8	60.7	59.1	59.7	60.1	60.6	63.3	60.8
Top Speed [km/h]	62.3	61.8	60.5	60.5	61.7	62.1	64.4	63.2
Avg. Dist. to Rail [m]	0.5	0.4	0.6	1.4	0.7	0.2	1.1	1.7
Avg. Stride Freq. [Hz]	2.4	2.4	2.3	2.3	2.3	2.3	2.4	2.4
Avg. Stride Length [m]	6.5	7.1	7.2	7.2	7.2	7.2	7.2	7.0



- [] Ranking at each section and finish
- .-.- No data available at this section
- NA No data available



Horse/Jockey Name	Forbidden Apple
Final Rank	4
Fastest Section Time (Section)	0:11.40 (400m)
Top Speed [km/h] (Section)	64.4 (400m)
Race State	Finished

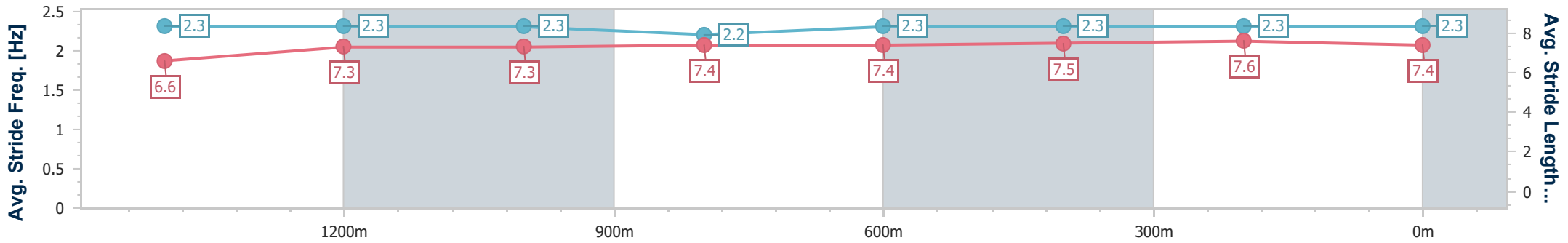
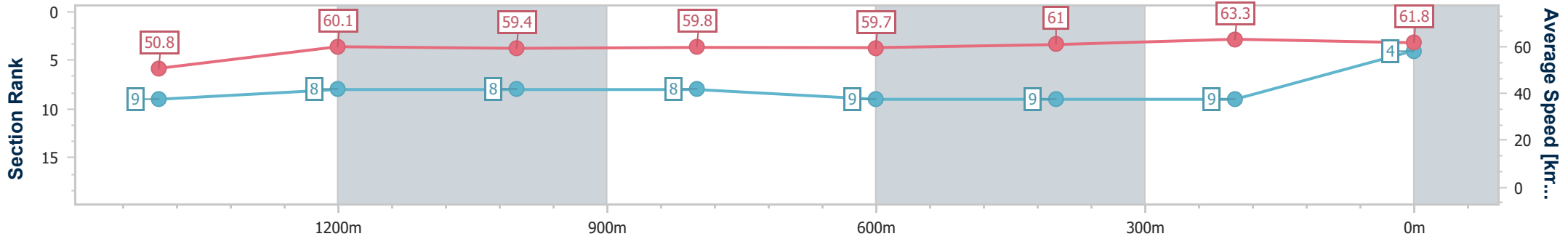


Doomben QLD Professional
Race 1: DRINKWISE Maiden Handicap - 1650m
 03 April 2024 - 11:53
 Track Rating: Soft 6, Weather: Fine, Rail Position: +8m



BRISBANE
RACING CLUB

Section	Overall	1400m	1200m	1000m	800m	600m	400m	200m
Section Times	1:40.89 [4] (0:17.70)	1:23.19 [9] (0:11.93)	1:11.26 [8] (0:12.12)	0:59.14 [8] (0:12.09)	0:47.05 [8] (0:12.08)	0:34.97 [9] (0:11.81)	0:23.16 [9] (0:11.40)	0:11.76 [9] (0:11.76)
Average Speed [km/h]	50.8	60.1	59.4	59.8	59.7	61.0	63.3	61.8
Top Speed [km/h]	63.0	62.3	61.6	60.4	61.0	61.8	64.4	63.7
Avg. Dist. to Rail [m]	1.0	0.5	0.5	1.1	0.7	0.2	1.3	2.5
Avg. Stride Freq. [Hz]	2.3	2.3	2.3	2.2	2.3	2.3	2.3	2.3
Avg. Stride Length [m]	6.6	7.3	7.3	7.4	7.4	7.5	7.6	7.4



- [] Ranking at each section and finish
- .-.- No data available at this section
- NA No data available



Horse/Jockey Name	Araminta
Final Rank	5
Fastest Section Time (Section)	0:11.49 (400m)
Top Speed [km/h] (Section)	64.9 (Overall)
Race State	Finished

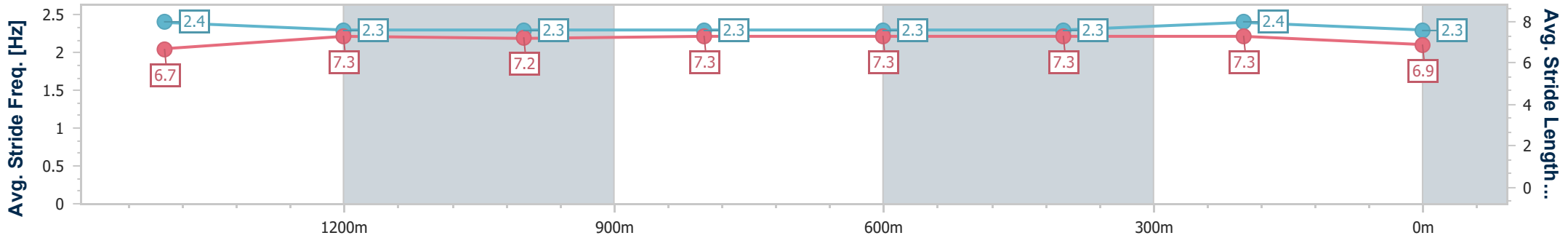
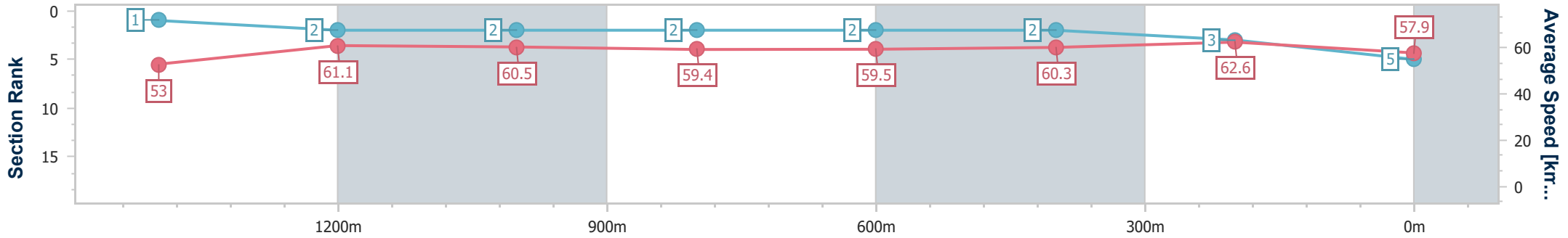


Doomben QLD Professional
Race 1: DRINKWISE Maiden Handicap - 1650m
 03 April 2024 - 11:53
 Track Rating: Soft 6, Weather: Fine, Rail Position: +8m



BRISBANE
RACING CLUB

Section	Overall	1400m	1200m	1000m	800m	600m	400m	200m
Section Times	1:41.10 [5] (0:17.05)	1:24.05 [1] (0:11.88)	1:12.17 [2] (0:11.87)	1:00.30 [2] (0:12.19)	0:48.11 [2] (0:12.18)	0:35.93 [2] (0:11.88)	0:24.05 [2] (0:11.49)	0:12.56 [3] (0:12.56)
Average Speed [km/h]	53.0	61.1	60.5	59.4	59.5	60.3	62.6	57.9
Top Speed [km/h]	64.9	62.6	62.1	60.5	59.9	62.3	63.7	61.4
Avg. Dist. to Rail [m]	4.2	1.3	1.5	1.7	0.9	0.4	0.8	1.0
Avg. Stride Freq. [Hz]	2.4	2.3	2.3	2.3	2.3	2.3	2.4	2.3
Avg. Stride Length [m]	6.7	7.3	7.2	7.3	7.3	7.3	7.3	6.9



- [] Ranking at each section and finish
- .-.- No data available at this section
- NA No data available



Horse/Jockey Name	Discover
Final Rank	6
Fastest Section Time (Section)	0:11.38 (400m)
Top Speed [km/h] (Section)	64.4 (400m)
Race State	Finished

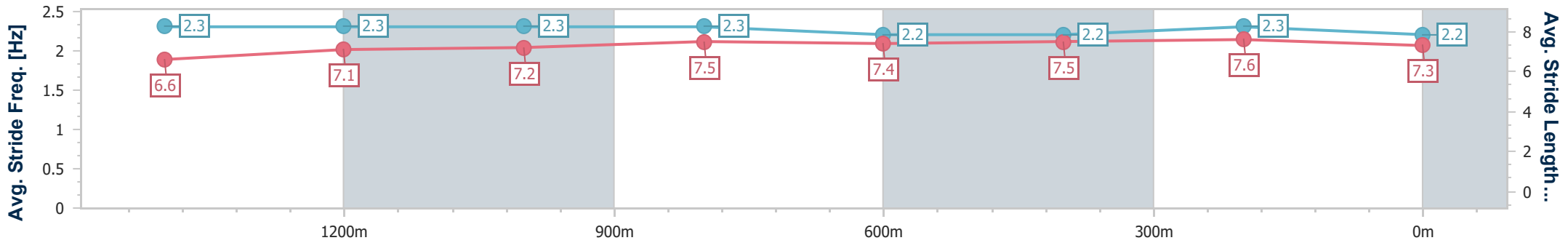
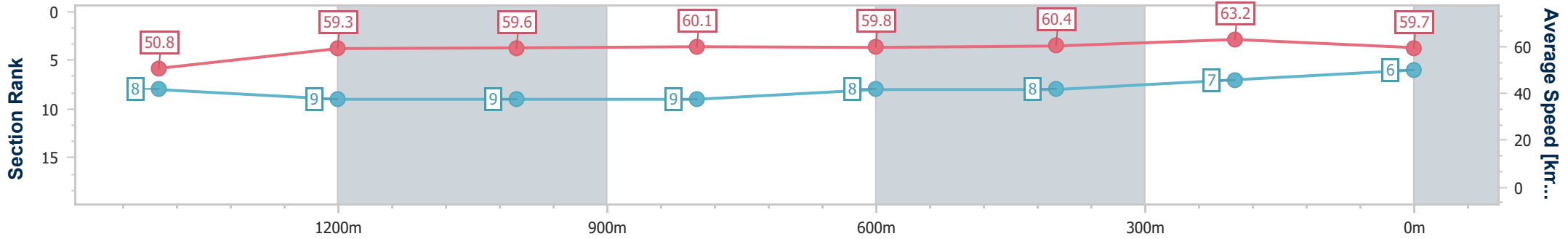


Doomben QLD Professional
Race 1: DRINKWISE Maiden Handicap - 1650m
 03 April 2024 - 11:53
 Track Rating: Soft 6, Weather: Fine, Rail Position: +8m



BRISBANE
RACING CLUB

Section	Overall	1400m	1200m	1000m	800m	600m	400m	200m
Section Times	1:41.25 [6] (0:17.69)	1:23.56 [8] (0:12.10)	1:11.46 [9] (0:12.04)	0:59.42 [9] (0:12.02)	0:47.40 [9] (0:12.00)	0:35.40 [8] (0:11.86)	0:23.54 [8] (0:11.38)	0:12.16 [7] (0:12.16)
Average Speed [km/h]	50.8	59.3	59.6	60.1	59.8	60.4	63.2	59.7
Top Speed [km/h]	63.2	61.4	61.0	60.7	60.8	62.0	64.4	62.7
Avg. Dist. to Rail [m]	1.9	0.6	0.2	0.2	0.3	0.9	1.7	0.8
Avg. Stride Freq. [Hz]	2.3	2.3	2.3	2.3	2.2	2.2	2.3	2.2
Avg. Stride Length [m]	6.6	7.1	7.2	7.5	7.4	7.5	7.6	7.3



- [] Ranking at each section and finish
- .-.- No data available at this section
- NA No data available



Horse/Jockey Name	Miracle Seven
Final Rank	7
Fastest Section Time (Section)	0:11.39 (400m)
Top Speed [km/h] (Section)	63.9 (400m)
Race State	Finished



Doomben QLD Professional

Race 1: DRINKWISE Maiden Handicap - 1650m

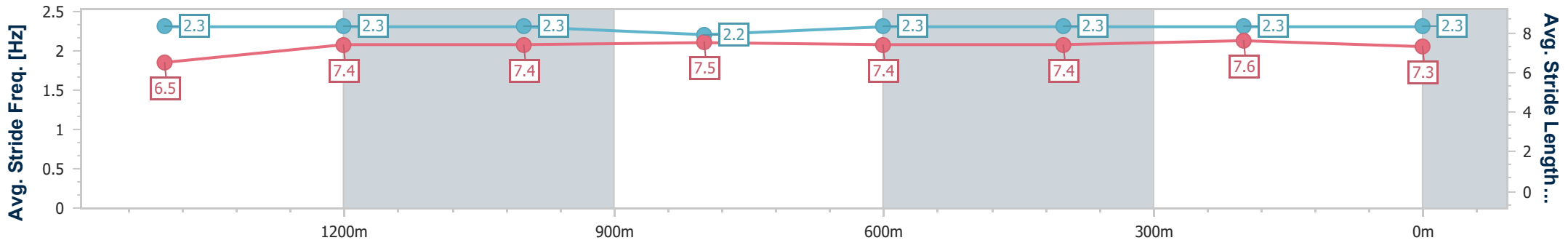
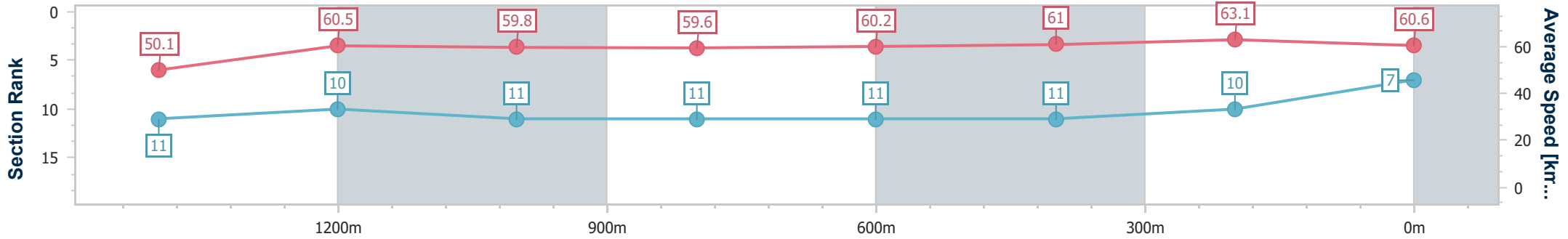
03 April 2024 - 11:53

Track Rating: Soft 6, Weather: Fine, Rail Position: +8m



BRISBANE RACING CLUB

Section	Overall	1400m	1200m	1000m	800m	600m	400m	200m
Section Times	1:41.34 [7] (0:17.99)	1:23.35 [11] (0:11.96)	1:11.39 [10] (0:12.05)	0:59.34 [11] (0:12.13)	0:47.21 [11] (0:12.04)	0:35.17 [11] (0:11.75)	0:23.42 [11] (0:11.39)	0:12.03 [10]
Average Speed [km/h]	50.1	60.5	59.8	59.6	60.2	61.0	63.1	60.6
Top Speed [km/h]	61.3	62.3	61.2	61.3	62.0	63.0	63.9	63.2
Avg. Dist. to Rail [m]	1.7	0.7	1.3	1.7	1.1	0.6	0.7	3.9
Avg. Stride Freq. [Hz]	2.3	2.3	2.3	2.2	2.3	2.3	2.3	2.3
Avg. Stride Length [m]	6.5	7.4	7.4	7.5	7.4	7.4	7.6	7.3



- [] Ranking at each section and finish
- .-.-.- No data available at this section
- NA No data available



Horse/Jockey Name	Dream Passage
Final Rank	8
Fastest Section Time (Section)	0:11.30 (400m)
Top Speed [km/h] (Section)	65.3 (400m)
Race State	Finished



Doomben QLD Professional

Race 1: DRINKWISE Maiden Handicap - 1650m

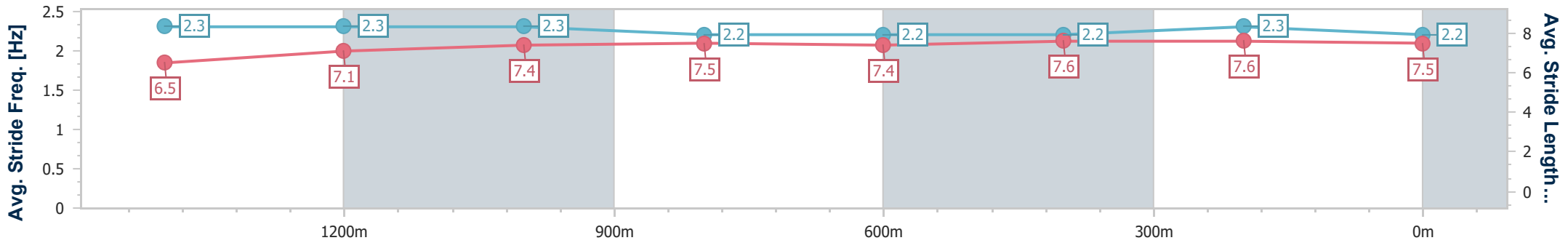
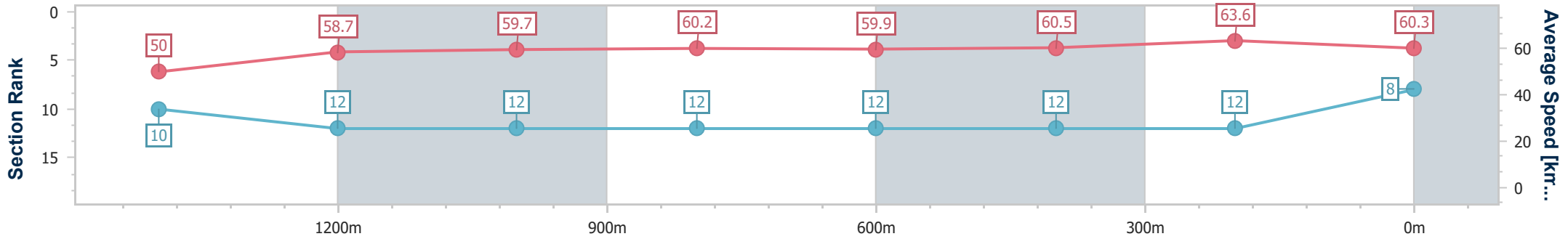
03 April 2024 - 11:53

Track Rating: Soft 6, Weather: Fine, Rail Position: +8m



BRISBANE RACING CLUB

Section	Overall	1400m	1200m	1000m	800m	600m	400m	200m
Section Times	1:41.49 [8] (0:17.98)	1:23.51 [10] (0:12.17)	1:11.34 [12] (0:12.06)	0:59.28 [12] (0:11.99)	0:47.29 [12] (0:12.07)	0:35.22 [12] (0:11.87)	0:23.35 [12] (0:11.30)	0:12.05 [12] (0:12.05)
Average Speed [km/h]	50.0	58.7	59.7	60.2	59.9	60.5	63.6	60.3
Top Speed [km/h]	62.0	62.1	60.6	62.2	61.5	61.3	65.3	62.8
Avg. Dist. to Rail [m]	1.8	0.9	0.2	0.2	1.0	0.4	0.6	0.7
Avg. Stride Freq. [Hz]	2.3	2.3	2.3	2.2	2.2	2.2	2.3	2.2
Avg. Stride Length [m]	6.5	7.1	7.4	7.5	7.4	7.6	7.6	7.5



- [] Ranking at each section and finish
- .-.- No data available at this section
- NA No data available



Horse/Jockey Name	Cool Prophet
Final Rank	9
Fastest Section Time (Section)	0:11.58 (400m)
Top Speed [km/h] (Section)	64.0 (400m)
Race State	Finished



Doomben QLD Professional

Race 1: DRINKWISE Maiden Handicap - 1650m

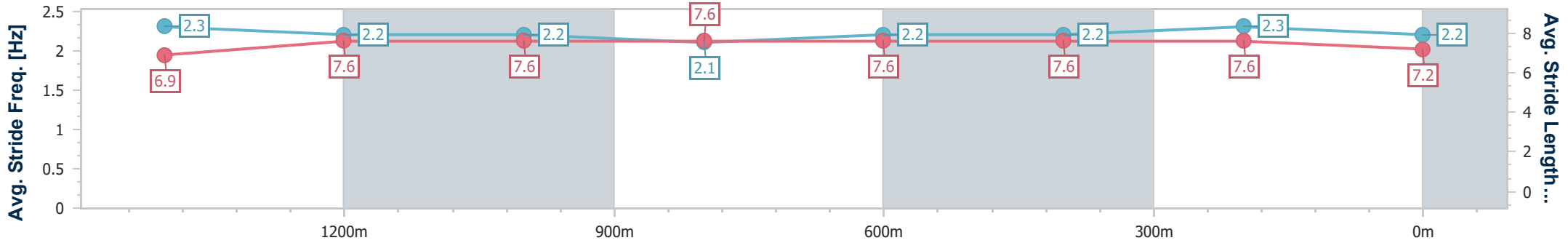
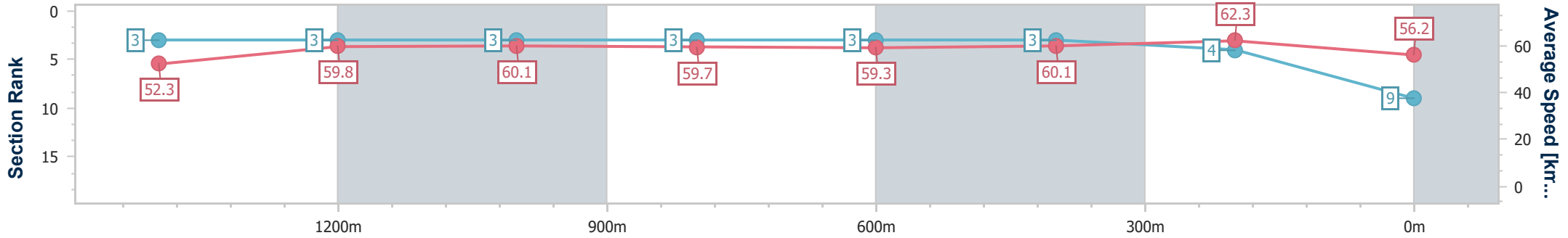
03 April 2024 - 11:53

Track Rating: Soft 6, Weather: Fine, Rail Position: +8m



BRISBANE RACING CLUB

Section	Overall	1400m	1200m	1000m	800m	600m	400m	200m
Section Times	1:41.61 [9] (0:17.14)	1:24.47 [3] (0:11.91)	1:12.56 [3] (0:12.00)	1:00.56 [3] (0:12.06)	0:48.50 [3] (0:12.14)	0:36.36 [3] (0:11.92)	0:24.44 [3] (0:11.58)	0:12.86 [4] (0:12.86)
Average Speed [km/h]	52.3	59.8	60.1	59.7	59.3	60.1	62.3	56.2
Top Speed [km/h]	63.5	61.6	60.7	61.1	60.1	61.6	64.0	60.6
Avg. Dist. to Rail [m]	1.2	1.5	0.7	0.3	0.2	0.7	0.4	0.4
Avg. Stride Freq. [Hz]	2.3	2.2	2.2	2.1	2.2	2.2	2.3	2.2
Avg. Stride Length [m]	6.9	7.6	7.6	7.6	7.6	7.6	7.6	7.2



- [] Ranking at each section and finish
- .-.- No data available at this section
- NA No data available



Horse/Jockey Name	Trust A Kitty
Final Rank	10
Fastest Section Time (Section)	0:11.47 (400m)
Top Speed [km/h] (Section)	64.8 (400m)
Race State	Finished



Doomben QLD Professional

Race 1: DRINKWISE Maiden Handicap - 1650m

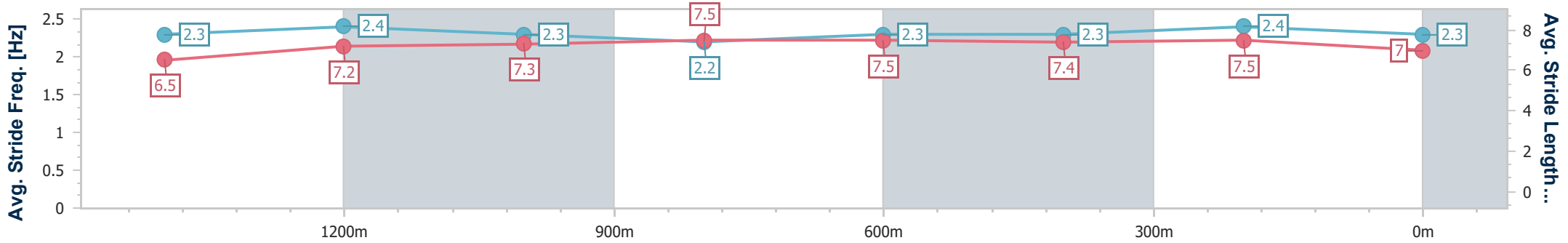
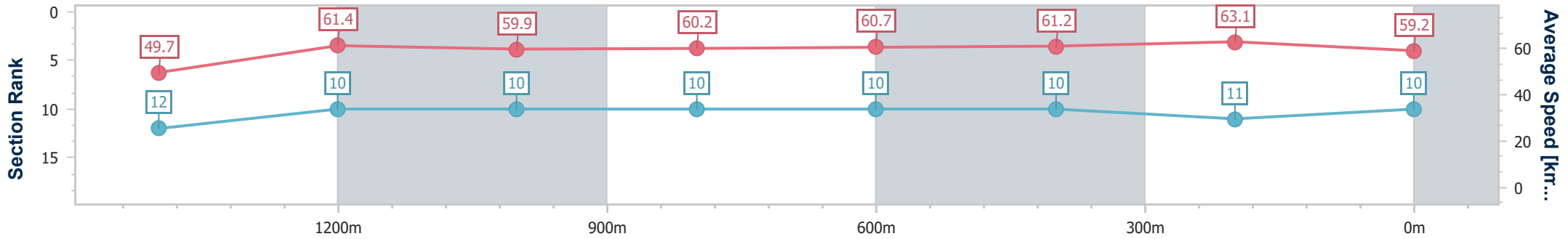
03 April 2024 - 11:53

Track Rating: Soft 6, Weather: Fine, Rail Position: +8m



BRISBANE RACING CLUB

Section	Overall	1400m	1200m	1000m	800m	600m	400m	200m
Section Times	1:41.67 [10] (0:18.11)	1:23.56 [12] (0:11.84)	1:11.72 [10] (0:12.02)	0:59.70 [10] (0:12.04)	0:47.66 [10] (0:11.99)	0:35.67 [10] (0:11.91)	0:23.76 [10] (0:11.47)	0:12.29 [11] (0:12.29)
Average Speed [km/h]	49.7	61.4	59.9	60.2	60.7	61.2	63.1	59.2
Top Speed [km/h]	61.0	63.3	60.9	61.4	62.7	62.4	64.8	61.5
Avg. Dist. to Rail [m]	2.3	1.5	2.4	2.7	2.1	1.5	4.2	6.5
Avg. Stride Freq. [Hz]	2.3	2.4	2.3	2.2	2.3	2.3	2.4	2.3
Avg. Stride Length [m]	6.5	7.2	7.3	7.5	7.5	7.4	7.5	7.0



- [] Ranking at each section and finish
- .-.- No data available at this section
- NA No data available



Horse/Jockey Name	Hatasu
Final Rank	11
Fastest Section Time (Section)	0:11.54 (400m)
Top Speed [km/h] (Section)	63.5 (400m)
Race State	Finished



Doomben QLD Professional

Race 1: DRINKWISE Maiden Handicap - 1650m

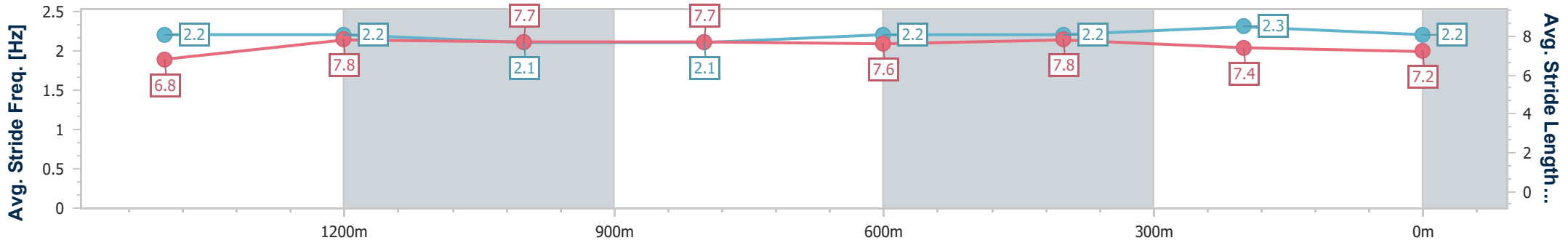
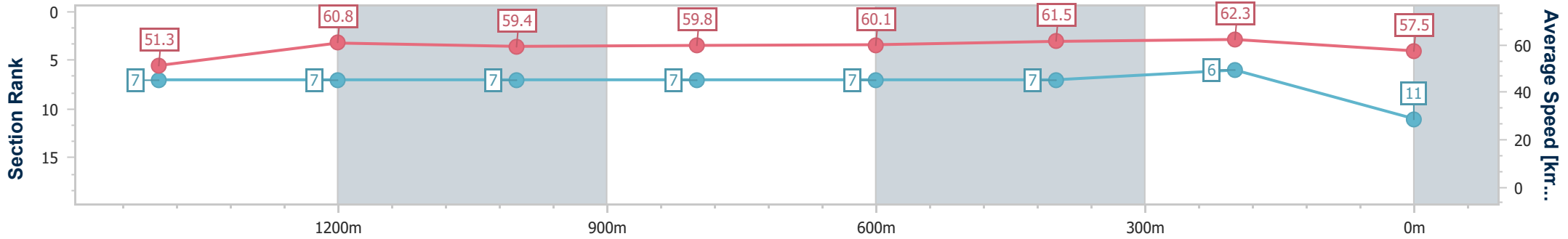
03 April 2024 - 11:53

Track Rating: Soft 6, Weather: Fine, Rail Position: +8m



BRISBANE RACING CLUB

Section	Overall	1400m	1200m	1000m	800m	600m	400m	200m
Section Times	1:41.70 [11] (0:17.57)	1:24.13 [7] (0:11.89)	1:12.24 [7] (0:12.11)	1:00.13 [7] (0:12.13)	0:48.00 [7] (0:12.02)	0:35.98 [7] (0:11.76)	0:24.22 [7] (0:11.54)	0:12.68 [6] (0:12.68)
Average Speed [km/h]	51.3	60.8	59.4	59.8	60.1	61.5	62.3	57.5
Top Speed [km/h]	63.4	62.3	60.5	60.5	61.9	62.9	63.5	60.4
Avg. Dist. to Rail [m]	3.4	0.7	0.8	1.6	0.9	0.3	2.0	3.3
Avg. Stride Freq. [Hz]	2.2	2.2	2.1	2.1	2.2	2.2	2.3	2.2
Avg. Stride Length [m]	6.8	7.8	7.7	7.7	7.6	7.8	7.4	7.2



- [] Ranking at each section and finish
- .-.- No data available at this section
- NA No data available



Horse/Jockey Name	My Spirit
Final Rank	12
Fastest Section Time (Section)	0:11.71 (400m)
Top Speed [km/h] (Section)	63.0 (400m)
Race State	Finished



Doomben QLD Professional

Race 1: DRINKWISE Maiden Handicap - 1650m

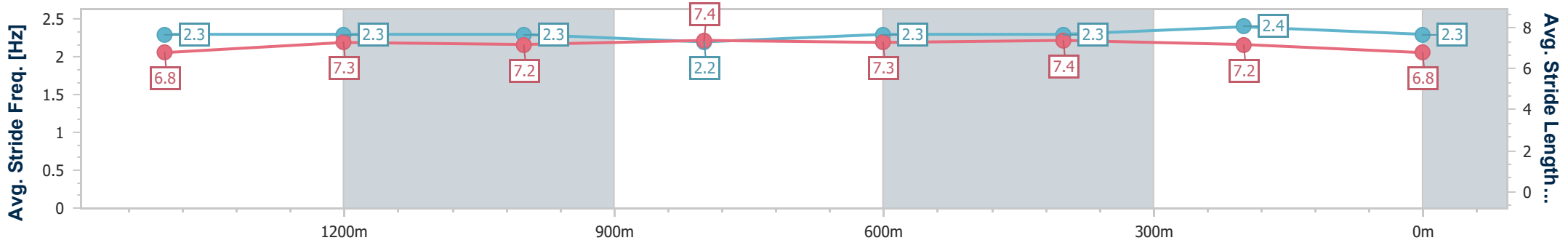
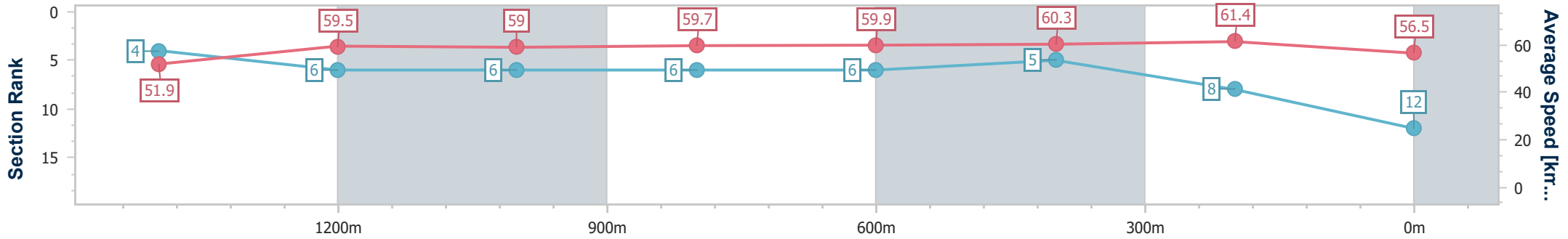
03 April 2024 - 11:53

Track Rating: Soft 6, Weather: Fine, Rail Position: +8m



BRISBANE RACING CLUB

Section	Overall	1400m	1200m	1000m	800m	600m	400m	200m
Section Times	1:42.07 [12] (0:17.30)	1:24.77 [4] (0:12.05)	1:12.72 [6] (0:12.20)	1:00.52 [6] (0:12.06)	0:48.46 [6] (0:12.01)	0:36.45 [6] (0:11.80)	0:24.65 [5] (0:11.71)	0:12.94 [8]
Average Speed [km/h]	51.9	59.5	59.0	59.7	59.9	60.3	61.4	56.5
Top Speed [km/h]	62.1	61.4	60.3	60.6	61.1	62.9	63.0	59.3
Avg. Dist. to Rail [m]	3.1	1.0	0.2	0.2	0.4	1.8	0.6	0.9
Avg. Stride Freq. [Hz]	2.3	2.3	2.3	2.2	2.3	2.3	2.4	2.3
Avg. Stride Length [m]	6.8	7.3	7.2	7.4	7.3	7.4	7.2	6.8



- [] Ranking at each section and finish
- .-.- No data available at this section
- NA No data available