



Ipswich QLD Professional

Race 1: HAPPY EASTER FROM THE ITC Maiden Plate - 2150m

01 April 2024 - 13:17



Track Rating: Soft 5, Weather: Overcast, Rail Position: True

Section		Overall	2000m	1800m	1600m	1400m	1200m	1000m	Last 600m				
Field Times		2:16.38 (0:11.05)	2:05.33 (0:11.92)	1:53.41 (0:12.74)	1:40.67 (0:13.51)	1:27.16 (0:13.20)	1:13.96 (0:12.88)	1:01.08 (0:12.62)	0:36.40				
Rank	TAB Horse/Jockey	Barrier	Top Speed [km/h]	Fastest Section									Distance Travelled [m]
1	5 SUBAQUA Micheal Hellyer	5	61.8 600m	0:11.05 Overall	2:16.38 [1] (0:11.05)	2:05.33 [1] (0:11.92)	1:53.41 [1] (0:12.74)	1:40.67 [1] (0:13.51)	1:27.16 [1] (0:13.20)	1:13.96 [1] (0:12.88)	1:01.08 [1] (0:12.62)	0:36.40	
2	4 KENSHIN MARU Boris Thornton	4	62.9 600m	0:11.41 Overall	2:16.46 [2] (0:11.41)	2:05.05 [5] (0:12.37)	1:52.68 [6] (0:12.77)	1:39.91 [6] (0:13.52)	1:26.39 [6] (0:13.14)	1:13.25 [6] (0:12.86)	1:00.39 [6] (0:12.47)	0:35.94	+9
3	8 IN THE PICTURE Cejay Graham	8	61.9 600m	0:11.35 Overall	2:16.57 [3] (0:11.35)	2:05.22 [4] (0:12.15)	1:53.07 [4] (0:12.70)	1:40.37 [4] (0:13.47)	1:26.90 [4] (0:13.16)	1:13.74 [4] (0:12.86)	1:00.88 [4] (0:12.57)	0:36.19	+8
4	7 CAESAR CAKE Damien Thornton	7	63.2 600m	0:11.61 600m	2:16.60 [4] (0:11.84)	2:04.76 [8] (0:12.33)	1:52.43 [7] (0:12.74)	1:39.69 [7] (0:13.58)	1:26.11 [7] (0:12.97)	1:13.14 [7] (0:13.01)	1:00.13 [7] (0:12.34)	0:35.82	+9
5	2 VAIN LUKE Jason Taylor	2	65.7 Overall	0:11.41 Overall	2:16.95 [5] (0:11.41)	2:05.54 [6] (0:12.18)	1:53.36 [5] (0:12.75)	1:40.61 [5] (0:13.52)	1:27.09 [5] (0:13.17)	1:13.92 [5] (0:12.94)	1:00.98 [5] (0:12.51)	0:36.39	+1
6	6 THE MAGICIAN Karl Zechner	6	62.5 600m	0:11.68 600m	2:17.00 [6] (0:11.70)	2:05.30 [7] (0:12.60)	1:52.70 [9] (0:12.91)	1:39.79 [9] (0:13.61)	1:26.18 [9] (0:12.98)	1:13.20 [9] (0:12.98)	1:00.22 [9] (0:12.25)	0:35.95	+9
7	1 ADESSO Nozi Tomizawa	1	61.4 600m	0:11.19 Overall	2:17.16 [7] (0:11.19)	2:05.97 [3] (0:12.03)	1:53.94 [3] (0:12.66)	1:41.28 [2] (0:13.49)	1:27.79 [2] (0:13.20)	1:14.59 [2] (0:12.91)	1:01.68 [2] (0:12.56)	0:37.05	+6
8	11 MICK'S PASSION Sean Cormack	11	61.4 600m	0:11.09 Overall	2:17.94 [8] (0:11.09)	2:06.85 [2] (0:12.11)	1:54.74 [2] (0:12.79)	1:41.95 [3] (0:13.51)	1:28.44 [3] (0:13.17)	1:15.27 [3] (0:12.94)	1:02.33 [3] (0:12.56)	0:37.61	+1
9	10 LUCIELLE Michael Schrapel	10	60.7 600m	0:11.84 Overall	2:19.50 [9] (0:11.84)	2:07.66 [9] (0:12.40)	1:55.26 [8] (0:12.89)	1:42.37 [8] (0:13.50)	1:28.87 [8] (0:12.88)	1:15.99 [8] (0:13.01)	1:02.98 [8] (0:12.35)	0:38.53	-1

Scratched: Whyteepee (#3), Lady Deanne (#9)

[] Ranking at each section and finish
 -:-:- No data available at this section
 NA No data available

SCN Saddle cloth number
 DNF Did not finish
 DNT Did not track



Ipswich QLD Professional

Race 1: HAPPY EASTER FROM THE ITC Maiden Plate - 2150m

01 April 2024 - 13:17



Track Rating: Soft 5, Weather: Overcast, Rail Position: True

Section										Last 600m	
Field Times				800m	600m	400m	200m			0:36.40	
				0:48.46 (0:12.06)	0:36.40 (0:11.77)	0:24.63 (0:12.26)	0:12.37 (0:12.37)				
Rank	TAB	Horse/Jockey	Barrier	Top Speed [km/h]	Fastest Section					Margin	Distance Travelled [m]
1	5	SUBAQUA Micheal Hellyer	5	61.8 600m	0:11.05 Overall	0:48.46 [1] (0:12.06)	0:36.40 [1] (0:11.77)	0:24.63 [1] (0:12.26)	0:12.37 [1] (0:12.37)	2:16.38	0:36.40
2	4	KENSHIN MARU Boris Thornton	4	62.9 600m	0:11.41 Overall	0:47.92 [6] (0:11.98)	0:35.94 [5] (0:11.73)	0:24.21 [5] (0:12.04)	0:12.17 [3] (0:12.17)	0.08L	0:35.94 +9
3	8	IN THE PICTURE Cejay Graham	8	61.9 600m	0:11.35 Overall	0:48.31 [4] (0:12.12)	0:36.19 [4] (0:11.85)	0:24.34 [4] (0:12.05)	0:12.29 [2] (0:12.29)	0.11L	0:36.19 +8
4	7	CAESAR CAKE Damien Thornton	7	63.2 600m	0:11.61 600m	0:47.79 [7] (0:11.97)	0:35.82 [7] (0:11.61)	0:24.21 [6] (0:11.98)	0:12.23 [5] (0:12.23)	0.03L	0:35.82 +9
5	2	VAIN LUKE Jason Taylor	2	65.7 Overall	0:11.41 Overall	0:48.47 [5] (0:12.08)	0:36.39 [6] (0:11.87)	0:24.52 [7] (0:12.06)	0:12.46 [6] (0:12.46)	0.35L	0:36.39 +1
6	6	THE MAGICIAN Karl Zechner	6	62.5 600m	0:11.68 600m	0:47.97 [9] (0:12.02)	0:35.95 [9] (0:11.68)	0:24.27 [8] (0:12.11)	0:12.16 [8] (0:12.16)	0.05L	0:35.95 +9
7	1	ADESSO Nozi Tomizawa	1	61.4 600m	0:11.19 Overall	0:49.12 [2] (0:12.07)	0:37.05 [2] (0:11.97)	0:25.08 [2] (0:12.25)	0:12.83 [4] (0:12.83)	0.16L	0:37.05 +6
8	11	MICK'S PASSION Sean Cormack	11	61.4 600m	0:11.09 Overall	0:49.77 [3] (0:12.16)	0:37.61 [3] (0:11.87)	0:25.74 [3] (0:12.32)	0:13.42 [7] (0:13.42)	0.78L	0:37.61 +1
9	10	LUCIELLE Michael Schrapel	10	60.7 600m	0:11.84 Overall	0:50.63 [8] (0:12.10)	0:38.53 [8] (0:12.01)	0:26.52 [9] (0:12.84)	0:13.68 [9] (0:13.68)	1.56L	0:38.53 -1

Scratched: Whyteepee (#3), Lady Deanne (#9)



Horse/Jockey Name	Subaqua
Final Rank	1
Fastest Section Time (Section)	0:11.05 (Overall)
Top Speed [km/h] (Section)	61.8 (600m)
Race State	Finished



Ipswich QLD Professional

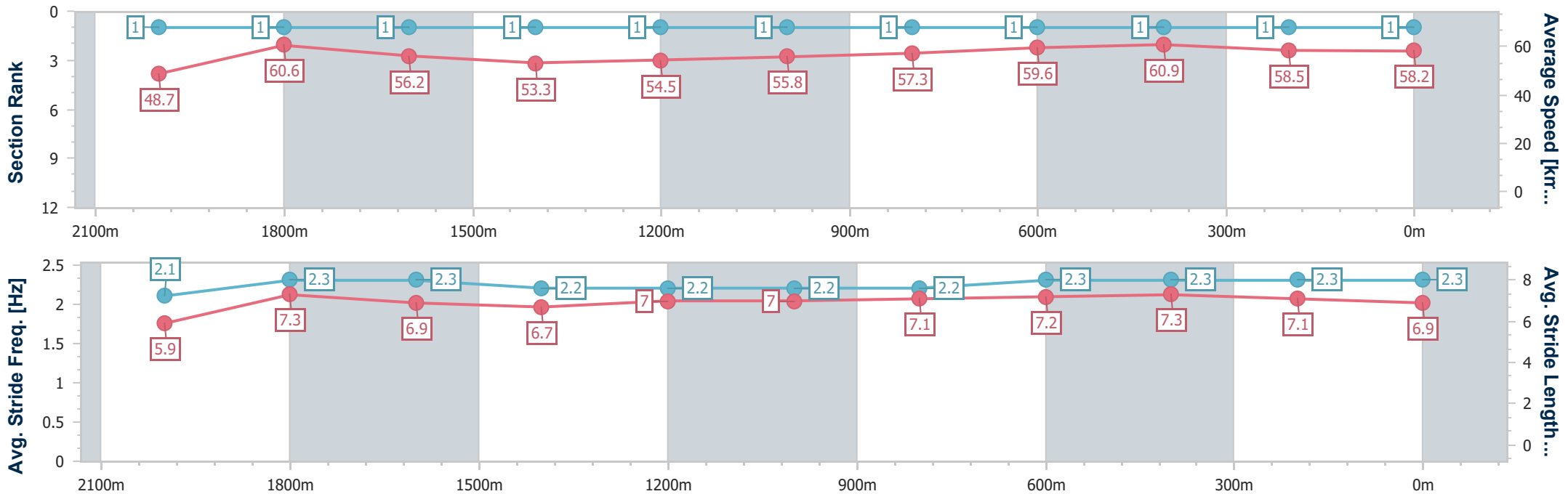
Race 1: HAPPY EASTER FROM THE ITC Maiden Plate - 2150m



01 April 2024 - 13:17

Track Rating: Soft 5, Weather: Overcast, Rail Position: True

Section	Overall	2000m	1800m	1600m	1400m	1200m	1000m	800m	600m	400m	200m
Section Times	2:16.38 [1] (0:11.05)	2:05.33 [1] (0:11.92)	1:53.41 [1] (0:12.74)	1:40.67 [1] (0:13.51)	1:27.16 [1] (0:13.20)	1:13.96 [1] (0:12.88)	1:01.08 [1] (0:12.62)	0:48.46 [1] (0:12.06)	0:36.40 [1] (0:11.77)	0:24.63 [1] (0:12.26)	0:12.37 [1] (0:12.37)
Average Speed [km/h]	48.7	60.6	56.2	53.3	54.5	55.8	57.3	59.6	60.9	58.5	58.2
Top Speed [km/h]	61.4	61.7	59.0	54.0	54.9	56.6	57.9	60.8	61.8	60.1	58.7
Avg. Dist. to Rail [m]	2.8	0.5	0.6	0.3	0.1	0.2	0.2	0.3	0.7	1.1	0.5
Avg. Stride Freq. [Hz]	2.1	2.3	2.3	2.2	2.2	2.2	2.2	2.3	2.3	2.3	2.3
Avg. Stride Length [m]	5.9	7.3	6.9	6.7	7.0	7.0	7.1	7.2	7.3	7.1	6.9



- [] Ranking at each section and finish
- .-.- No data available at this section
- NA No data available



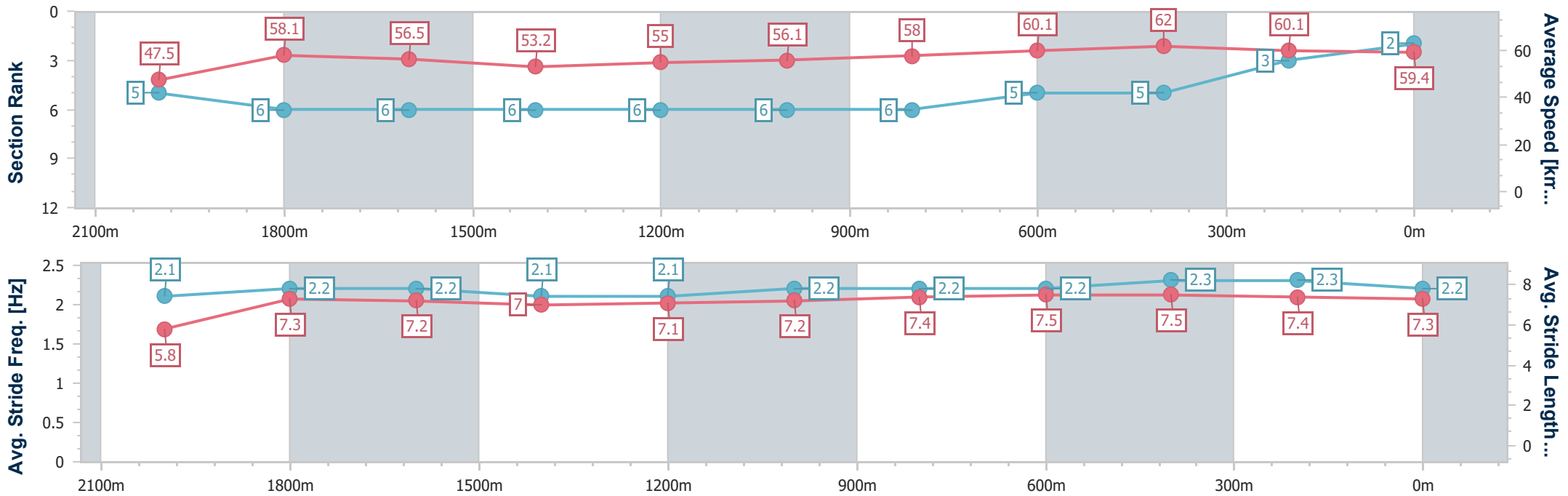
Horse/Jockey Name	Kenshin Maru
Final Rank	2
Fastest Section Time (Section)	0:11.41 (Overall)
Top Speed [km/h] (Section)	62.9 (600m)
Race State	Finished



Ipswich QLD Professional
 Race 1: HAPPY EASTER FROM THE ITC Maiden Plate - 2150m
 01 April 2024 - 13:17
 Track Rating: Soft 5, Weather: Overcast, Rail Position: True



Section	Overall	2000m	1800m	1600m	1400m	1200m	1000m	800m	600m	400m	200m
Section Times	2:16.46 [2] (0:11.41)	2:05.05 [5] (0:12.37)	1:52.68 [6] (0:12.77)	1:39.91 [6] (0:13.52)	1:26.39 [6] (0:13.14)	1:13.25 [6] (0:12.86)	1:00.39 [6] (0:12.47)	0:47.92 [6] (0:11.98)	0:35.94 [5] (0:11.73)	0:24.21 [5] (0:12.04)	0:12.17 [3] (0:12.17)
Average Speed [km/h]	47.5	58.1	56.5	53.2	55.0	56.1	58.0	60.1	62.0	60.1	59.4
Top Speed [km/h]	58.1	59.8	57.4	54.4	55.5	58.4	58.4	62.3	62.9	61.2	60.7
Avg. Dist. to Rail [m]	6.7	0.7	0.4	1.2	0.7	0.6	0.9	0.8	1.8	2.6	3.3
Avg. Stride Freq. [Hz]	2.1	2.2	2.2	2.1	2.1	2.2	2.2	2.2	2.3	2.3	2.2
Avg. Stride Length [m]	5.8	7.3	7.2	7.0	7.1	7.2	7.4	7.5	7.5	7.4	7.3



- [] Ranking at each section and finish
- .-.- No data available at this section
- NA No data available



Horse/Jockey Name	In The Picture
Final Rank	3
Fastest Section Time (Section)	0:11.35 (Overall)
Top Speed [km/h] (Section)	61.9 (600m)
Race State	Finished



Ipswich QLD Professional

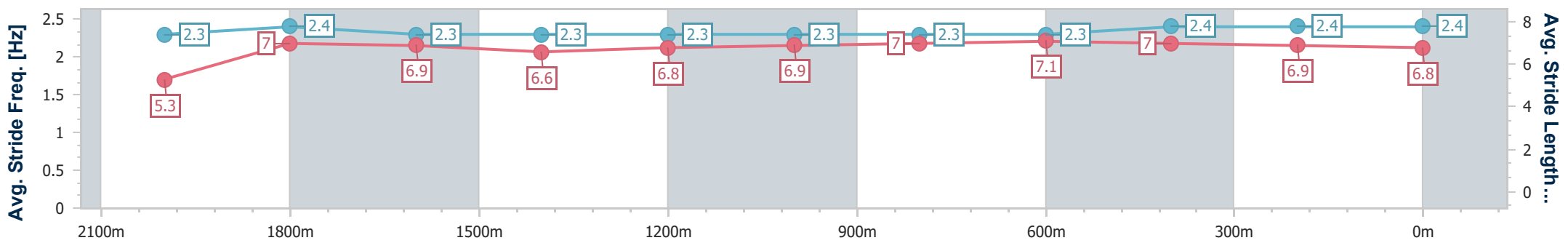
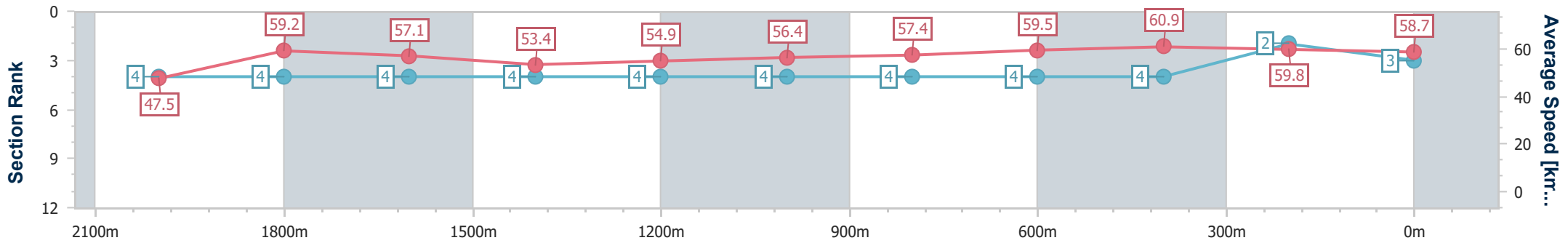
Race 1: HAPPY EASTER FROM THE ITC Maiden Plate - 2150m



01 April 2024 - 13:17

Track Rating: Soft 5, Weather: Overcast, Rail Position: True

Section	Overall	2000m	1800m	1600m	1400m	1200m	1000m	800m	600m	400m	200m
Section Times	2:16.57 [3] (0:11.35)	2:05.22 [4] (0:12.15)	1:53.07 [4] (0:12.70)	1:40.37 [4] (0:13.47)	1:26.90 [4] (0:13.16)	1:13.74 [4] (0:12.86)	1:00.88 [4] (0:12.57)	0:48.31 [4] (0:12.12)	0:36.19 [4] (0:11.85)	0:24.34 [4] (0:12.05)	0:12.29 [2] (0:12.29)
Average Speed [km/h]	47.5	59.2	57.1	53.4	54.9	56.4	57.4	59.5	60.9	59.8	58.7
Top Speed [km/h]	59.9	61.4	58.6	54.4	55.4	57.8	58.4	61.6	61.9	60.8	59.6
Avg. Dist. to Rail [m]	9.4	2.1	0.6	1.1	0.9	1.1	1.3	0.9	0.7	0.8	1.7
Avg. Stride Freq. [Hz]	2.3	2.4	2.3	2.3	2.3	2.3	2.3	2.3	2.4	2.4	2.4
Avg. Stride Length [m]	5.3	7.0	6.9	6.6	6.8	6.9	7.0	7.1	7.0	6.9	6.8



- [] Ranking at each section and finish
- .-.- No data available at this section
- NA No data available



Horse/Jockey Name	Caesar Cake
Final Rank	4
Fastest Section Time (Section)	0:11.61 (600m)
Top Speed [km/h] (Section)	63.2 (600m)
Race State	Finished



Ipswich QLD Professional

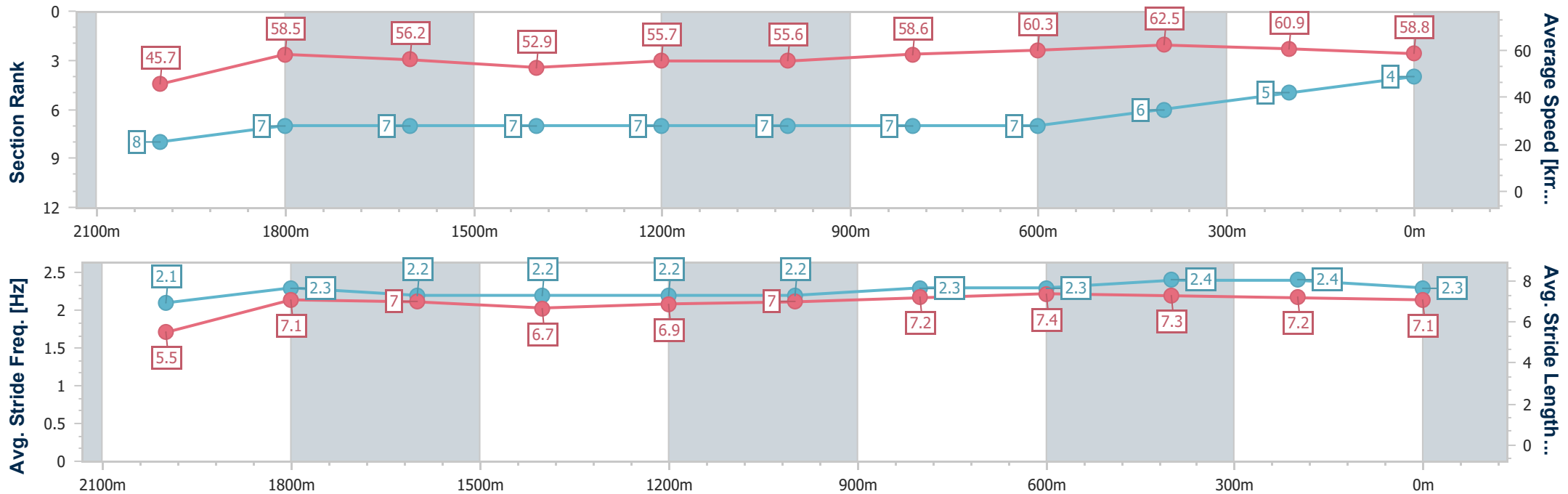
Race 1: HAPPY EASTER FROM THE ITC Maiden Plate - 2150m



01 April 2024 - 13:17

Track Rating: Soft 5, Weather: Overcast, Rail Position: True

Section	Overall	2000m	1800m	1600m	1400m	1200m	1000m	800m	600m	400m	200m
Section Times	2:16.60 [4] (0:11.84)	2:04.76 [8] (0:12.33)	1:52.43 [7] (0:12.74)	1:39.69 [7] (0:13.58)	1:26.11 [7] (0:12.97)	1:13.14 [7] (0:13.01)	1:00.13 [7] (0:12.34)	0:47.79 [7] (0:11.97)	0:35.82 [7] (0:11.61)	0:24.21 [6] (0:11.98)	0:12.23 [5] (0:12.23)
Average Speed [km/h]	45.7	58.5	56.2	52.9	55.7	55.6	58.6	60.3	62.5	60.9	58.8
Top Speed [km/h]	59.6	59.6	56.8	54.0	56.9	58.2	59.5	62.6	63.2	62.3	60.4
Avg. Dist. to Rail [m]	7.1	0.5	0.8	0.3	0.3	1.1	1.4	0.9	1.7	3.6	4.9
Avg. Stride Freq. [Hz]	2.1	2.3	2.2	2.2	2.2	2.2	2.3	2.3	2.4	2.4	2.3
Avg. Stride Length [m]	5.5	7.1	7.0	6.7	6.9	7.0	7.2	7.4	7.3	7.2	7.1



- [] Ranking at each section and finish
- .-.- No data available at this section
- NA No data available



Horse/Jockey Name	Vain Luke
Final Rank	5
Fastest Section Time (Section)	0:11.41 (Overall)
Top Speed [km/h] (Section)	65.7 (Overall)
Race State	Finished



Ipswich QLD Professional

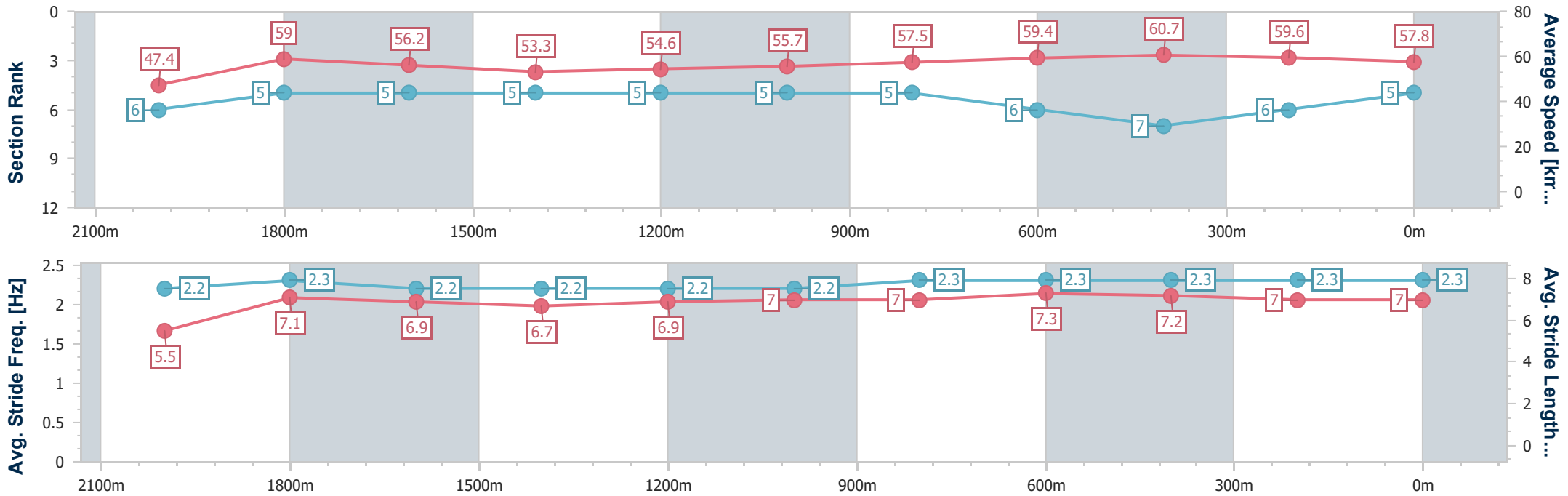
Race 1: HAPPY EASTER FROM THE ITC Maiden Plate - 2150m



01 April 2024 - 13:17

Track Rating: Soft 5, Weather: Overcast, Rail Position: True

Section	Overall	2000m	1800m	1600m	1400m	1200m	1000m	800m	600m	400m	200m
Section Times	2:16.95 [5] (0:11.41)	2:05.54 [6] (0:12.18)	1:53.36 [5] (0:12.75)	1:40.61 [5] (0:13.52)	1:27.09 [5] (0:13.17)	1:13.92 [5] (0:12.94)	1:00.98 [5] (0:12.51)	0:48.47 [5] (0:12.08)	0:36.39 [6] (0:11.87)	0:24.52 [7] (0:12.06)	0:12.46 [6]
Average Speed [km/h]	47.4	59.0	56.2	53.3	54.6	55.7	57.5	59.4	60.7	59.6	57.8
Top Speed [km/h]	65.7	61.5	57.8	54.3	55.1	57.6	58.5	60.6	60.9	60.2	59.1
Avg. Dist. to Rail [m]	2.7	0.8	0.8	0.2	0.2	0.1	0.2	0.3	0.2	0.7	2.8
Avg. Stride Freq. [Hz]	2.2	2.3	2.2	2.2	2.2	2.2	2.3	2.3	2.3	2.3	2.3
Avg. Stride Length [m]	5.5	7.1	6.9	6.7	6.9	7.0	7.0	7.3	7.2	7.0	7.0



- [] Ranking at each section and finish
- .-.- No data available at this section
- NA No data available



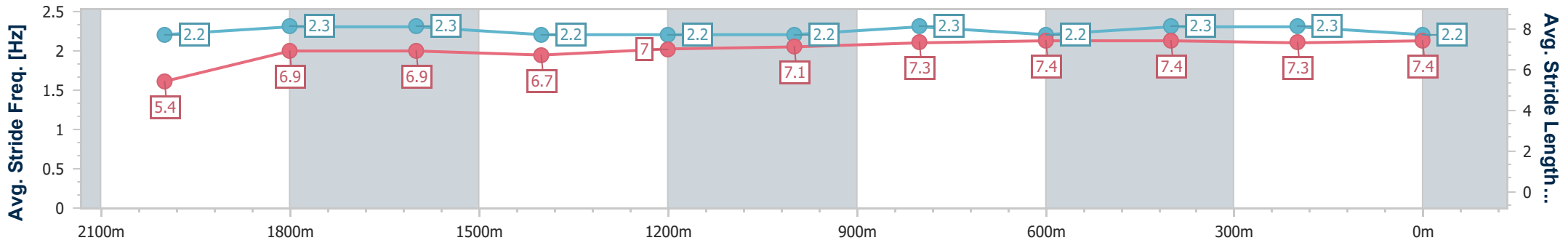
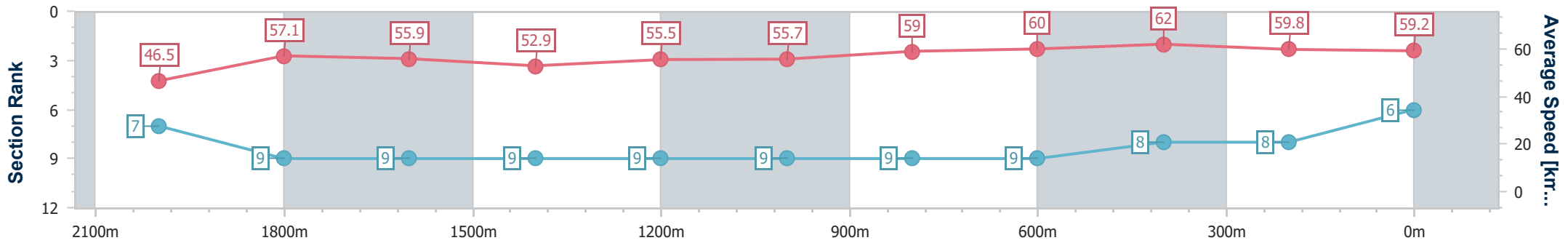
Horse/Jockey Name	The Magician
Final Rank	6
Fastest Section Time (Section)	0:11.68 (600m)
Top Speed [km/h] (Section)	62.5 (600m)
Race State	Finished



Ipswich QLD Professional
 Race 1: HAPPY EASTER FROM THE ITC Maiden Plate - 2150m
 01 April 2024 - 13:17
 Track Rating: Soft 5, Weather: Overcast, Rail Position: True



Section	Overall	2000m	1800m	1600m	1400m	1200m	1000m	800m	600m	400m	200m
Section Times	2:17.00 [6] (0:11.70)	2:05.30 [7] (0:12.60)	1:52.70 [9] (0:12.91)	1:39.79 [9] (0:13.61)	1:26.18 [9] (0:12.98)	1:13.20 [9] (0:12.98)	1:00.22 [9] (0:12.25)	0:47.97 [9] (0:12.02)	0:35.95 [9] (0:11.68)	0:24.27 [8] (0:12.11)	0:12.16 [8] (0:12.16)
Average Speed [km/h]	46.5	57.1	55.9	52.9	55.5	55.7	59.0	60.0	62.0	59.8	59.2
Top Speed [km/h]	58.6	58.9	57.1	55.1	57.5	58.8	60.0	62.1	62.5	60.5	60.1
Avg. Dist. to Rail [m]	8.6	1.6	0.3	0.9	0.7	0.8	1.3	0.8	1.1	2.5	5.1
Avg. Stride Freq. [Hz]	2.2	2.3	2.3	2.2	2.2	2.2	2.3	2.2	2.3	2.3	2.2
Avg. Stride Length [m]	5.4	6.9	6.9	6.7	7.0	7.1	7.3	7.4	7.4	7.3	7.4



- [] Ranking at each section and finish
- .-.- No data available at this section
- NA No data available



Horse/Jockey Name	Adesso
Final Rank	7
Fastest Section Time (Section)	0:11.19 (Overall)
Top Speed [km/h] (Section)	61.4 (600m)
Race State	Finished



Ipswich QLD Professional

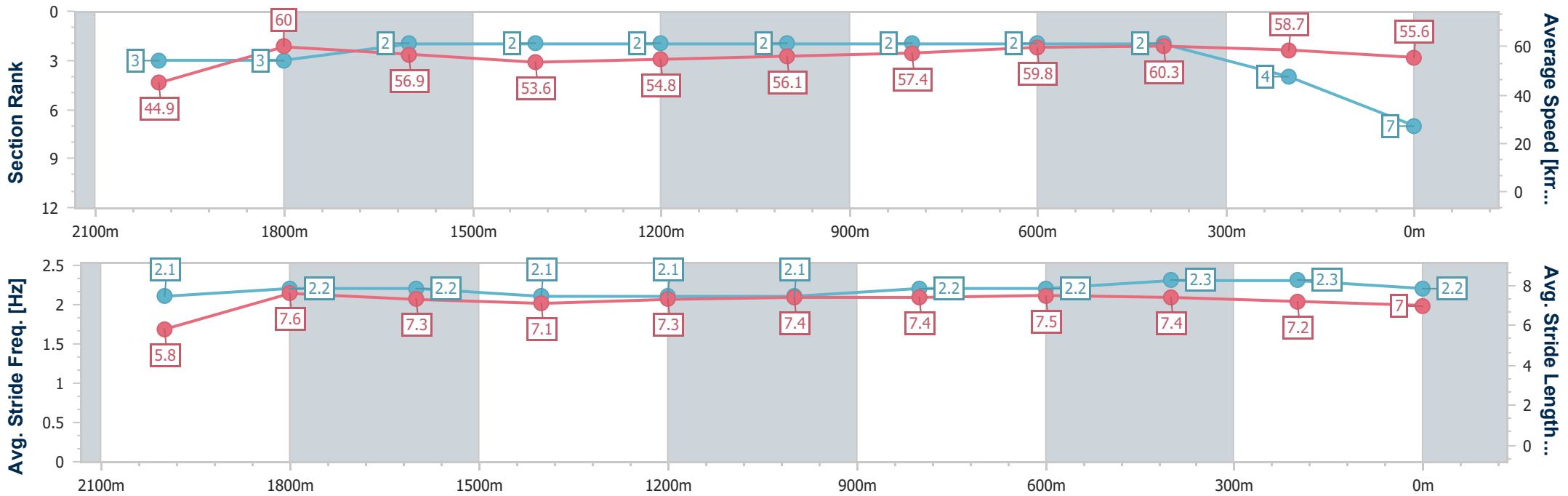
Race 1: HAPPY EASTER FROM THE ITC Maiden Plate - 2150m



01 April 2024 - 13:17

Track Rating: Soft 5, Weather: Overcast, Rail Position: True

Section	Overall	2000m	1800m	1600m	1400m	1200m	1000m	800m	600m	400m	200m
Section Times	2:17.16 [7] (0:11.19)	2:05.97 [3] (0:12.03)	1:53.94 [3] (0:12.66)	1:41.28 [2] (0:13.49)	1:27.79 [2] (0:13.20)	1:14.59 [2] (0:12.91)	1:01.68 [2] (0:12.56)	0:49.12 [2] (0:12.07)	0:37.05 [2] (0:11.97)	0:25.08 [2] (0:12.25)	0:12.83 [4] (0:12.83)
Average Speed [km/h]	44.9	60.0	56.9	53.6	54.8	56.1	57.4	59.8	60.3	58.7	55.6
Top Speed [km/h]	52.5	60.6	60.6	57.0	55.5	57.0	58.2	60.7	61.4	60.8	59.2
Avg. Dist. to Rail [m]	5.1	0.9	0.4	0.8	0.7	1.0	1.1	0.6	0.5	0.4	1.3
Avg. Stride Freq. [Hz]	2.1	2.2	2.2	2.1	2.1	2.1	2.2	2.2	2.3	2.3	2.2
Avg. Stride Length [m]	5.8	7.6	7.3	7.1	7.3	7.4	7.4	7.5	7.4	7.2	7.0



- [] Ranking at each section and finish
- .-.- No data available at this section
- NA No data available



Horse/Jockey Name	Mick's Passion
Final Rank	8
Fastest Section Time (Section)	0:11.09 (Overall)
Top Speed [km/h] (Section)	61.4 (600m)
Race State	Finished



Ipswich QLD Professional

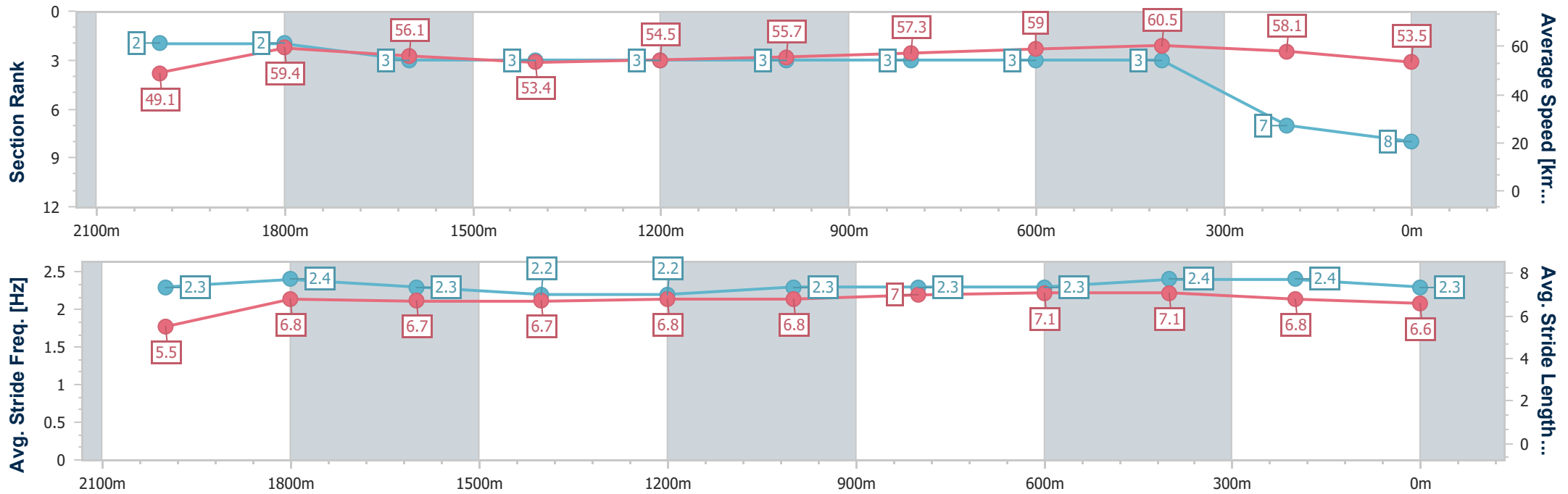
Race 1: HAPPY EASTER FROM THE ITC Maiden Plate - 2150m



01 April 2024 - 13:17

Track Rating: Soft 5, Weather: Overcast, Rail Position: True

Section	Overall	2000m	1800m	1600m	1400m	1200m	1000m	800m	600m	400m	200m
Section Times	2:17.94 [8] (0:11.09)	2:06.85 [2] (0:12.11)	1:54.74 [2] (0:12.79)	1:41.95 [3] (0:13.51)	1:28.44 [3] (0:13.17)	1:15.27 [3] (0:12.94)	1:02.33 [3] (0:12.56)	0:49.77 [3] (0:12.16)	0:37.61 [3] (0:11.87)	0:25.74 [3] (0:12.32)	0:13.42 [7] (0:13.42)
Average Speed [km/h]	49.1	59.4	56.1	53.4	54.5	55.7	57.3	59.0	60.5	58.1	53.5
Top Speed [km/h]	60.5	60.7	58.3	54.3	55.1	57.2	58.4	60.3	61.4	59.5	57.1
Avg. Dist. to Rail [m]	1.7	0.7	0.6	0.2	0.2	0.1	0.3	0.5	0.8	0.9	0.3
Avg. Stride Freq. [Hz]	2.3	2.4	2.3	2.2	2.2	2.3	2.3	2.3	2.4	2.4	2.3
Avg. Stride Length [m]	5.5	6.8	6.7	6.7	6.8	6.8	7.0	7.1	7.1	6.8	6.6



- [] Ranking at each section and finish
- .-.- No data available at this section
- NA No data available



Horse/Jockey Name	Lucielle
Final Rank	9
Fastest Section Time (Section)	0:11.84 (Overall)
Top Speed [km/h] (Section)	60.7 (600m)
Race State	Finished



Ipswich QLD Professional

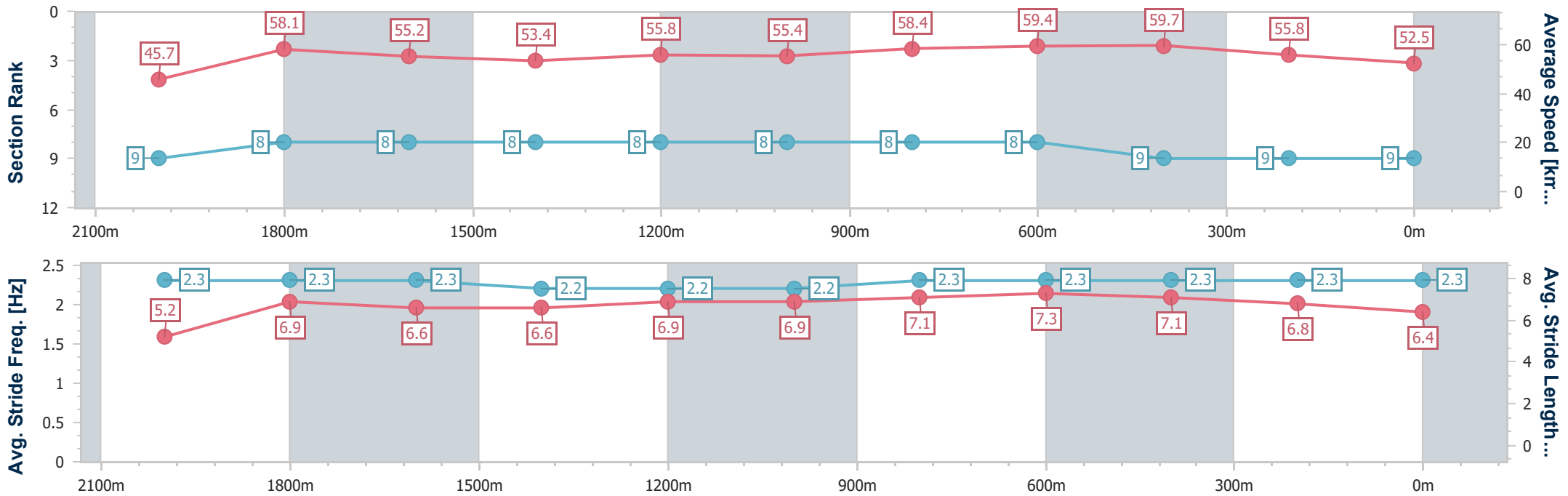
Race 1: HAPPY EASTER FROM THE ITC Maiden Plate - 2150m



01 April 2024 - 13:17

Track Rating: Soft 5, Weather: Overcast, Rail Position: True

Section	Overall	2000m	1800m	1600m	1400m	1200m	1000m	800m	600m	400m	200m
Section Times	2:19.50 [9] (0:11.84)	2:07.66 [9] (0:12.40)	1:55.26 [8] (0:12.89)	1:42.37 [8] (0:13.50)	1:28.87 [8] (0:12.88)	1:15.99 [8] (0:13.01)	1:02.98 [8] (0:12.35)	0:50.63 [8] (0:12.10)	0:38.53 [8] (0:12.01)	0:26.52 [9] (0:12.84)	0:13.68 [9] (0:13.68)
Average Speed [km/h]	45.7	58.1	55.2	53.4	55.8	55.4	58.4	59.4	59.7	55.8	52.5
Top Speed [km/h]	57.8	59.1	56.3	54.1	57.6	57.7	59.5	60.0	60.7	58.5	54.4
Avg. Dist. to Rail [m]	5.0	1.0	1.5	0.2	0.2	0.1	0.3	0.4	0.9	1.0	0.9
Avg. Stride Freq. [Hz]	2.3	2.3	2.3	2.2	2.2	2.2	2.3	2.3	2.3	2.3	2.3
Avg. Stride Length [m]	5.2	6.9	6.6	6.6	6.9	6.9	7.1	7.3	7.1	6.8	6.4



- [] Ranking at each section and finish
- .-.- No data available at this section
- NA No data available