



Sunshine Coast Poly Track QLD Professional

Race 8: BARRIER REEF POOLS BENCHMARK 55 Handicap - 1000m

31 March 2024 - 17:00



Track Rating: Synthetic, Weather: Overcast, Rail Position: True

Section		Overall						800m		600m		400m		200m		Last 600m	
Field Times		0:58.80 (0:13.51)						0:45.29 (0:11.28)		0:34.01 (0:11.26)		0:22.75 (0:11.17)		0:11.58 (0:11.58)		0:34.01	
Rank	TAB	Horse/Jockey	Barrier	Top Speed [km/h]	Fastest Section							Margin			Distance Travelled [m]		
1	2	SPIRIT OF BRODIE Cody Collis	2	66.7	0:10.94	0:58.80 [1]	0:44.99 [7]	0:33.70 [6]	0:22.52 [4]	0:11.58 [1]	0:58.80		0:33.70				
2	1	JUNGLE FEVER Micheal Hellyer	1	68.0	0:11.19	0:59.03 [2]	0:45.45 [3]	0:34.18 [3]	0:22.98 [1]	0:11.79 [2]	1.3L		0:34.18	+0			
3	3	BETTER LAD Minonette Kennedy	3	66.2	0:11.20	0:59.29 [3]	0:45.28 [9]	0:34.02 [8]	0:22.75 [7]	0:11.55 [6]	2.8L		0:34.02	-6			
4	12	CAPITAL MEG Jim Byrne	12	66.2	0:10.98	0:59.33 [4]	0:45.42 [8]	0:34.04 [9]	0:22.61 [9]	0:11.63 [5]	3L		0:34.04	+2			
5	14	HELL OF A PRINCE Nathan Thomas	14	67.2	0:11.24	0:59.75 [5]	0:45.99 [4]	0:34.67 [5]	0:23.17 [8]	0:11.93 [8]	5.3L		0:34.67	+3			
6	16	TECOMA STREET Olivia Kendal	16	65.5	0:11.26	0:59.87 [6]	0:46.34 [2]	0:35.08 [1]	0:23.79 [3]	0:12.34 [4]	5.8L		0:35.08	-8			
7	6	JAFUBOY Samantha Collett	6	66.4	0:11.25	0:59.91 [7]	0:46.40 [1]	0:35.09 [2]	0:23.84 [2]	0:12.39 [3]	6L		0:35.09	-3			
8	8	BABU KING Boris Thornton	8	65.5	0:11.14	1:00.31 [8]	0:46.52 [5]	0:35.05 [7]	0:23.91 [6]	0:12.45 [9]	8.3L		0:35.05	-8			
9	15	EARLSTON Dale Smith	15	65.8	0:11.24	1:00.40 [9]	0:46.59 [6]	0:35.34 [4]	0:24.10 [5]	0:12.59 [7]	8.7L		0:35.34	-7			

Scratched: Massabielle (#11), Bulsara (#4), Gallery Master (#13), Sheza Marvel (#5), Just Looking (#7), Arabian Fox (#9), Art Heist (#10)



Horse/Jockey Name	Spirit Of Brodie
Final Rank	1
Fastest Section Time (Section)	0:10.94 (400m)
Top Speed [km/h] (Section)	66.7 (400m)
Race State	Finished



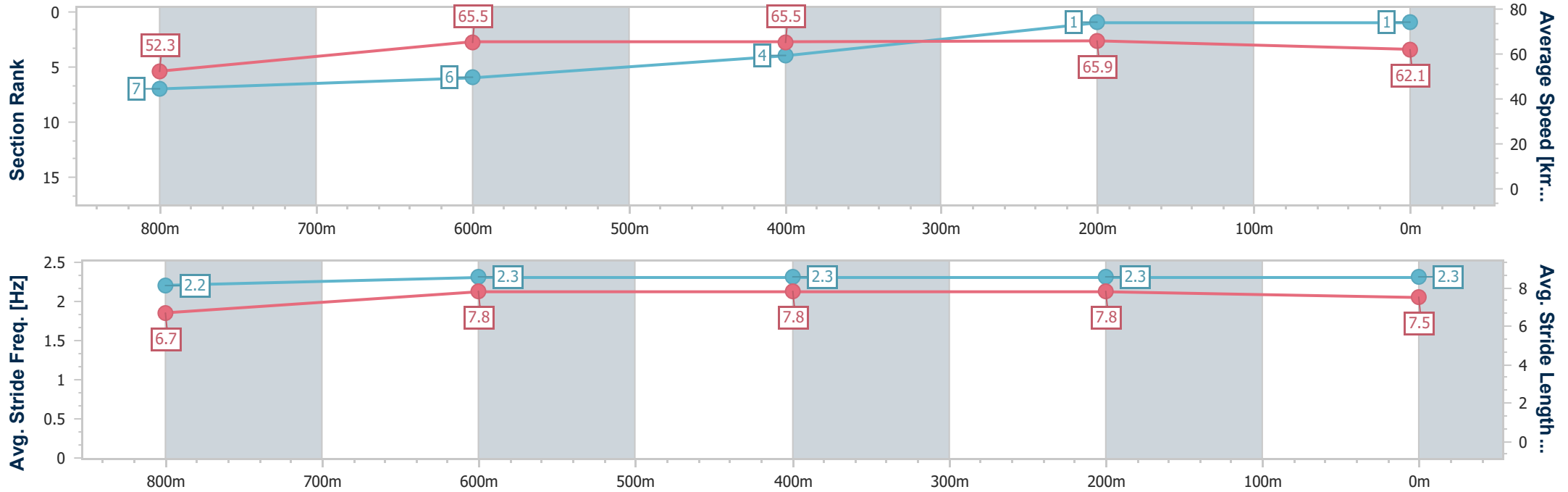
Sunshine Coast Poly Track QLD Professional
Race 8: BARRIER REEF POOLS BENCHMARK 55 Handicap - 1000m



31 March 2024 - 17:00

Track Rating: Synthetic, Weather: Overcast, Rail Position: True

Section	Overall	800m	600m	400m	200m
Section Times	0:58.80 [1] (0:13.81)	0:44.99 [7] (0:11.29)	0:33.70 [6] (0:11.18)	0:22.52 [4] (0:10.94)	0:11.58 [1] (0:11.58)
Average Speed [km/h]	52.3	65.5	65.5	65.9	62.1
Top Speed [km/h]	65.1	66.6	66.3	66.7	65.1
Avg. Dist. to Rail [m]	8.7	3.6	2.8	5.5	6.1
Avg. Stride Freq. [Hz]	2.2	2.3	2.3	2.3	2.3
Avg. Stride Length [m]	6.7	7.8	7.8	7.8	7.5



- [] Ranking at each section and finish
- .-.- No data available at this section
- NA No data available



Horse/Jockey Name	Jungle Fever
Final Rank	2
Fastest Section Time (Section)	0:11.19 (400m)
Top Speed [km/h] (Section)	68.0 (Overall)
Race State	Finished



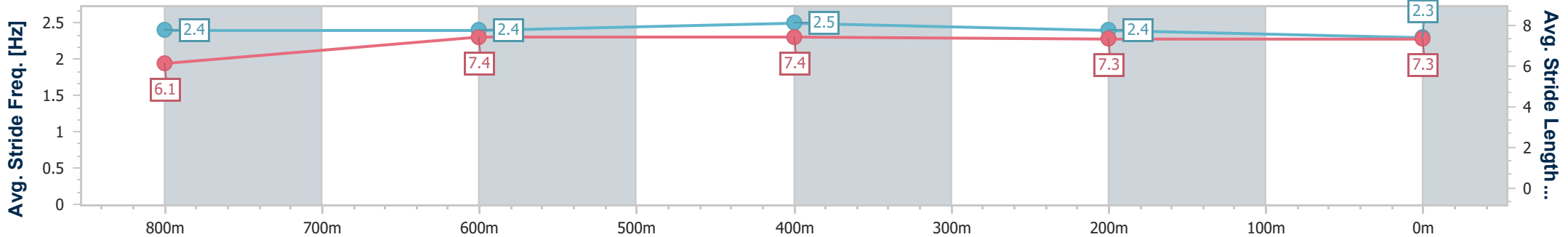
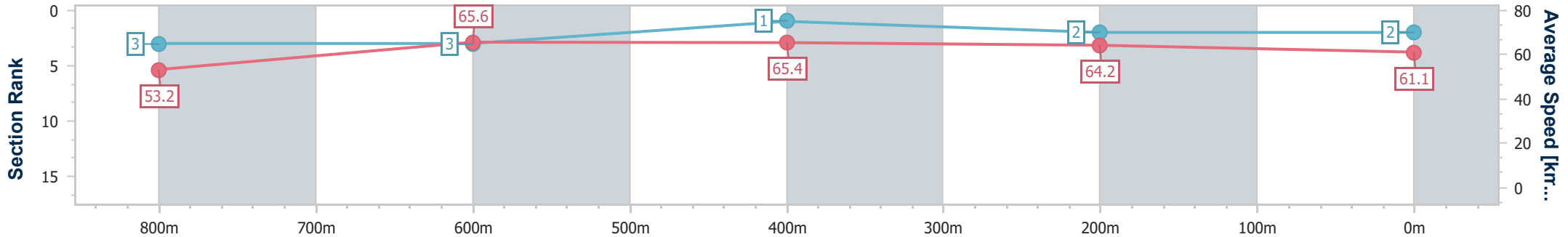
Sunshine Coast Poly Track QLD Professional
Race 8: BARRIER REEF POOLS BENCHMARK 55 Handicap - 1000m



31 March 2024 - 17:00

Track Rating: Synthetic, Weather: Overcast, Rail Position: True

Section	Overall	800m	600m	400m	200m
Section Times	0:59.03 [2] (0:13.58)	0:45.45 [3] (0:11.27)	0:34.18 [3] (0:11.20)	0:22.98 [1] (0:11.19)	0:11.79 [2] (0:11.79)
Average Speed [km/h]	53.2	65.6	65.4	64.2	61.1
Top Speed [km/h]	68.0	66.6	66.1	66.2	63.6
Avg. Dist. to Rail [m]	7.2	3.7	2.9	3.3	2.9
Avg. Stride Freq. [Hz]	2.4	2.4	2.5	2.4	2.3
Avg. Stride Length [m]	6.1	7.4	7.4	7.3	7.3



- [] Ranking at each section and finish
- .-.- No data available at this section
- NA No data available



Horse/Jockey Name	Better Lad
Final Rank	3
Fastest Section Time (Section)	0:11.20 (400m)
Top Speed [km/h] (Section)	66.2 (Overall)
Race State	Finished



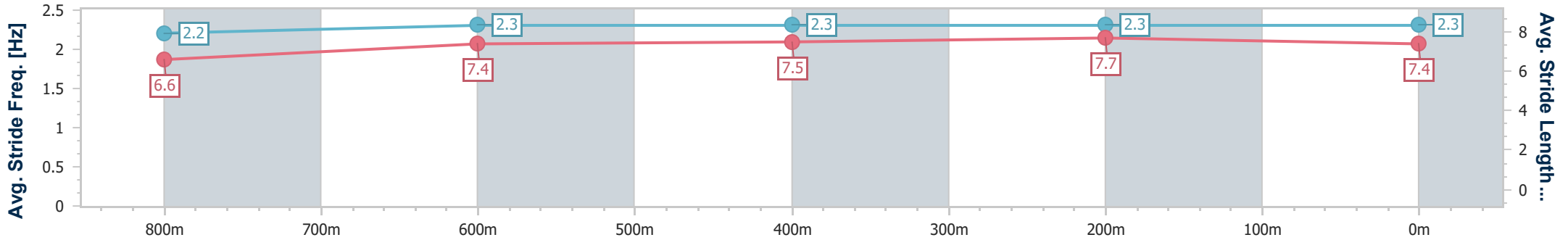
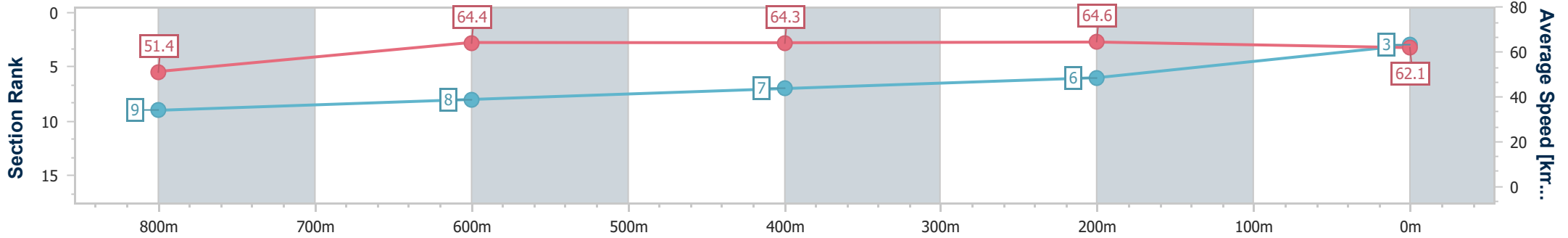
Sunshine Coast Poly Track QLD Professional
Race 8: BARRIER REEF POOLS BENCHMARK 55 Handicap - 1000m



31 March 2024 - 17:00

Track Rating: Synthetic, Weather: Overcast, Rail Position: True

Section	Overall	800m	600m	400m	200m
Section Times	0:59.29 [3] (0:14.01)	0:45.28 [9] (0:11.26)	0:34.02 [8] (0:11.27)	0:22.75 [7] (0:11.20)	0:11.55 [6] (0:11.55)
Average Speed [km/h]	51.4	64.4	64.3	64.6	62.1
Top Speed [km/h]	66.2	65.7	65.3	65.4	64.0
Avg. Dist. to Rail [m]	3.3	1.5	0.8	4.4	5.0
Avg. Stride Freq. [Hz]	2.2	2.3	2.3	2.3	2.3
Avg. Stride Length [m]	6.6	7.4	7.5	7.7	7.4



- [] Ranking at each section and finish
- .-.- No data available at this section
- NA No data available



Horse/Jockey Name	Capital Meg
Final Rank	4
Fastest Section Time (Section)	0:10.98 (400m)
Top Speed [km/h] (Section)	66.2 (800m)
Race State	Finished



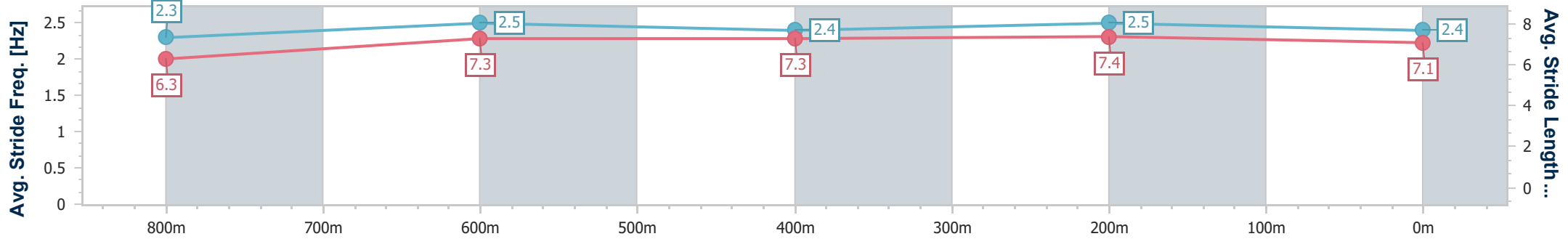
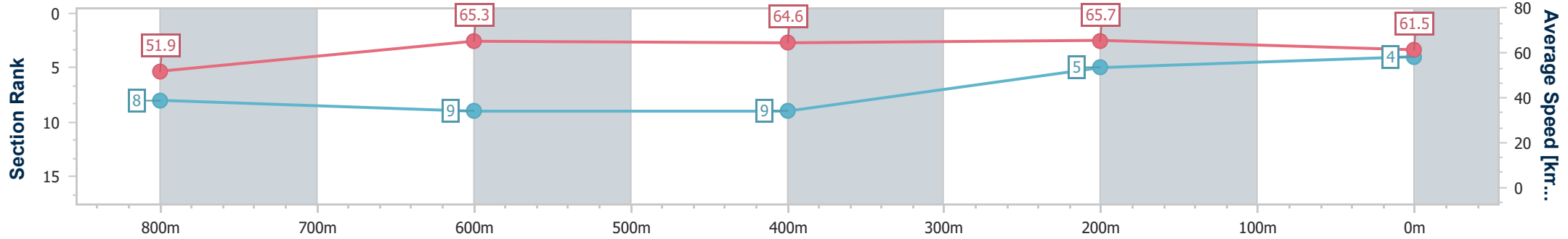
Sunshine Coast Poly Track QLD Professional
 Race 8: BARRIER REEF POOLS BENCHMARK 55 Handicap - 1000m



31 March 2024 - 17:00

Track Rating: Synthetic, Weather: Overcast, Rail Position: True

Section	Overall	800m	600m	400m	200m
Section Times	0:59.33 [4] (0:13.91)	0:45.42 [8] (0:11.38)	0:34.04 [9] (0:11.43)	0:22.61 [9] (0:10.98)	0:11.63 [5] (0:11.63)
Average Speed [km/h]	51.9	65.3	64.6	65.7	61.5
Top Speed [km/h]	64.6	66.2	66.0	66.0	64.5
Avg. Dist. to Rail [m]	10.5	4.6	3.7	7.6	7.1
Avg. Stride Freq. [Hz]	2.3	2.5	2.4	2.5	2.4
Avg. Stride Length [m]	6.3	7.3	7.3	7.4	7.1



- [] Ranking at each section and finish
- .-.- No data available at this section
- NA No data available



Horse/Jockey Name	Hell Of A Prince
Final Rank	5
Fastest Section Time (Section)	0:11.24 (400m)
Top Speed [km/h] (Section)	67.2 (800m)
Race State	Finished



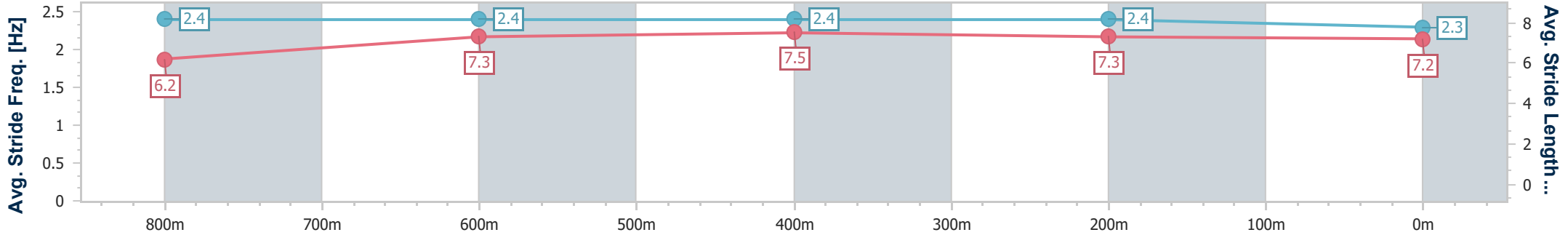
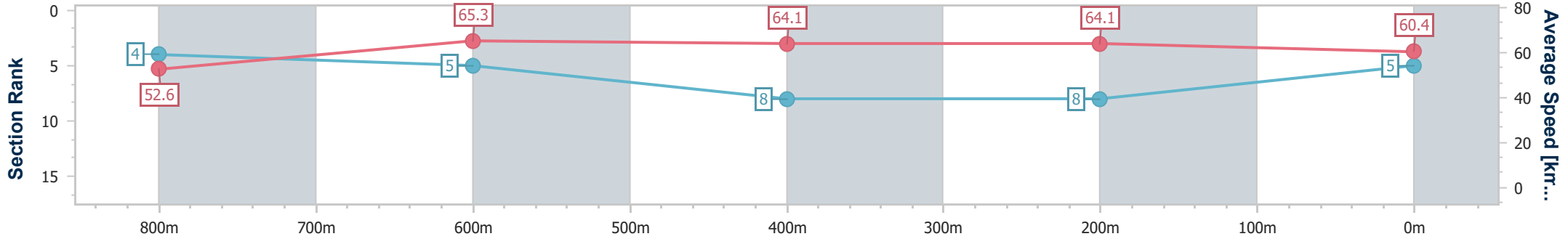
Sunshine Coast Poly Track QLD Professional
Race 8: BARRIER REEF POOLS BENCHMARK 55 Handicap - 1000m



31 March 2024 - 17:00

Track Rating: Synthetic, Weather: Overcast, Rail Position: True

Section	Overall	800m	600m	400m	200m
Section Times	0:59.75 [5] (0:13.76)	0:45.99 [4] (0:11.32)	0:34.67 [5] (0:11.50)	0:23.17 [8] (0:11.24)	0:11.93 [8] (0:11.93)
Average Speed [km/h]	52.6	65.3	64.1	64.1	60.4
Top Speed [km/h]	65.7	67.2	65.9	65.5	63.8
Avg. Dist. to Rail [m]	8.9	4.1	3.6	6.6	6.9
Avg. Stride Freq. [Hz]	2.4	2.4	2.4	2.4	2.3
Avg. Stride Length [m]	6.2	7.3	7.5	7.3	7.2



- [] Ranking at each section and finish
- .-.- No data available at this section
- NA No data available



Horse/Jockey Name	Tecoma Street
Final Rank	6
Fastest Section Time (Section)	0:11.26 (800m)
Top Speed [km/h] (Section)	65.5 (Overall)
Race State	Finished



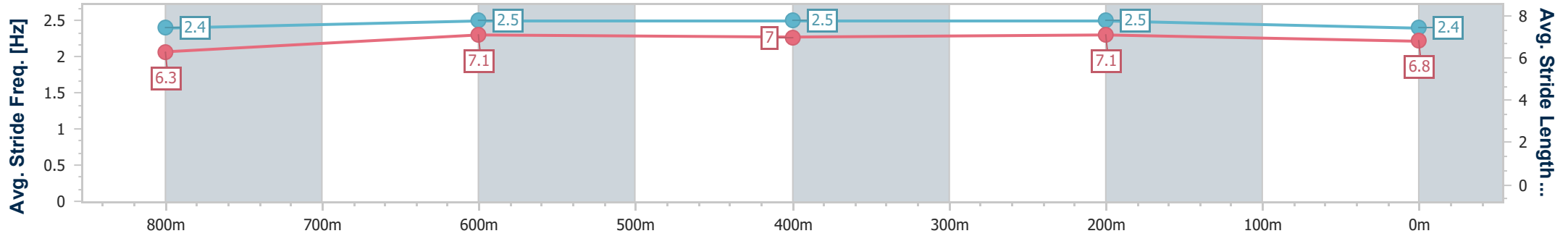
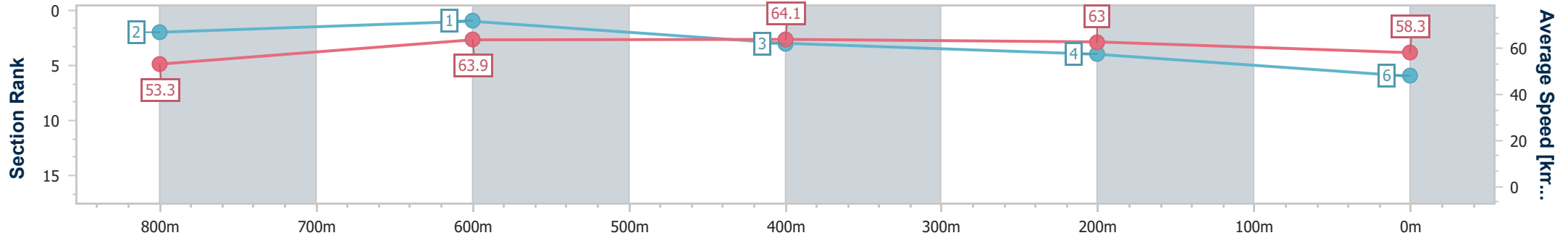
Sunshine Coast Poly Track QLD Professional
Race 8: BARRIER REEF POOLS BENCHMARK 55 Handicap - 1000m



31 March 2024 - 17:00

Track Rating: Synthetic, Weather: Overcast, Rail Position: True

Section	Overall	800m	600m	400m	200m
Section Times	0:59.87 [6] (0:13.53)	0:46.34 [2] (0:11.26)	0:35.08 [1] (0:11.29)	0:23.79 [3] (0:11.45)	0:12.34 [4] (0:12.34)
Average Speed [km/h]	53.3	63.9	64.1	63.0	58.3
Top Speed [km/h]	65.5	64.9	65.3	65.2	60.5
Avg. Dist. to Rail [m]	3.3	0.4	1.0	1.5	1.2
Avg. Stride Freq. [Hz]	2.4	2.5	2.5	2.5	2.4
Avg. Stride Length [m]	6.3	7.1	7.0	7.1	6.8



- [] Ranking at each section and finish
- .-.- No data available at this section
- NA No data available



Horse/Jockey Name	Jafuboy
Final Rank	7
Fastest Section Time (Section)	0:11.25 (600m)
Top Speed [km/h] (Section)	66.4 (Overall)
Race State	Finished



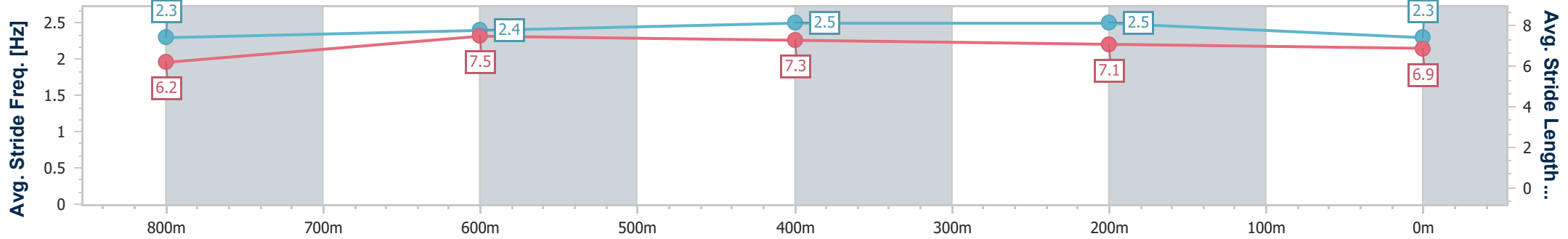
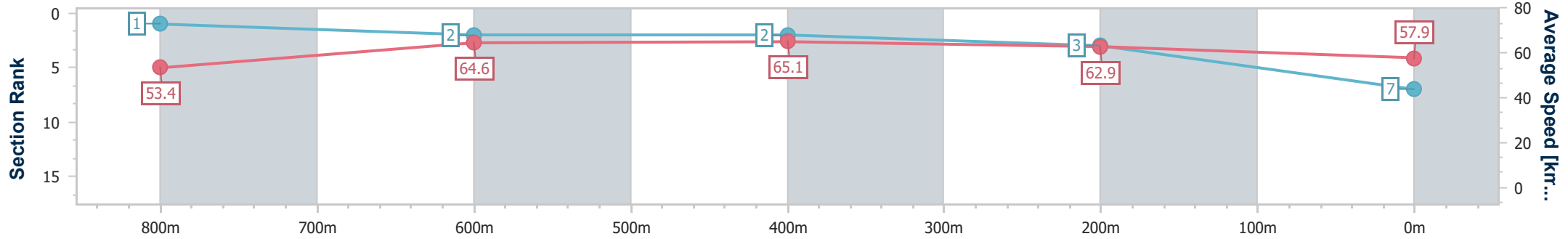
Sunshine Coast Poly Track QLD Professional
 Race 8: BARRIER REEF POOLS BENCHMARK 55 Handicap - 1000m



31 March 2024 - 17:00

Track Rating: Synthetic, Weather: Overcast, Rail Position: True

Section	Overall	800m	600m	400m	200m
Section Times	0:59.91 [7] (0:13.51)	0:46.40 [1] (0:11.31)	0:35.09 [2] (0:11.25)	0:23.84 [2] (0:11.45)	0:12.39 [3] (0:12.39)
Average Speed [km/h]	53.4	64.6	65.1	62.9	57.9
Top Speed [km/h]	66.4	65.6	65.4	64.4	60.6
Avg. Dist. to Rail [m]	5.0	2.3	2.1	3.2	3.1
Avg. Stride Freq. [Hz]	2.3	2.4	2.5	2.5	2.3
Avg. Stride Length [m]	6.2	7.5	7.3	7.1	6.9



- [] Ranking at each section and finish
- .-.- No data available at this section
- NA No data available



Horse/Jockey Name	Babu King
Final Rank	8
Fastest Section Time (Section)	0:11.14 (600m)
Top Speed [km/h] (Section)	65.5 (600m)
Race State	Finished



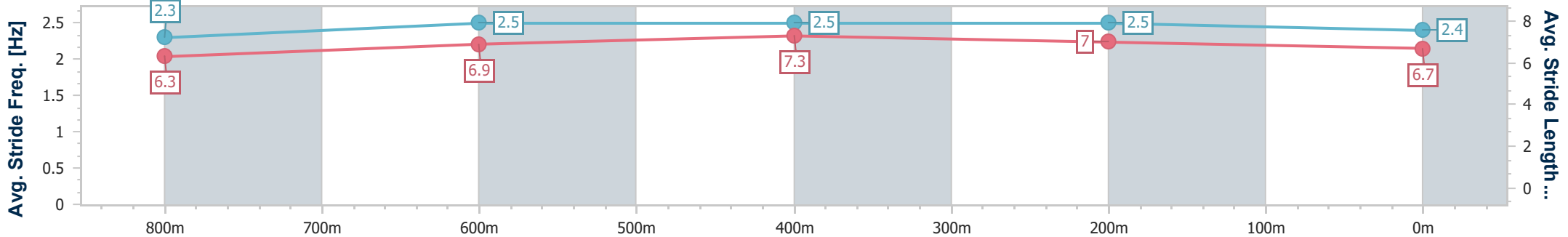
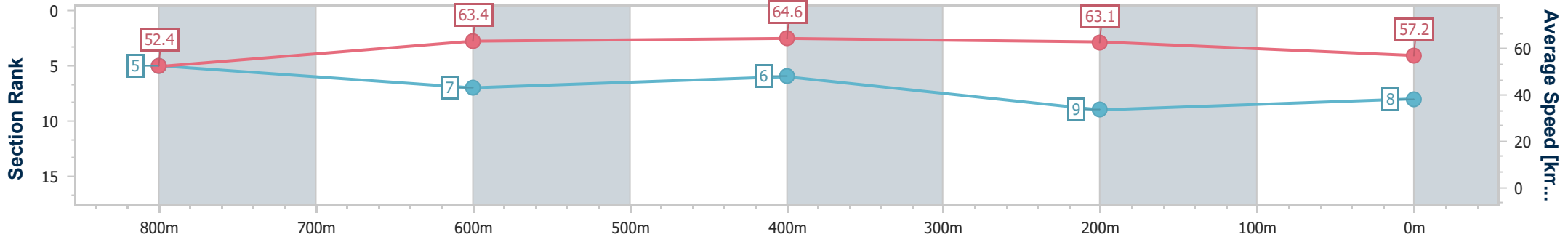
Sunshine Coast Poly Track QLD Professional
 Race 8: BARRIER REEF POOLS BENCHMARK 55 Handicap - 1000m



31 March 2024 - 17:00

Track Rating: Synthetic, Weather: Overcast, Rail Position: True

Section	Overall	800m	600m	400m	200m
Section Times	1:00.31 [8] (0:13.79)	0:46.52 [5] (0:11.47)	0:35.05 [7] (0:11.14)	0:23.91 [6] (0:11.46)	0:12.45 [9] (0:12.45)
Average Speed [km/h]	52.4	63.4	64.6	63.1	57.2
Top Speed [km/h]	64.4	64.7	65.5	64.5	60.8
Avg. Dist. to Rail [m]	5.8	1.9	0.4	1.7	3.7
Avg. Stride Freq. [Hz]	2.3	2.5	2.5	2.5	2.4
Avg. Stride Length [m]	6.3	6.9	7.3	7.0	6.7



- [] Ranking at each section and finish
- .-.- No data available at this section
- NA No data available



Horse/Jockey Name	Earlston
Final Rank	9
Fastest Section Time (Section)	0:11.24 (600m)
Top Speed [km/h] (Section)	65.8 (800m)
Race State	Finished



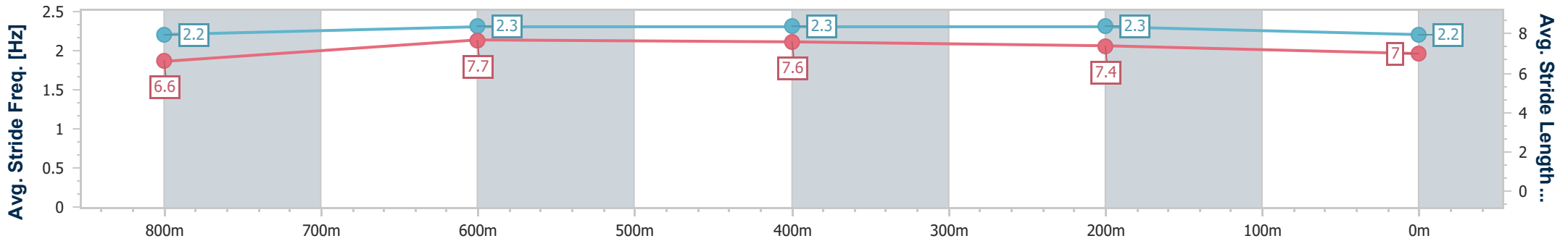
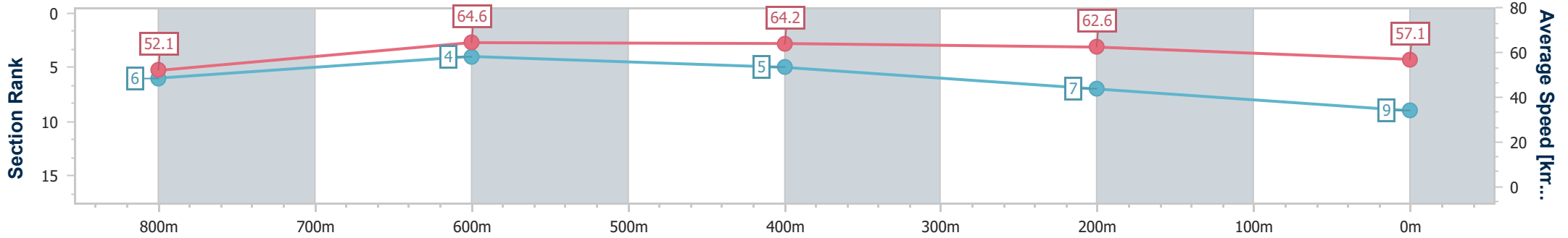
Sunshine Coast Poly Track QLD Professional
Race 8: BARRIER REEF POOLS BENCHMARK 55 Handicap - 1000m



31 March 2024 - 17:00

Track Rating: Synthetic, Weather: Overcast, Rail Position: True

Section	Overall	800m	600m	400m	200m
Section Times	1:00.40 [9] (0:13.81)	0:46.59 [6] (0:11.25)	0:35.34 [4] (0:11.24)	0:24.10 [5] (0:11.51)	0:12.59 [7] (0:12.59)
Average Speed [km/h]	52.1	64.6	64.2	62.6	57.1
Top Speed [km/h]	65.3	65.8	65.3	64.8	60.2
Avg. Dist. to Rail [m]	2.3	1.2	0.5	1.7	2.9
Avg. Stride Freq. [Hz]	2.2	2.3	2.3	2.3	2.2
Avg. Stride Length [m]	6.6	7.7	7.6	7.4	7.0



- [] Ranking at each section and finish
- .-.- No data available at this section
- NA No data available