



Sunshine Coast Poly Track QLD Professional
Race 4: WIMMERS PREMIUM SOFT DRINKS QTIS Two-Year-Old Maiden
Plate - 1100m
31 March 2024 - 14:25



Track Rating: Synthetic, Weather: Overcast, Rail Position: True

Section		Field Times											Last 600m	
		Overall	1000m	800m	600m	400m	200m						0:35.76	
		1:06.03 (0:07.94)	0:58.09 (0:10.98)	0:47.11 (0:11.35)	0:35.76 (0:11.55)	0:24.21 (0:11.62)	0:12.59 (0:12.59)							
Rank	TAB	Horse/Jockey	Barrier	Top Speed [km/h]	Fastest Section								Margin	Distance Travelled [m]
1	14	VICTORY STATEMENT	14	67.2	0:08.08	1:06.03 [1]	0:57.95 [6]	0:47.02 [5]	0:35.53 [3]	0:23.92 [2]	0:12.25 [2]	1:06.03	0:35.53	
		Jim Byrne		1000m	Overall	(0:08.08)	(0:10.93)	(0:11.49)	(0:11.61)	(0:11.67)	(0:12.25)			
2	4	MISHANI HITMAN	4	67.1	0:07.99	1:06.07 [2]	0:58.08 [2]	0:47.14 [2]	0:35.80 [1]	0:24.25 [1]	0:12.63 [1]	0.2L	0:35.80	+2
		Samantha Collett		1000m	Overall	(0:07.99)	(0:10.94)	(0:11.34)	(0:11.55)	(0:11.62)	(0:12.63)			
3	3	MISHANI DESTINY	3	66.9	0:08.17	1:06.10 [3]	0:57.93 [7]	0:46.96 [7]	0:35.16 [10]	0:23.27 [10]	0:11.97 [6]	0.4L	0:35.16	+7
		Justin Stanley		1000m	Overall	(0:08.17)	(0:10.97)	(0:11.80)	(0:11.89)	(0:11.30)	(0:11.97)			
4	10	MISHANI EMPIRE	10	67.4	0:08.63	1:06.29 [4]	0:57.66 [10]	0:46.73 [10]	0:35.50 [8]	0:23.92 [4]	0:12.34 [3]	1.4L	0:35.50	+0
		Nikita Beriman		1000m	Overall	(0:08.63)	(0:10.93)	(0:11.23)	(0:11.58)	(0:11.58)	(0:12.34)			
5	1	AIKAU	1	67.0	0:08.01	1:06.70 [5]	0:58.69 [3]	0:47.65 [6]	0:35.94 [7]	0:24.21 [7]	0:12.60 [4]	3.7L	0:35.94	+9
		Boris Thornton		1000m	Overall	(0:08.01)	(0:11.04)	(0:11.71)	(0:11.73)	(0:11.61)	(0:12.60)			
6	15	KENDYACATCHME	15	67.8	0:08.32	1:06.72 [6]	0:58.40 [8]	0:47.58 [8]	0:36.12 [6]	0:24.34 [5]	0:12.57 [7]	3.8L	0:36.12	+5
		Michael Rodd		1000m	Overall	(0:08.32)	(0:10.82)	(0:11.46)	(0:11.78)	(0:11.77)	(0:12.57)			
7	5	PUMICESTONE ROAD	5	68.0	0:08.03	1:06.78 [7]	0:58.75 [5]	0:47.79 [4]	0:36.31 [2]	0:24.42 [3]	0:12.67 [5]	4L	0:36.31	+1
		Mark Du Plessis		1000m	Overall	(0:08.03)	(0:10.96)	(0:11.48)	(0:11.89)	(0:11.75)	(0:12.67)			
8	11	MISHANI EXPRESS	11	67.2	0:08.39	1:07.17 [8]	0:58.78 [9]	0:47.65 [9]	0:36.29 [9]	0:24.52 [8]	0:12.77 [8]	6.3L	0:36.29	+1
		Anthony Allen		1000m	Overall	(0:08.39)	(0:11.13)	(0:11.36)	(0:11.77)	(0:11.75)	(0:12.77)			
9	6	ROCKRATA	6	67.4	0:07.94	1:07.48 [9]	0:59.54 [1]	0:48.56 [1]	0:36.90 [5]	0:25.08 [6]	0:13.02 [9]	8.1L	0:36.90	+10
		Michael Cahill		1000m	Overall	(0:07.94)	(0:10.98)	(0:11.66)	(0:11.82)	(0:12.06)	(0:13.02)			
10	16	INVADING JILLY	16	67.4	0:08.01	1:07.79 [10]	0:59.78 [4]	0:48.86 [3]	0:37.25 [4]	0:25.06 [9]	0:13.13 [10]	9.9L	0:37.25	+7
		Cody Collis		1000m	Overall	(0:08.01)	(0:10.92)	(0:11.61)	(0:12.19)	(0:11.93)	(0:13.13)			

Scratched: Run Lucy Run (#13), Blind Desire (#8), Hurricane Rosie (#18), Mishani Hunter (#17), Captain Good Vibes (#2), Heart And Spirit (#9), Mishani Fire (#12), Toro Strike (#7)

[] Ranking at each section and finish
 -:-:- No data available at this section
 NA No data available

SCN Saddle cloth number
 DNF Did not finish
 DNT Did not track



Horse/Jockey Name	Victory Statement
Final Rank	1
Fastest Section Time (Section)	0:08.08 (Overall)
Top Speed [km/h] (Section)	67.2 (1000m)
Race State	Finished

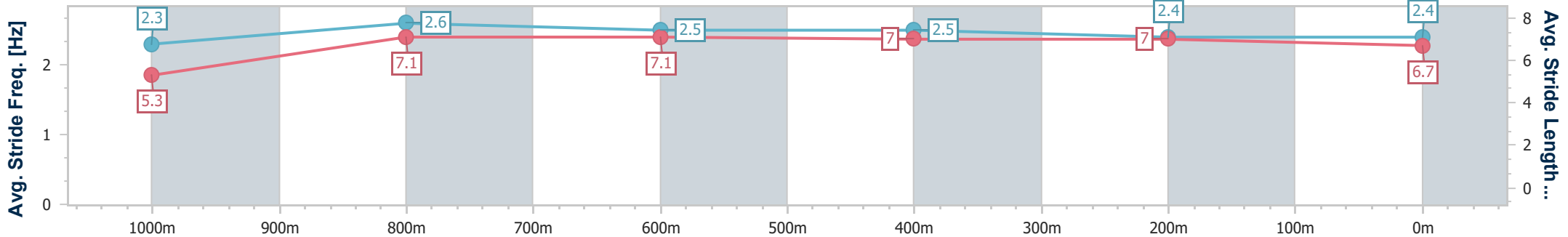
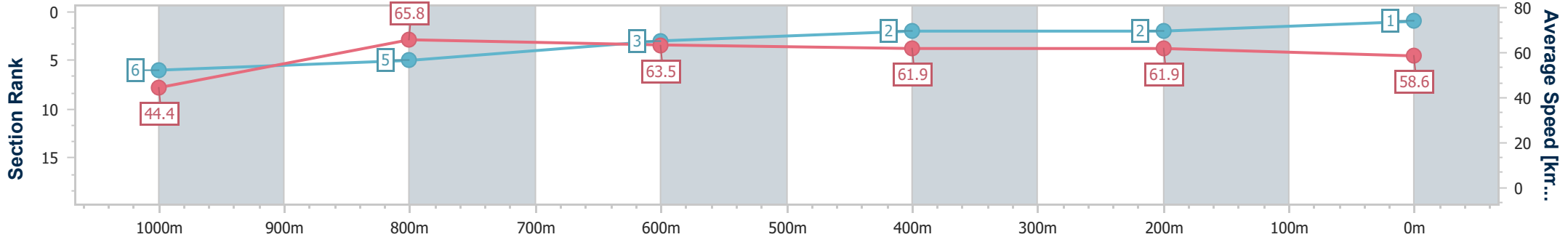


Sunshine Coast Poly Track QLD Professional
 Race 4: WIMMERS PREMIUM SOFT DRINKS QTIS Two-Year-Old
 Maiden Plate - 1100m
 31 March 2024 - 14:25



Track Rating: Synthetic, Weather: Overcast, Rail Position: True

Section	Overall	1000m	800m	600m	400m	200m
Section Times	1:06.03 [1] (0:08.08)	0:57.95 [6] (0:10.93)	0:47.02 [5] (0:11.49)	0:35.53 [3] (0:11.61)	0:23.92 [2] (0:11.67)	0:12.25 [2] (0:12.25)
Average Speed [km/h]	44.4	65.8	63.5	61.9	61.9	58.6
Top Speed [km/h]	63.5	67.2	65.4	63.5	63.8	60.9
Avg. Dist. to Rail [m]	2.9	1.1	1.8	1.2	0.6	1.3
Avg. Stride Freq. [Hz]	2.3	2.6	2.5	2.5	2.4	2.4
Avg. Stride Length [m]	5.3	7.1	7.1	7.0	7.0	6.7



- [] Ranking at each section and finish
- .-.- No data available at this section
- NA No data available



Horse/Jockey Name	Mishani Hitman
Final Rank	2
Fastest Section Time (Section)	0:07.99 (Overall)
Top Speed [km/h] (Section)	67.1 (1000m)
Race State	Finished

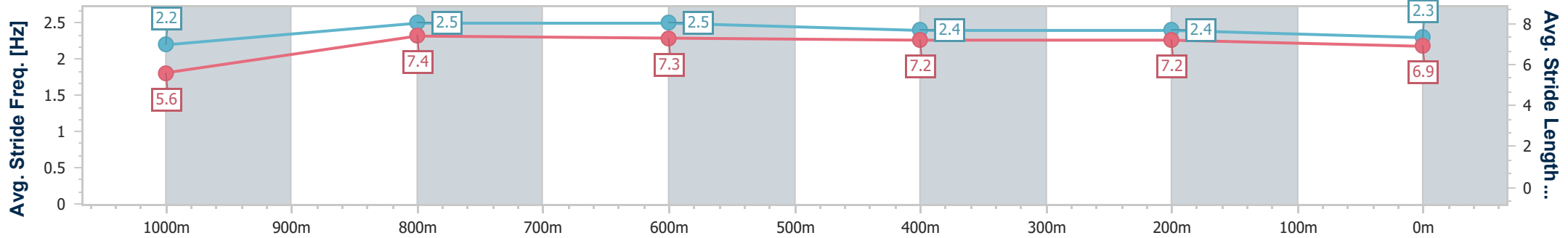
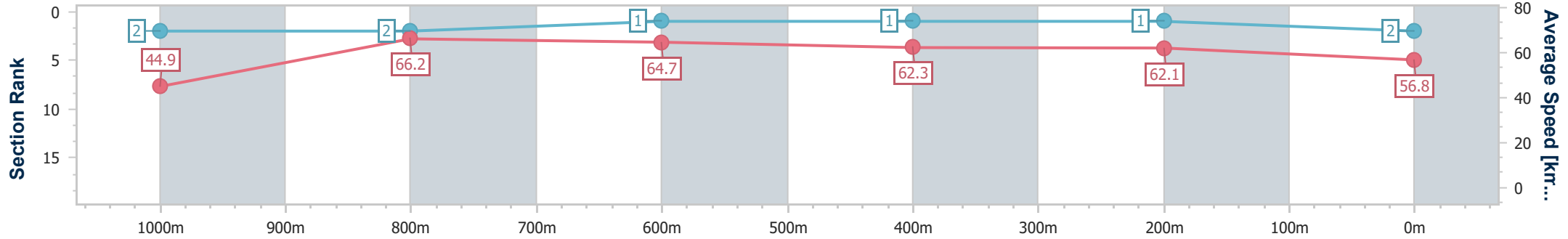


Sunshine Coast Poly Track QLD Professional
 Race 4: WIMMERS PREMIUM SOFT DRINKS QTIS Two-Year-Old
 Maiden Plate - 1100m
 SCTC SUNSHINE COAST TURF CLUB

31 March 2024 - 14:25

Track Rating: Synthetic, Weather: Overcast, Rail Position: True

Section	Overall	1000m	800m	600m	400m	200m
Section Times	1:06.07 [2] (0:07.99)	0:58.08 [2] (0:10.94)	0:47.14 [2] (0:11.34)	0:35.80 [1] (0:11.55)	0:24.25 [1] (0:11.62)	0:12.63 [1] (0:12.63)
Average Speed [km/h]	44.9	66.2	64.7	62.3	62.1	56.8
Top Speed [km/h]	63.1	67.1	66.5	65.0	63.2	60.2
Avg. Dist. to Rail [m]	7.5	4.8	2.6	0.3	0.2	1.0
Avg. Stride Freq. [Hz]	2.2	2.5	2.5	2.4	2.4	2.3
Avg. Stride Length [m]	5.6	7.4	7.3	7.2	7.2	6.9



- [] Ranking at each section and finish
- .-.- No data available at this section
- NA No data available



Horse/Jockey Name	Mishani Destiny
Final Rank	3
Fastest Section Time (Section)	0:08.17 (Overall)
Top Speed [km/h] (Section)	66.9 (1000m)
Race State	Finished

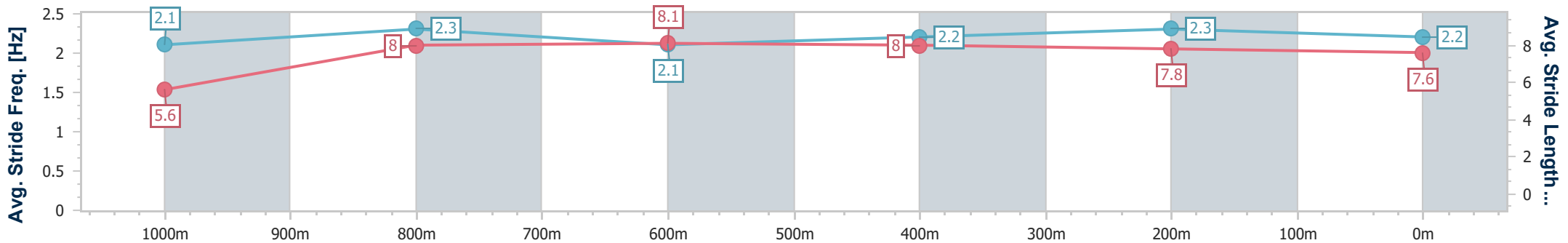
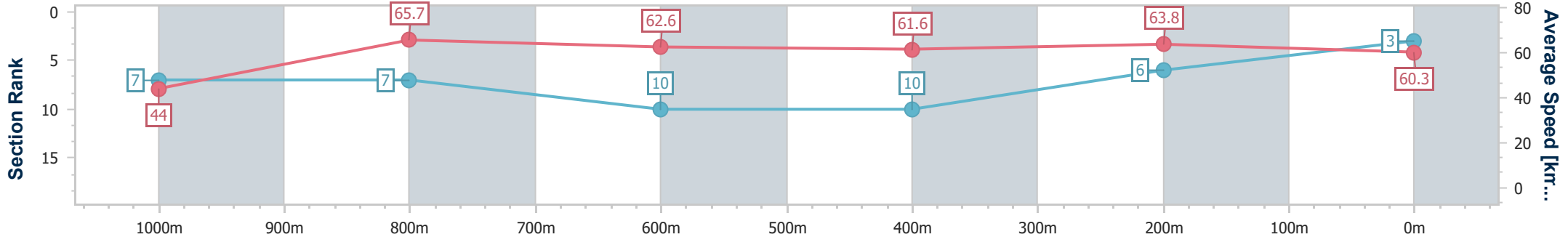


Sunshine Coast Poly Track QLD Professional
 Race 4: WIMMERS PREMIUM SOFT DRINKS QTIS Two-Year-Old
 Maiden Plate - 1100m
 31 March 2024 - 14:25



Track Rating: Synthetic, Weather: Overcast, Rail Position: True

Section	Overall	1000m	800m	600m	400m	200m
Section Times	1:06.10 [3] (0:08.17)	0:57.93 [7] (0:10.97)	0:46.96 [7] (0:11.80)	0:35.16 [10] (0:11.89)	0:23.27 [10] (0:11.30)	0:11.97 [6] (0:11.97)
Average Speed [km/h]	44.0	65.7	62.6	61.6	63.8	60.3
Top Speed [km/h]	62.4	66.9	65.8	63.4	64.6	63.2
Avg. Dist. to Rail [m]	8.1	4.2	3.9	2.5	6.3	7.4
Avg. Stride Freq. [Hz]	2.1	2.3	2.1	2.2	2.3	2.2
Avg. Stride Length [m]	5.6	8.0	8.1	8.0	7.8	7.6



- [] Ranking at each section and finish
- .-.- No data available at this section
- NA No data available



Horse/Jockey Name	Mishani Empire
Final Rank	4
Fastest Section Time (Section)	0:08.63 (Overall)
Top Speed [km/h] (Section)	67.4 (1000m)
Race State	Finished

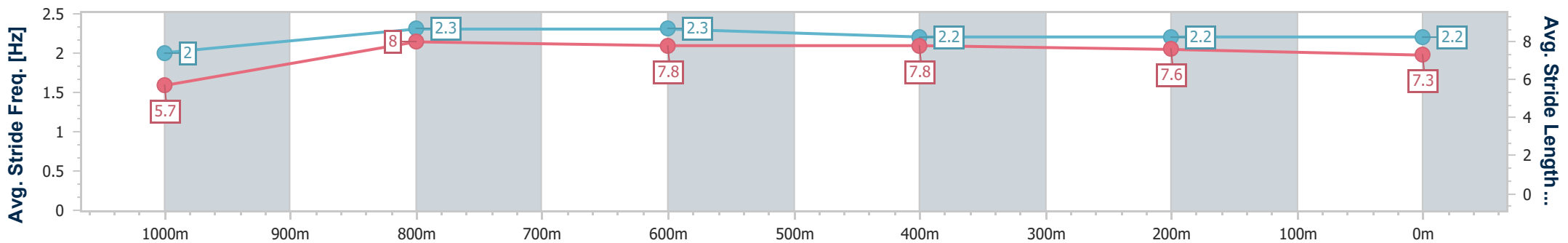
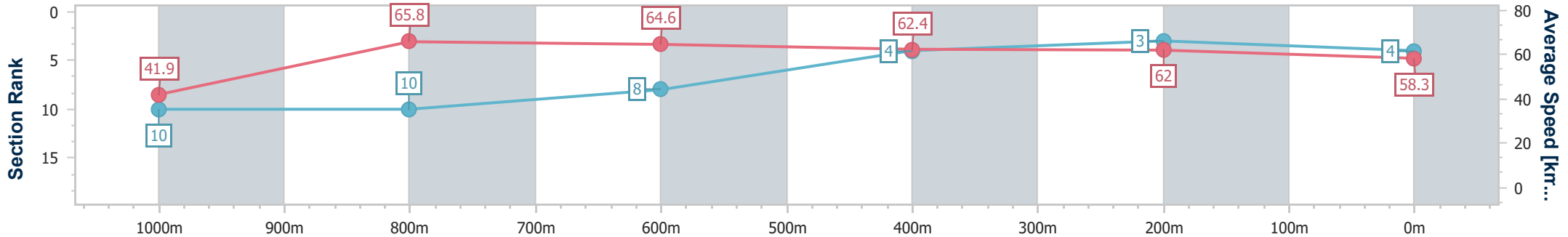


Sunshine Coast Poly Track QLD Professional
 Race 4: WIMMERS PREMIUM SOFT DRINKS QTIS Two-Year-Old
 Maiden Plate - 1100m
 31 March 2024 - 14:25



Track Rating: Synthetic, Weather: Overcast, Rail Position: True

Section	Overall	1000m	800m	600m	400m	200m
Section Times	1:06.29 [4] (0:08.63)	0:57.66 [10] (0:10.93)	0:46.73 [10] (0:11.23)	0:35.50 [8] (0:11.58)	0:23.92 [4] (0:11.58)	0:12.34 [3] (0:12.34)
Average Speed [km/h]	41.9	65.8	64.6	62.4	62.0	58.3
Top Speed [km/h]	62.0	67.4	66.6	63.7	63.9	60.4
Avg. Dist. to Rail [m]	6.0	1.9	1.0	0.3	0.3	1.9
Avg. Stride Freq. [Hz]	2.0	2.3	2.3	2.2	2.2	2.2
Avg. Stride Length [m]	5.7	8.0	7.8	7.8	7.6	7.3



- [] Ranking at each section and finish
- .-.- No data available at this section
- NA No data available



Horse/Jockey Name	Aikau
Final Rank	5
Fastest Section Time (Section)	0:08.01 (Overall)
Top Speed [km/h] (Section)	67.0 (1000m)
Race State	Finished

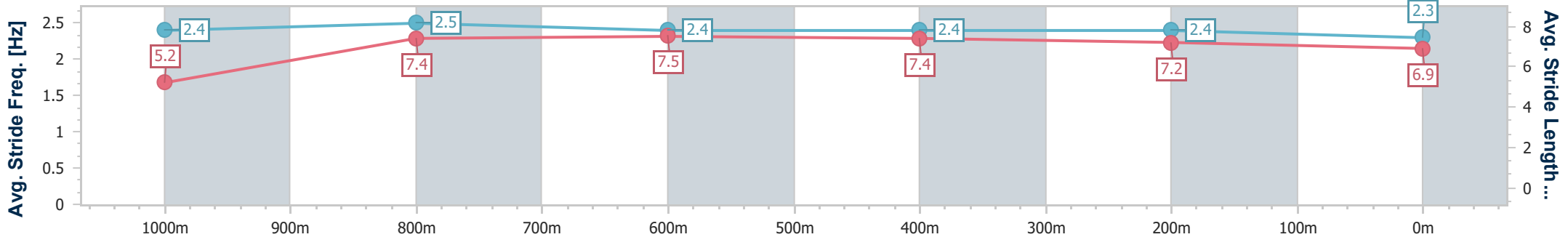
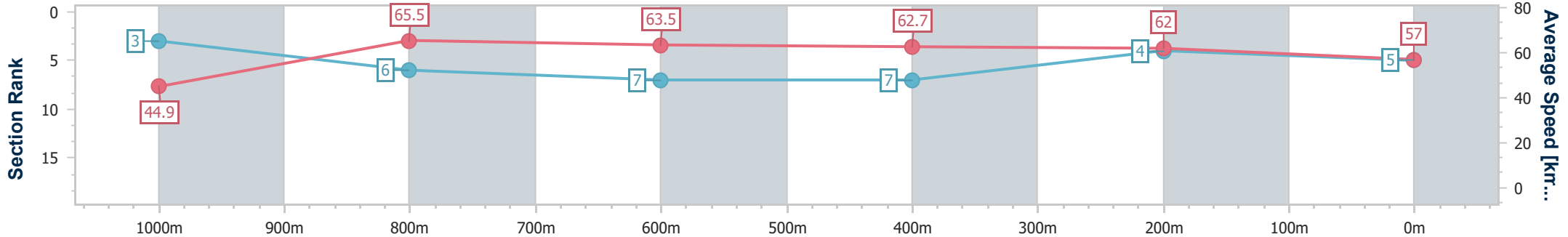


Sunshine Coast Poly Track QLD Professional
 Race 4: WIMMERS PREMIUM SOFT DRINKS QTIS Two-Year-Old
 Maiden Plate - 1100m
 31 March 2024 - 14:25



Track Rating: Synthetic, Weather: Overcast, Rail Position: True

Section	Overall	1000m	800m	600m	400m	200m
Section Times	1:06.70 [5] (0:08.01)	0:58.69 [3] (0:11.04)	0:47.65 [6] (0:11.71)	0:35.94 [7] (0:11.73)	0:24.21 [7] (0:11.61)	0:12.60 [4] (0:12.60)
Average Speed [km/h]	44.9	65.5	63.5	62.7	62.0	57.0
Top Speed [km/h]	63.9	67.0	65.3	64.2	63.9	60.7
Avg. Dist. to Rail [m]	12.6	8.3	4.4	3.1	5.1	5.9
Avg. Stride Freq. [Hz]	2.4	2.5	2.4	2.4	2.4	2.3
Avg. Stride Length [m]	5.2	7.4	7.5	7.4	7.2	6.9



- [] Ranking at each section and finish
- .-.- No data available at this section
- NA No data available



Horse/Jockey Name	Kendyacatchme
Final Rank	6
Fastest Section Time (Section)	0:08.32 (Overall)
Top Speed [km/h] (Section)	67.8 (1000m)
Race State	Finished

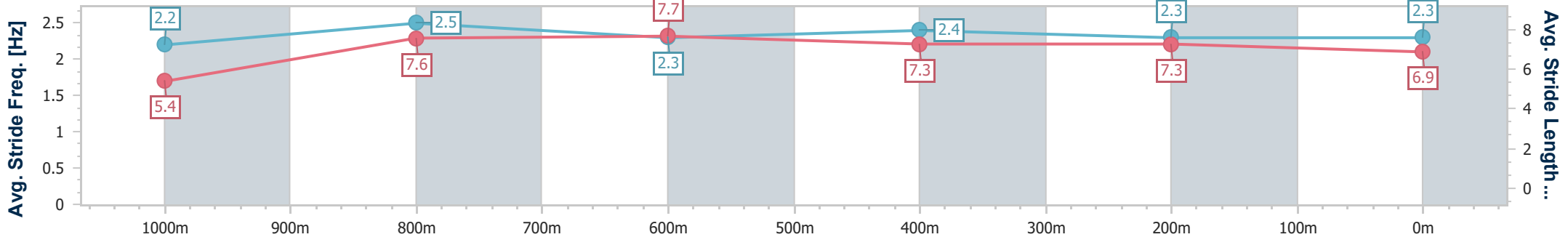
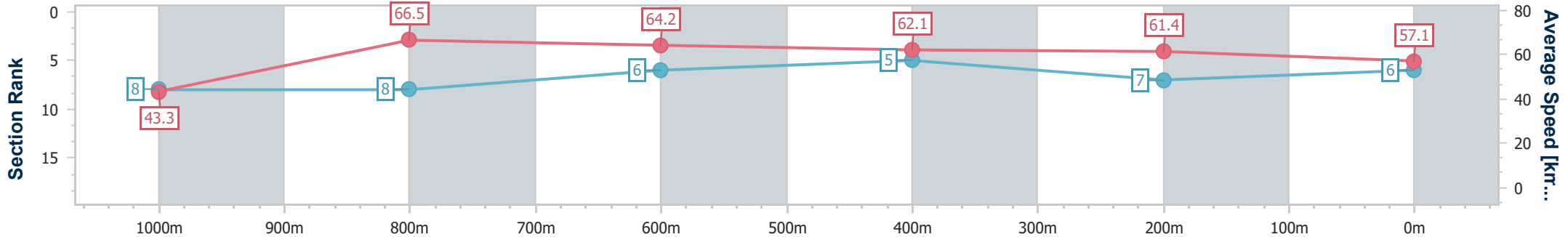


Sunshine Coast Poly Track QLD Professional
 Race 4: WIMMERS PREMIUM SOFT DRINKS QTIS Two-Year-Old
 Maiden Plate - 1100m
 31 March 2024 - 14:25



Track Rating: Synthetic, Weather: Overcast, Rail Position: True

Section	Overall	1000m	800m	600m	400m	200m
Section Times	1:06.72 [6] (0:08.32)	0:58.40 [8] (0:10.82)	0:47.58 [8] (0:11.46)	0:36.12 [6] (0:11.78)	0:24.34 [5] (0:11.77)	0:12.57 [7] (0:12.57)
Average Speed [km/h]	43.3	66.5	64.2	62.1	61.4	57.1
Top Speed [km/h]	63.9	67.8	66.4	64.1	62.9	60.0
Avg. Dist. to Rail [m]	4.5	3.0	2.8	3.0	3.6	4.4
Avg. Stride Freq. [Hz]	2.2	2.5	2.3	2.4	2.3	2.3
Avg. Stride Length [m]	5.4	7.6	7.7	7.3	7.3	6.9



- [] Ranking at each section and finish
- .-.- No data available at this section
- NA No data available



Horse/Jockey Name	Pumicestone Road
Final Rank	7
Fastest Section Time (Section)	0:08.03 (Overall)
Top Speed [km/h] (Section)	68.0 (1000m)
Race State	Finished



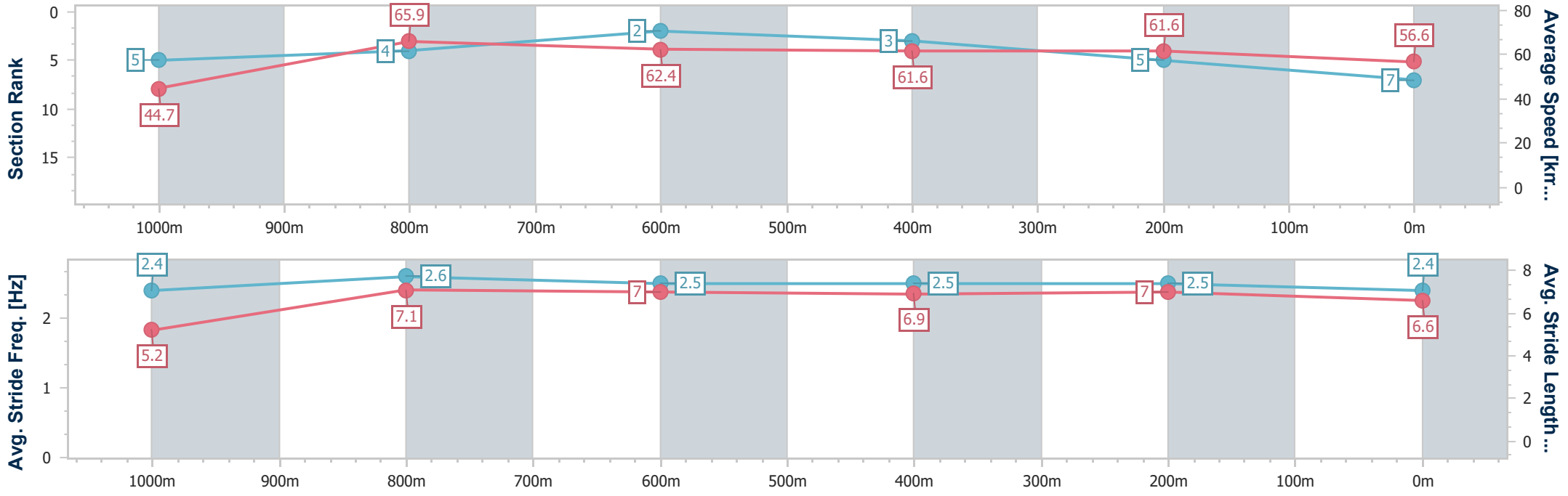
Sunshine Coast Poly Track QLD Professional
 Race 4: WIMMERS PREMIUM SOFT DRINKS QTIS Two-Year-Old
 Maiden Plate - 1100m



31 March 2024 - 14:25

Track Rating: Synthetic, Weather: Overcast, Rail Position: True

Section	Overall	1000m	800m	600m	400m	200m
Section Times	1:06.78 [7] (0:08.03)	0:58.75 [5] (0:10.96)	0:47.79 [4] (0:11.48)	0:36.31 [2] (0:11.89)	0:24.42 [3] (0:11.75)	0:12.67 [5] (0:12.67)
Average Speed [km/h]	44.7	65.9	62.4	61.6	61.6	56.6
Top Speed [km/h]	62.7	68.0	66.2	62.9	63.2	60.9
Avg. Dist. to Rail [m]	4.9	1.9	0.4	2.7	2.8	3.2
Avg. Stride Freq. [Hz]	2.4	2.6	2.5	2.5	2.5	2.4
Avg. Stride Length [m]	5.2	7.1	7.0	6.9	7.0	6.6



- [] Ranking at each section and finish
- .-.- No data available at this section
- NA No data available



Horse/Jockey Name	Mishani Express
Final Rank	8
Fastest Section Time (Section)	0:08.39 (Overall)
Top Speed [km/h] (Section)	67.2 (1000m)
Race State	Finished

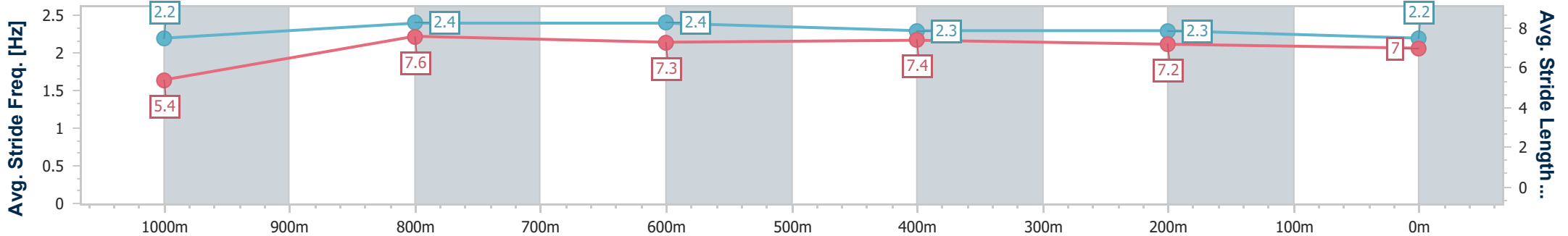
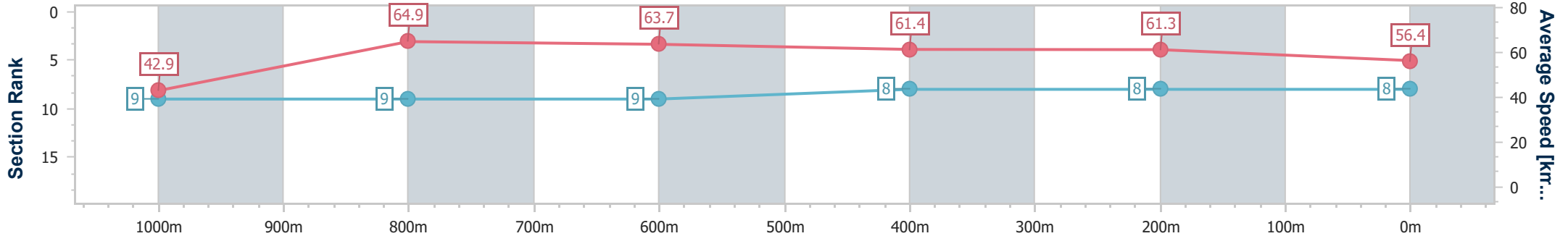


Sunshine Coast Poly Track QLD Professional
 Race 4: WIMMERS PREMIUM SOFT DRINKS QTIS Two-Year-Old
 Maiden Plate - 1100m
 31 March 2024 - 14:25



Track Rating: Synthetic, Weather: Overcast, Rail Position: True

Section	Overall	1000m	800m	600m	400m	200m
Section Times	1:07.17 [8] (0:08.39)	0:58.78 [9] (0:11.13)	0:47.65 [9] (0:11.36)	0:36.29 [9] (0:11.77)	0:24.52 [8] (0:11.75)	0:12.77 [8] (0:12.77)
Average Speed [km/h]	42.9	64.9	63.7	61.4	61.3	56.4
Top Speed [km/h]	62.2	67.2	65.8	63.4	62.7	59.4
Avg. Dist. to Rail [m]	5.1	2.6	1.0	0.9	2.0	1.5
Avg. Stride Freq. [Hz]	2.2	2.4	2.4	2.3	2.3	2.2
Avg. Stride Length [m]	5.4	7.6	7.3	7.4	7.2	7.0



- [] Ranking at each section and finish
- .-.- No data available at this section
- NA No data available



Horse/Jockey Name	Rockrata
Final Rank	9
Fastest Section Time (Section)	0:07.94 (Overall)
Top Speed [km/h] (Section)	67.4 (1000m)
Race State	Finished

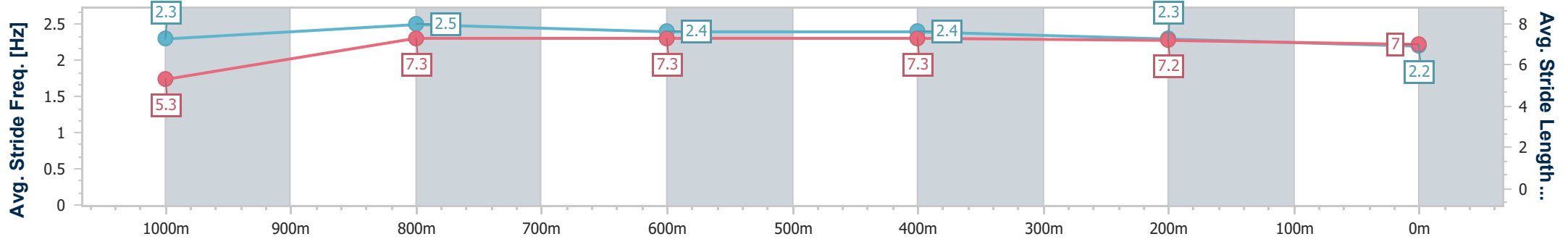
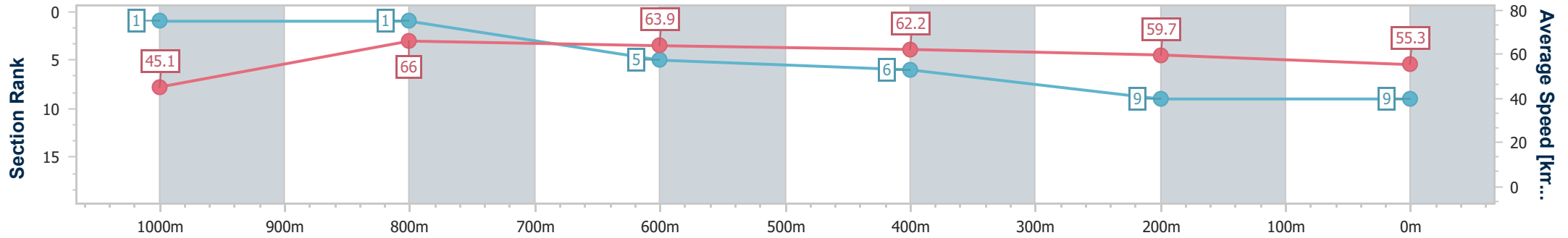


Sunshine Coast Poly Track QLD Professional
 Race 4: WIMMERS PREMIUM SOFT DRINKS QTIS Two-Year-Old
 Maiden Plate - 1100m
 31 March 2024 - 14:25



Track Rating: Synthetic, Weather: Overcast, Rail Position: True

Section	Overall	1000m	800m	600m	400m	200m
Section Times	1:07.48 [9] (0:07.94)	0:59.54 [1] (0:10.98)	0:48.56 [1] (0:11.66)	0:36.90 [5] (0:11.82)	0:25.08 [6] (0:12.06)	0:13.02 [9] (0:13.02)
Average Speed [km/h]	45.1	66.0	63.9	62.2	59.7	55.3
Top Speed [km/h]	63.3	67.4	66.5	63.0	61.6	57.8
Avg. Dist. to Rail [m]	11.7	7.8	5.2	3.4	3.2	3.0
Avg. Stride Freq. [Hz]	2.3	2.5	2.4	2.4	2.3	2.2
Avg. Stride Length [m]	5.3	7.3	7.3	7.3	7.2	7.0



- [] Ranking at each section and finish
- .-.- No data available at this section
- NA No data available



Horse/Jockey Name	Invading Jilly
Final Rank	10
Fastest Section Time (Section)	0:08.01 (Overall)
Top Speed [km/h] (Section)	67.4 (1000m)
Race State	Finished

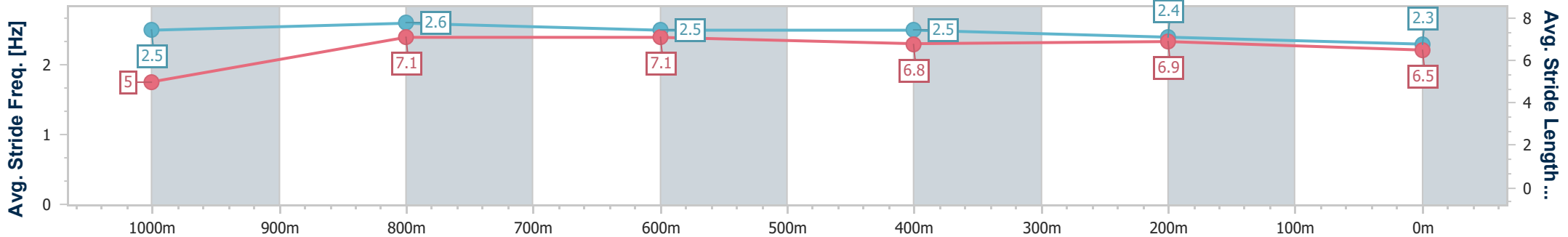
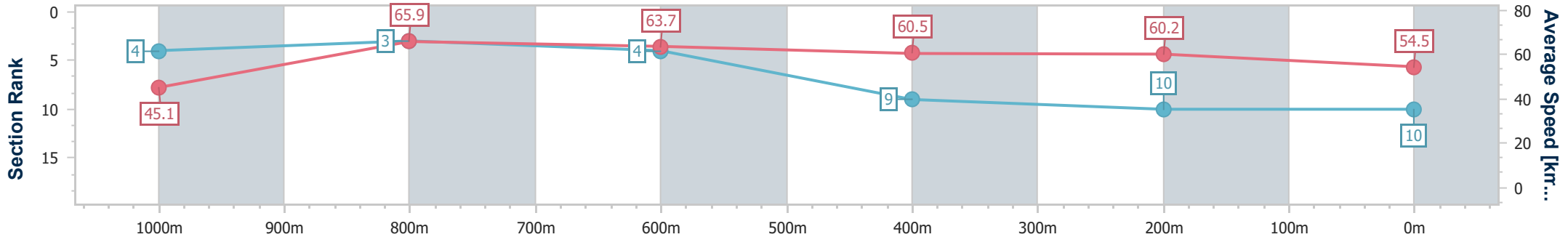


Sunshine Coast Poly Track QLD Professional
 Race 4: WIMMERS PREMIUM SOFT DRINKS QTIS Two-Year-Old
 Maiden Plate - 1100m
 31 March 2024 - 14:25



Track Rating: Synthetic, Weather: Overcast, Rail Position: True

Section	Overall	1000m	800m	600m	400m	200m
Section Times	1:07.79 [10] (0:08.01)	0:59.78 [4] (0:10.92)	0:48.86 [3] (0:11.61)	0:37.25 [4] (0:12.19)	0:25.06 [9] (0:11.93)	0:13.13 [10] (0:13.13)
Average Speed [km/h]	45.1	65.9	63.7	60.5	60.2	54.5
Top Speed [km/h]	64.7	67.4	65.2	63.0	62.3	58.2
Avg. Dist. to Rail [m]	9.2	5.3	3.6	3.4	3.9	2.7
Avg. Stride Freq. [Hz]	2.5	2.6	2.5	2.5	2.4	2.3
Avg. Stride Length [m]	5.0	7.1	7.1	6.8	6.9	6.5



- [] Ranking at each section and finish
- .-.- No data available at this section
- NA No data available