



# Sunshine Coast Poly Track QLD Professional

## Race 3: DICKY BEACH SURF CLUB Maiden Plate - 1400m

31 March 2024 - 13:50



Track Rating: Synthetic, Weather: Overcast, Rail Position: True

Section		Overall	1200m	1000m	800m	600m	400m	Last 600m				
Field Times		1:24.84 (0:13.28)	1:11.56 (0:11.36)	1:00.20 (0:11.19)	0:49.01 (0:11.77)	0:37.24 (0:12.18)	0:25.06 (0:12.49)	0:37.24				
Rank	TAB Horse/Jockey	Barrier	Top Speed [km/h]	Fastest Section	Distance Travelled [m]							
1	3 IOANE Cody Collis	3	68.2 1200m	0:11.10 1200m	1:24.84 [1] (0:13.78)	1:11.06 [9] (0:11.10)	0:59.96 [7] (0:11.34)	0:48.62 [6] (0:11.89)	0:36.73 [5] (0:12.08)	0:24.65 [2] (0:12.08)	0:36.73	
2	12 SUITE SECRET Nikita Beriman	12	66.7 1200m	0:11.25 1200m	1:25.12 [2] (0:13.68)	1:11.44 [7] (0:11.25)	1:00.19 [8] (0:11.38)	0:48.81 [7] (0:12.04)	0:36.77 [8] (0:12.27)	0:24.50 [9] (0:11.97)	0:36.77	+5
3	1 CHIEF BY Jag Guthmann-Chester	1	68.3 Overall	0:11.24 1000m	1:25.92 [3] (0:13.28)	1:12.64 [1] (0:11.36)	1:01.28 [1] (0:11.24)	0:50.04 [2] (0:11.72)	0:38.32 [1] (0:12.18)	0:26.14 [1] (0:12.59)	0:38.32	-9
4	10 BUBBLES 'N' SPEAK Micheal Hellyer	10	66.5 Overall	0:11.38 1200m	1:26.28 [4] (0:13.72)	1:12.56 [8] (0:11.38)	1:01.18 [9] (0:11.45)	0:49.73 [9] (0:11.83)	0:37.90 [9] (0:12.16)	0:25.74 [7] (0:12.55)	0:37.90	-8
5	2 FAMILY BONDING Dale Smith	2	67.9 Overall	0:11.19 1200m	1:26.37 [5] (0:13.46)	1:12.91 [3] (0:11.19)	1:01.72 [2] (0:11.25)	0:50.47 [3] (0:12.05)	0:38.42 [3] (0:12.37)	0:26.05 [3] (0:12.54)	0:38.42	+3
6	6 THE MERCHANT Minonette Kennedy	6	68.3 1200m	0:11.33 1200m	1:26.47 [6] (0:13.44)	1:13.03 [2] (0:11.33)	1:01.70 [3] (0:11.41)	0:50.29 [4] (0:11.92)	0:38.37 [4] (0:12.43)	0:25.94 [6] (0:12.63)	0:38.37	-1
7	7 HIGH CURRENCY Trudy Thornton	7	66.8 1200m	0:11.36 1200m	1:26.56 [7] (0:13.46)	1:13.10 [4] (0:11.36)	1:01.74 [5] (0:11.38)	0:50.36 [5] (0:11.94)	0:38.42 [6] (0:12.23)	0:26.19 [4] (0:12.73)	0:38.42	-8
8	5 RUMBLING AWAY Adam Sewell	5	68.1 1200m	0:11.04 1000m	1:26.58 [8] (0:13.68)	1:12.90 [6] (0:11.11)	1:01.79 [4] (0:11.04)	0:50.75 [1] (0:12.12)	0:38.63 [2] (0:12.48)	0:26.15 [5] (0:12.65)	0:38.63	+3
9	9 SMASH IT MADDI Boris Thornton	9	66.8 Overall	0:11.35 1200m	1:27.25 [9] (0:13.49)	1:13.76 [5] (0:11.35)	1:02.41 [6] (0:11.47)	0:50.94 [8] (0:11.99)	0:38.95 [7] (0:12.32)	0:26.63 [8] (0:12.60)	0:38.95	+1

Scratched: Friend In Need (#11), Peterman (#4), Love On Display (#8)



**Sunshine Coast Poly Track QLD Professional**  
**Race 3: DICKY BEACH SURF CLUB Maiden Plate - 1400m**  
**31 March 2024 - 13:50**



Track Rating: Synthetic, Weather: Overcast, Rail Position: True

Section							200m			Last 600m
Field Times							0:12.57			0:37.24
							(0:12.57)			
Rank	TAB	Horse/Jockey	Barrier	Top Speed [km/h]	Fastest Section	Margin			Distance Travelled [m]	
1	3	<b>IOANE</b> Cody Collis	3	68.2 1200m	0:11.10 1200m	0:12.57 [1] (0:12.57)	1:24.84		0:36.73	
2	12	<b>SUITE SECRET</b> Nikita Beriman	12	66.7 1200m	0:11.25 1200m	0:12.53 [3] (0:12.53)	1.5L		0:36.77 +5	
3	1	<b>CHIEF BY</b> Jag Guthmann-Chester	1	68.3 Overall	0:11.24 1000m	0:13.55 [2] (0:13.55)	6L		0:38.32 -9	
4	10	<b>BUBBLES 'N' SPEAK</b> Micheal Hellyer	10	66.5 Overall	0:11.38 1200m	0:13.19 [6] (0:13.19)	8L		0:37.90 -8	
5	2	<b>FAMILY BONDING</b> Dale Smith	2	67.9 Overall	0:11.19 1200m	0:13.51 [4] (0:13.51)	8.4L		0:38.42 +3	
6	6	<b>THE MERCHANT</b> Minonette Kennedy	6	68.3 1200m	0:11.33 1200m	0:13.31 [8] (0:13.31)	8.9L		0:38.37 -1	
7	7	<b>HIGH CURRENCY</b> Trudy Thornton	7	66.8 1200m	0:11.36 1200m	0:13.46 [7] (0:13.46)	9.2L		0:38.42 -8	
8	5	<b>RUMBLING AWAY</b> Adam Sewell	5	68.1 1200m	0:11.04 1000m	0:13.50 [5] (0:13.50)	9.3L		0:38.63 +3	
9	9	<b>SMASH IT MADDI</b> Boris Thornton	9	66.8 Overall	0:11.35 1200m	0:14.03 [9] (0:14.03)	13.1L		0:38.95 +1	

Scratched: Friend In Need (#11), Peterman (#4), Love On Display (#8)

[ ] Ranking at each section and finish  
 -:-:- No data available at this section  
 NA No data available

SCN Saddle cloth number  
 DNF Did not finish  
 DNT Did not track



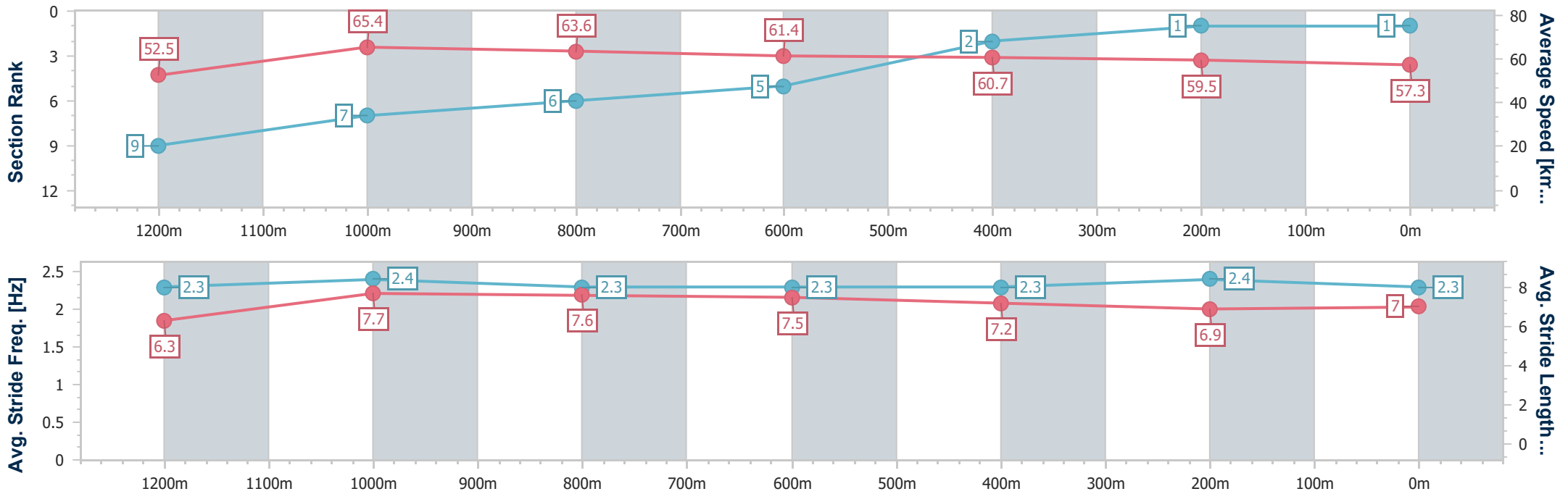
Horse/Jockey Name	loane
Final Rank	1
Fastest Section Time (Section)	0:11.10 (1200m)
Top Speed [km/h] (Section)	68.2 (1200m)
Race State	Finished



Sunshine Coast Poly Track QLD Professional  
 Race 3: DICKY BEACH SURF CLUB Maiden Plate - 1400m  
 31 March 2024 - 13:50  
 Track Rating: Synthetic, Weather: Overcast, Rail Position: True



Section	Overall	1200m	1000m	800m	600m	400m	200m
Section Times	1:24.84 [1] (0:13.78)	1:11.06 [9] (0:11.10)	0:59.96 [7] (0:11.34)	0:48.62 [6] (0:11.89)	0:36.73 [5] (0:12.08)	0:24.65 [2] (0:12.08)	0:12.57 [1] (0:12.57)
Average Speed [km/h]	52.5	65.4	63.6	61.4	60.7	59.5	57.3
Top Speed [km/h]	67.2	68.2	64.3	62.3	61.5	61.0	58.7
Avg. Dist. to Rail [m]	7.3	3.2	2.8	1.9	2.4	4.1	4.9
Avg. Stride Freq. [Hz]	2.3	2.4	2.3	2.3	2.3	2.4	2.3
Avg. Stride Length [m]	6.3	7.7	7.6	7.5	7.2	6.9	7.0



- [ ] Ranking at each section and finish
- .-.- No data available at this section
- NA No data available



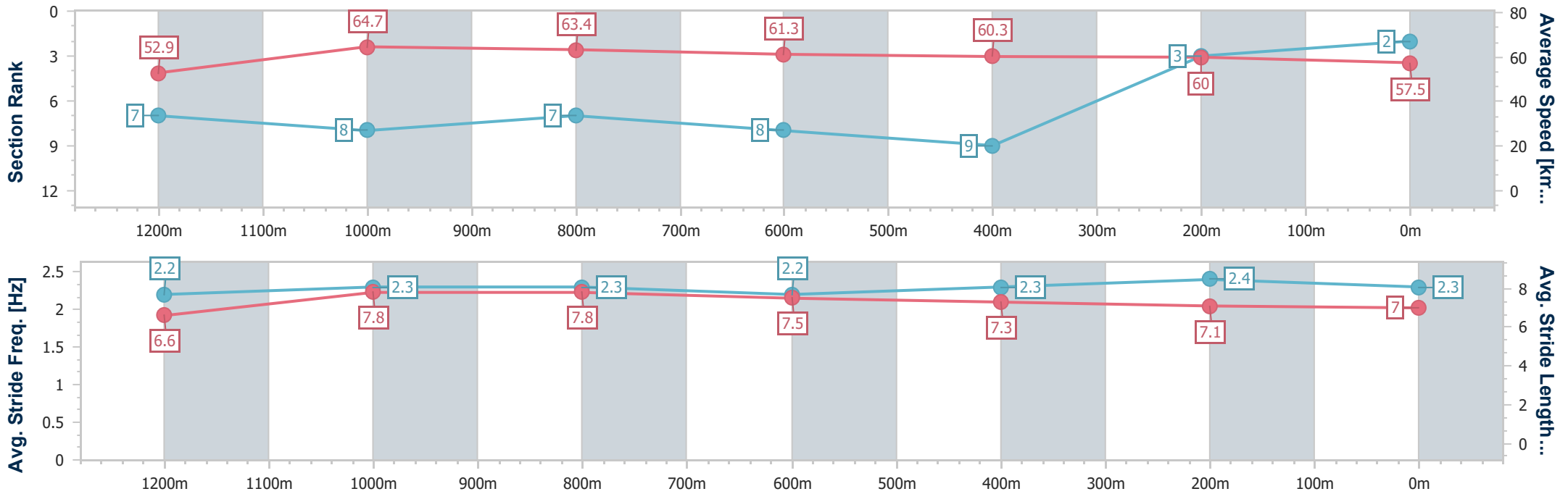
Horse/Jockey Name	Suite Secret
Final Rank	2
Fastest Section Time (Section)	0:11.25 (1200m)
Top Speed [km/h] (Section)	66.7 (1200m)
Race State	Finished



Sunshine Coast Poly Track QLD Professional  
 Race 3: DICKY BEACH SURF CLUB Maiden Plate - 1400m  
 31 March 2024 - 13:50  
 Track Rating: Synthetic, Weather: Overcast, Rail Position: True



Section	Overall	1200m	1000m	800m	600m	400m	200m
Section Times	1:25.12 [2] (0:13.68)	1:11.44 [7] (0:11.25)	1:00.19 [8] (0:11.38)	0:48.81 [7] (0:12.04)	0:36.77 [8] (0:12.27)	0:24.50 [9] (0:11.97)	0:12.53 [3] (0:12.53)
Average Speed [km/h]	52.9	64.7	63.4	61.3	60.3	60.0	57.5
Top Speed [km/h]	65.7	66.7	64.0	63.8	61.5	61.3	59.1
Avg. Dist. to Rail [m]	5.1	4.5	4.2	3.7	4.3	6.9	8.1
Avg. Stride Freq. [Hz]	2.2	2.3	2.3	2.2	2.3	2.4	2.3
Avg. Stride Length [m]	6.6	7.8	7.8	7.5	7.3	7.1	7.0



- [ ] Ranking at each section and finish
- .-.- No data available at this section
- NA No data available



Horse/Jockey Name	Chief By
Final Rank	3
Fastest Section Time (Section)	0:11.24 (1000m)
Top Speed [km/h] (Section)	68.3 (Overall)
Race State	Finished



Sunshine Coast Poly Track QLD Professional

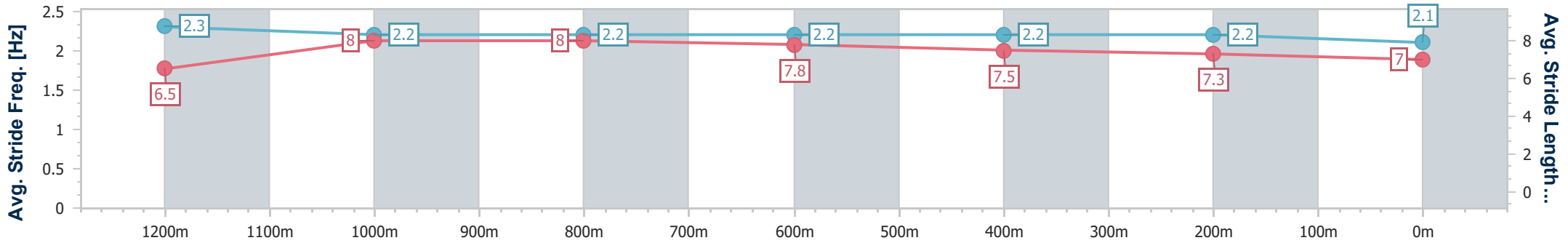
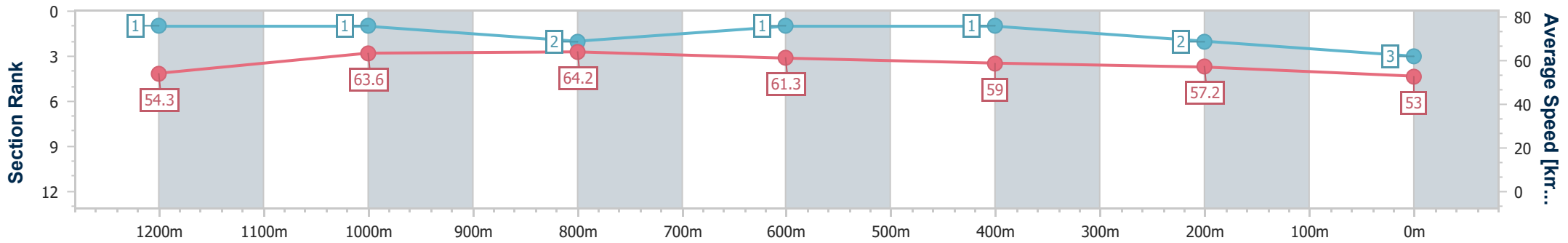
Race 3: DICKY BEACH SURF CLUB Maiden Plate - 1400m



31 March 2024 - 13:50

Track Rating: Synthetic, Weather: Overcast, Rail Position: True

Section	Overall	1200m	1000m	800m	600m	400m	200m
Section Times	1:25.92 [3] (0:13.28)	1:12.64 [1] (0:11.36)	1:01.28 [1] (0:11.24)	0:50.04 [2] (0:11.72)	0:38.32 [1] (0:12.18)	0:26.14 [1] (0:12.59)	0:13.55 [2] (0:13.55)
Average Speed [km/h]	54.3	63.6	64.2	61.3	59.0	57.2	53.0
Top Speed [km/h]	68.3	67.6	65.2	64.7	59.5	58.9	54.8
Avg. Dist. to Rail [m]	6.3	1.4	1.1	0.4	0.7	0.3	0.2
Avg. Stride Freq. [Hz]	2.3	2.2	2.2	2.2	2.2	2.2	2.1
Avg. Stride Length [m]	6.5	8.0	8.0	7.8	7.5	7.3	7.0



- [ ] Ranking at each section and finish
- .-.- No data available at this section
- NA No data available



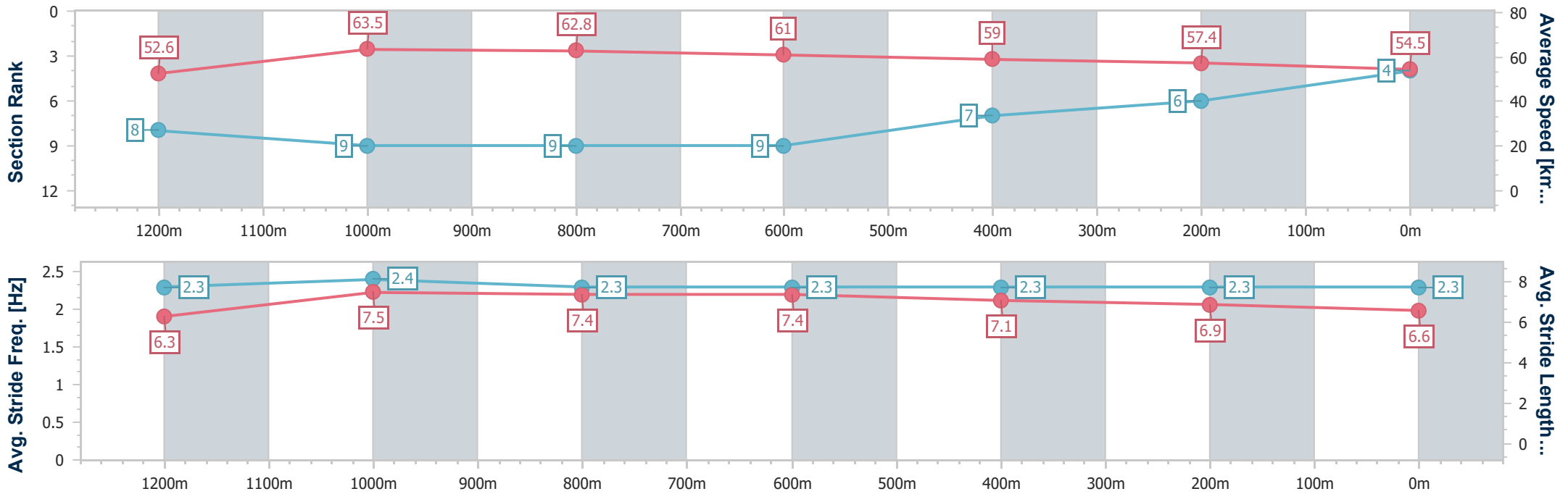
Horse/Jockey Name	Bubbles 'N' Speak
Final Rank	4
Fastest Section Time (Section)	0:11.38 (1200m)
Top Speed [km/h] (Section)	66.5 (Overall)
Race State	Finished



Sunshine Coast Poly Track QLD Professional  
 Race 3: DICKY BEACH SURF CLUB Maiden Plate - 1400m  
 31 March 2024 - 13:50  
 Track Rating: Synthetic, Weather: Overcast, Rail Position: True



Section	Overall	1200m	1000m	800m	600m	400m	200m
Section Times	1:26.28 [4] (0:13.72)	1:12.56 [8] (0:11.38)	1:01.18 [9] (0:11.45)	0:49.73 [9] (0:11.83)	0:37.90 [9] (0:12.16)	0:25.74 [7] (0:12.55)	0:13.19 [6] (0:13.19)
Average Speed [km/h]	52.6	63.5	62.8	61.0	59.0	57.4	54.5
Top Speed [km/h]	66.5	66.2	63.9	62.3	60.8	58.9	56.0
Avg. Dist. to Rail [m]	3.0	2.0	1.6	0.4	0.4	1.8	2.8
Avg. Stride Freq. [Hz]	2.3	2.4	2.3	2.3	2.3	2.3	2.3
Avg. Stride Length [m]	6.3	7.5	7.4	7.4	7.1	6.9	6.6



- [ ] Ranking at each section and finish
- .-.- No data available at this section
- NA No data available



Horse/Jockey Name	Family Bonding
Final Rank	5
Fastest Section Time (Section)	0:11.19 (1200m)
Top Speed [km/h] (Section)	67.9 (Overall)
Race State	Finished



Sunshine Coast Poly Track QLD Professional

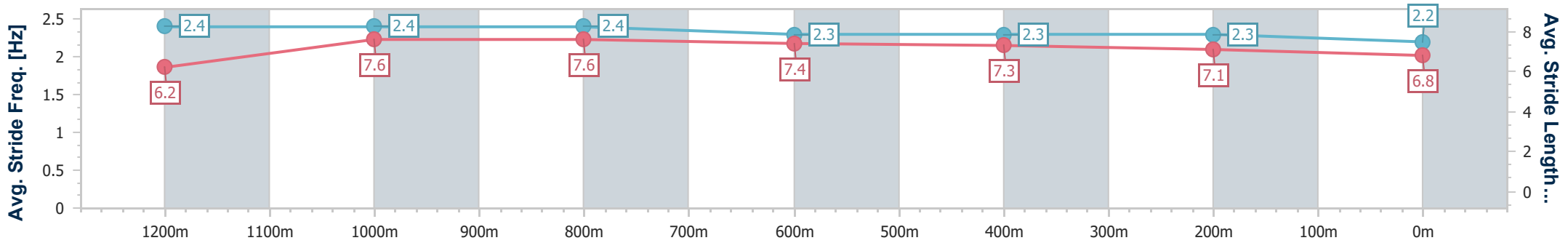
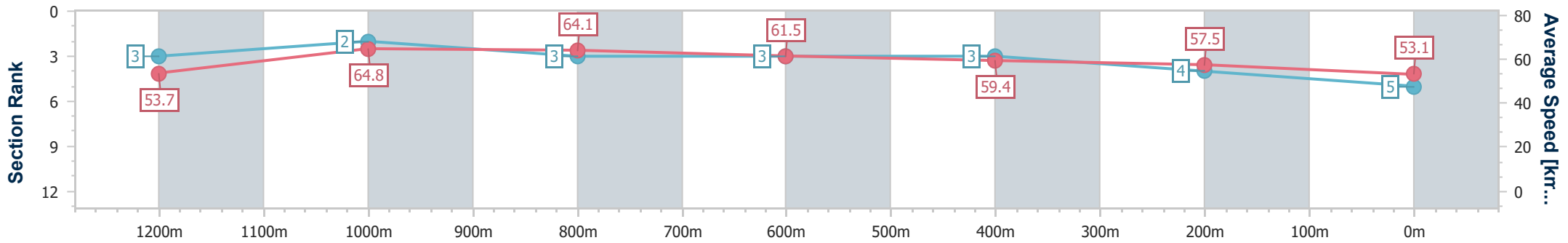
Race 3: DICKY BEACH SURF CLUB Maiden Plate - 1400m



31 March 2024 - 13:50

Track Rating: Synthetic, Weather: Overcast, Rail Position: True

Section	Overall	1200m	1000m	800m	600m	400m	200m
Section Times	1:26.37 [5] (0:13.46)	1:12.91 [3] (0:11.19)	1:01.72 [2] (0:11.25)	0:50.47 [3] (0:12.05)	0:38.42 [3] (0:12.37)	0:26.05 [3] (0:12.54)	0:13.51 [4] (0:13.51)
Average Speed [km/h]	53.7	64.8	64.1	61.5	59.4	57.5	53.1
Top Speed [km/h]	67.9	67.9	64.9	62.5	60.4	58.9	55.2
Avg. Dist. to Rail [m]	5.8	3.8	3.5	4.0	2.8	3.0	3.3
Avg. Stride Freq. [Hz]	2.4	2.4	2.4	2.3	2.3	2.3	2.2
Avg. Stride Length [m]	6.2	7.6	7.6	7.4	7.3	7.1	6.8



- [ ] Ranking at each section and finish
- .-.- No data available at this section
- NA No data available



Horse/Jockey Name	The Merchant
Final Rank	6
Fastest Section Time (Section)	0:11.33 (1200m)
Top Speed [km/h] (Section)	68.3 (1200m)
Race State	Finished



Sunshine Coast Poly Track QLD Professional

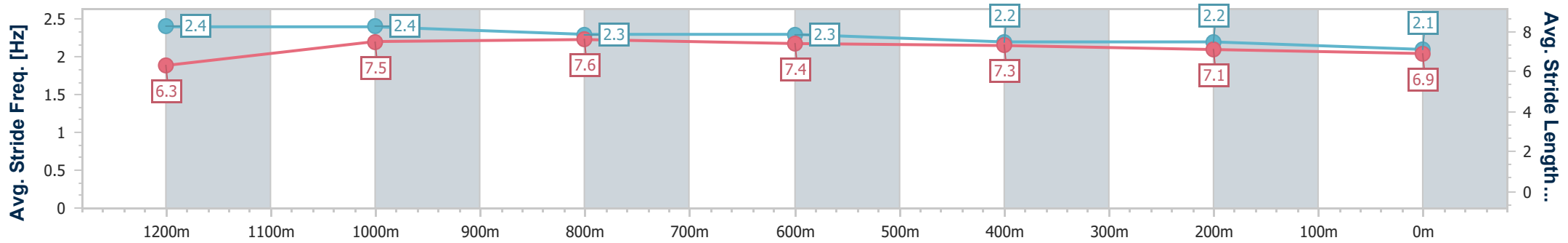
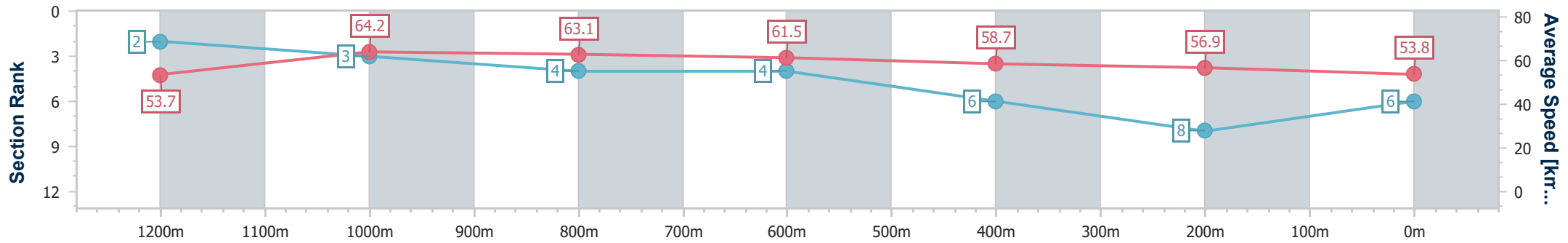
Race 3: DICKY BEACH SURF CLUB Maiden Plate - 1400m



31 March 2024 - 13:50

Track Rating: Synthetic, Weather: Overcast, Rail Position: True

Section	Overall	1200m	1000m	800m	600m	400m	200m
Section Times	1:26.47 [6] (0:13.44)	1:13.03 [2] (0:11.33)	1:01.70 [3] (0:11.41)	0:50.29 [4] (0:11.92)	0:38.37 [4] (0:12.43)	0:25.94 [6] (0:12.63)	0:13.31 [8] (0:13.31)
Average Speed [km/h]	53.7	64.2	63.1	61.5	58.7	56.9	53.8
Top Speed [km/h]	68.2	68.3	64.5	62.6	60.1	58.0	56.2
Avg. Dist. to Rail [m]	4.5	3.5	3.3	2.5	1.8	2.6	5.2
Avg. Stride Freq. [Hz]	2.4	2.4	2.3	2.3	2.2	2.2	2.1
Avg. Stride Length [m]	6.3	7.5	7.6	7.4	7.3	7.1	6.9



- [ ] Ranking at each section and finish
- .-.- No data available at this section
- NA No data available





Horse/Jockey Name	High Currency
Final Rank	7
Fastest Section Time (Section)	0:11.36 (1200m)
Top Speed [km/h] (Section)	66.8 (1200m)
Race State	Finished



Sunshine Coast Poly Track QLD Professional

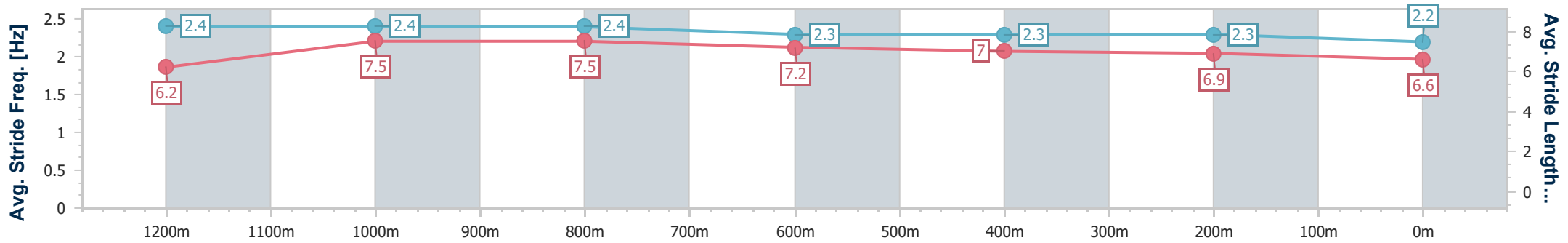
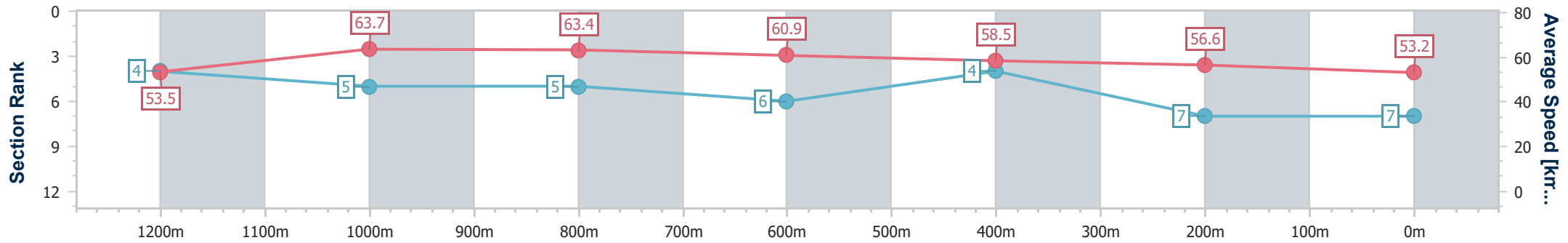
Race 3: DICKY BEACH SURF CLUB Maiden Plate - 1400m



31 March 2024 - 13:50

Track Rating: Synthetic, Weather: Overcast, Rail Position: True

Section	Overall	1200m	1000m	800m	600m	400m	200m
Section Times	1:26.56 [7] (0:13.46)	1:13.10 [4] (0:11.36)	1:01.74 [5] (0:11.38)	0:50.36 [5] (0:11.94)	0:38.42 [6] (0:12.23)	0:26.19 [4] (0:12.73)	0:13.46 [7] (0:13.46)
Average Speed [km/h]	53.5	63.7	63.4	60.9	58.5	56.6	53.2
Top Speed [km/h]	66.7	66.8	64.7	62.8	60.2	58.4	55.0
Avg. Dist. to Rail [m]	2.5	1.5	1.8	1.6	1.1	2.6	1.8
Avg. Stride Freq. [Hz]	2.4	2.4	2.4	2.3	2.3	2.3	2.2
Avg. Stride Length [m]	6.2	7.5	7.5	7.2	7.0	6.9	6.6



- [ ] Ranking at each section and finish
- .-.- No data available at this section
- NA No data available



Horse/Jockey Name	Rumbling Away
Final Rank	8
Fastest Section Time (Section)	0:11.04 (1000m)
Top Speed [km/h] (Section)	68.1 (1200m)
Race State	Finished



Sunshine Coast Poly Track QLD Professional

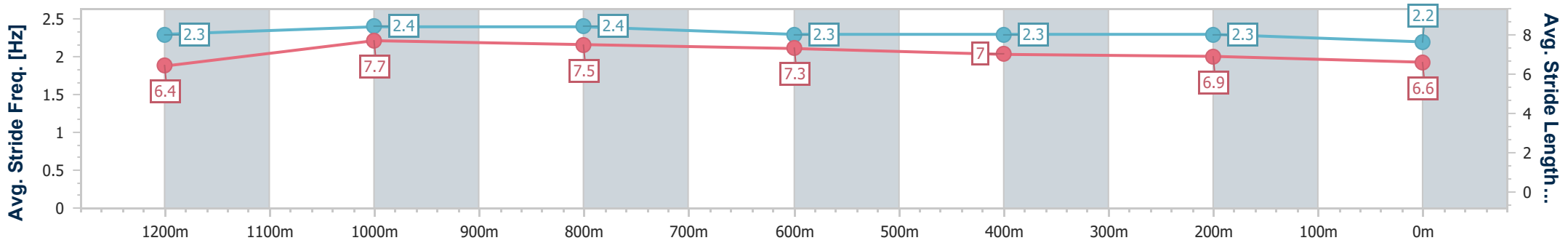
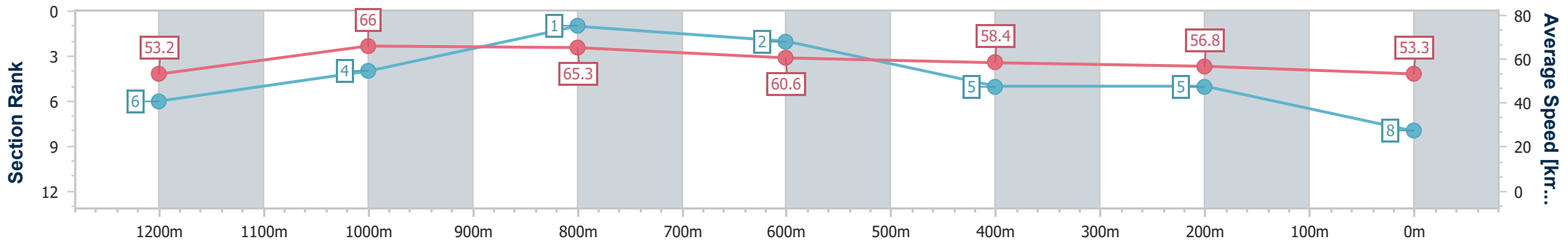
Race 3: DICKY BEACH SURF CLUB Maiden Plate - 1400m



31 March 2024 - 13:50

Track Rating: Synthetic, Weather: Overcast, Rail Position: True

Section	Overall	1200m	1000m	800m	600m	400m	200m
Section Times	1:26.58 [8] (0:13.68)	1:12.90 [6] (0:11.11)	1:01.79 [4] (0:11.04)	0:50.75 [1] (0:12.12)	0:38.63 [2] (0:12.48)	0:26.15 [5] (0:12.65)	0:13.50 [5] (0:13.50)
Average Speed [km/h]	53.2	66.0	65.3	60.6	58.4	56.8	53.3
Top Speed [km/h]	67.4	68.1	67.0	63.9	61.1	58.6	55.0
Avg. Dist. to Rail [m]	9.5	8.3	5.6	2.6	2.0	1.1	0.4
Avg. Stride Freq. [Hz]	2.3	2.4	2.4	2.3	2.3	2.3	2.2
Avg. Stride Length [m]	6.4	7.7	7.5	7.3	7.0	6.9	6.6



- [ ] Ranking at each section and finish
- .-.- No data available at this section
- NA No data available



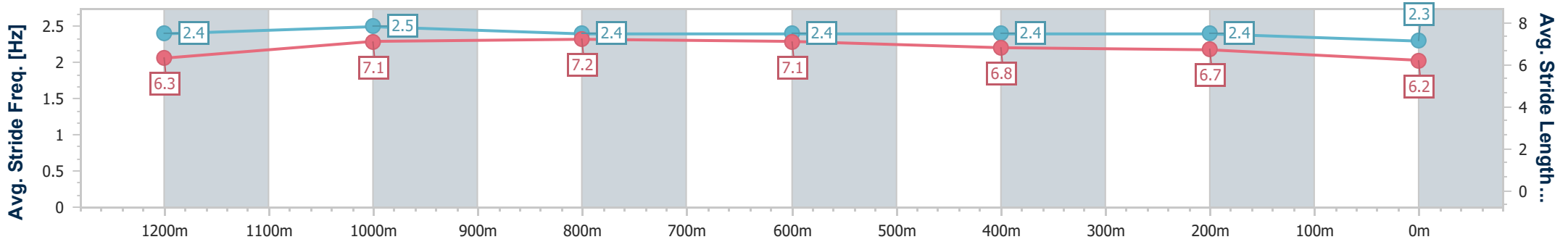
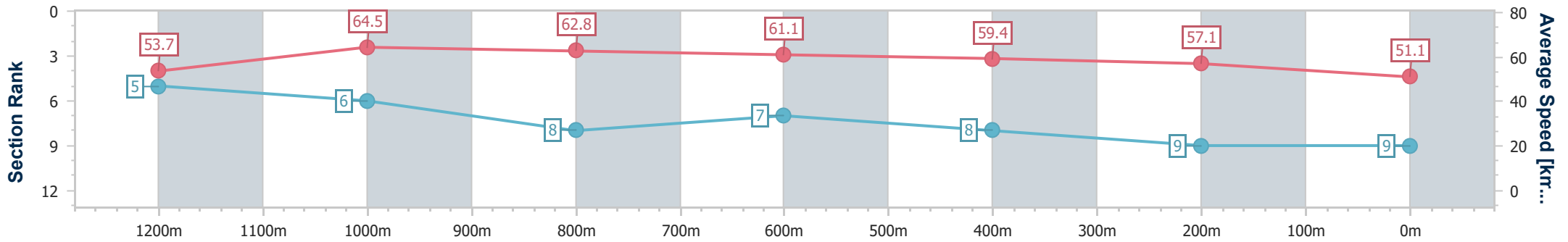
Horse/Jockey Name	Smash It Maddi
Final Rank	9
Fastest Section Time (Section)	0:11.35 (1200m)
Top Speed [km/h] (Section)	66.8 (Overall)
Race State	Finished



Sunshine Coast Poly Track QLD Professional  
 Race 3: DICKY BEACH SURF CLUB Maiden Plate - 1400m  
 31 March 2024 - 13:50  
 Track Rating: Synthetic, Weather: Overcast, Rail Position: True



Section	Overall	1200m	1000m	800m	600m	400m	200m
Section Times	1:27.25 [9] (0:13.49)	1:13.76 [5] (0:11.35)	1:02.41 [6] (0:11.47)	0:50.94 [8] (0:11.99)	0:38.95 [7] (0:12.32)	0:26.63 [8] (0:12.60)	0:14.03 [9] (0:14.03)
Average Speed [km/h]	53.7	64.5	62.8	61.1	59.4	57.1	51.1
Top Speed [km/h]	66.8	66.7	64.2	62.7	60.9	58.9	55.3
Avg. Dist. to Rail [m]	8.3	5.4	4.3	2.3	2.2	5.4	8.1
Avg. Stride Freq. [Hz]	2.4	2.5	2.4	2.4	2.4	2.4	2.3
Avg. Stride Length [m]	6.3	7.1	7.2	7.1	6.8	6.7	6.2



- [ ] Ranking at each section and finish
- .-.- No data available at this section
- NA No data available